

UC San Diego

Presentations and Posters

Title

Identifying ECIP Partner Needs: Survey Results on ECIP Set-Up

Permalink

<https://escholarship.org/uc/item/4hg949dt>

Journal

Cataloging & classification quarterly, 56(5-6)

ISSN

1544-4554

Authors

Cardenas, Ilad

Deng, Shi

Williams, Camilla

Publication Date

2018-12-21

Peer reviewed

Identifying ECIP Partner Needs: Survey Results on ECIP Set Up

Ilda Cardenas^{a*} and Shi Deng^b and Camilla Williams^c

^aMississippi State University Libraries, Mississippi State, MS 39762-5408; ^bUC San Diego Library, Metadata Services, La Jolla, CA 92093-0175; ^cLibrary of Congress, CIP program, Washington DC 20540-4290

Ilda Cardenas *corresponding author

Email: icardenas@library.msstate.edu

ORCID: <https://orcid.org/0000-0002-7814-0113>

Shi Deng

Email: sdeng@ucsd.edu

ORCID: <https://orcid.org/0000-0001-9871-4164>

Camilla Williams

Email: cewi@loc.gov

Identifying ECIP Partner Needs: Survey Results on ECIP Set Up

Abstract: The Electronic Cataloging in Publication (ECIP) Cataloging Partnership Program began in 2004. It is a collaboration between the Library of Congress (LC) Cataloging in Publication (CIP) Program, publishers, and libraries across the United States. System set up for the program proved challenging for library partners. A survey was conducted during February 8-March 6, 2018 to learn about ECIP partners' ECIP set up experience. The findings show that communication and training documentation are two key elements for program to be effective and successful. The survey result helped LC CIP program develop new and improved ECIP system.

Keywords: ECIP Cataloging Partnership Program, ECIP set up, cooperative cataloging, partnerships, troubleshooting, communication, ECIP training

Background

The Electronic Cataloging in Publication (ECIP) Cataloging Partnership Program began in 2004. It is a collaboration between the Library of Congress (LC) Cataloging in Publication (CIP) Program and libraries across the United States. The program facilitates the goal of cataloging titles earlier in the publisher supply chain and reducing original cataloging workloads. As an added benefit, it increases awareness among libraries of forthcoming titles to be published so that they may be purchased for the collection.¹ This program relies on the expertise of catalogers' knowledge of subject analysis and is why library partners determine publishers, subject, or

geographic areas for which they will want to catalog—ensuring high quality subject analysis and classification.² While ECIP is not a part of the Program for Cooperative Cataloging (PCC), it is related to the PCC in that libraries are required to be NACO (Name Authority Program).³ The program has 32 Partners who created 7,505 records in the year 2016/2017, 13% of total ECIP records created.

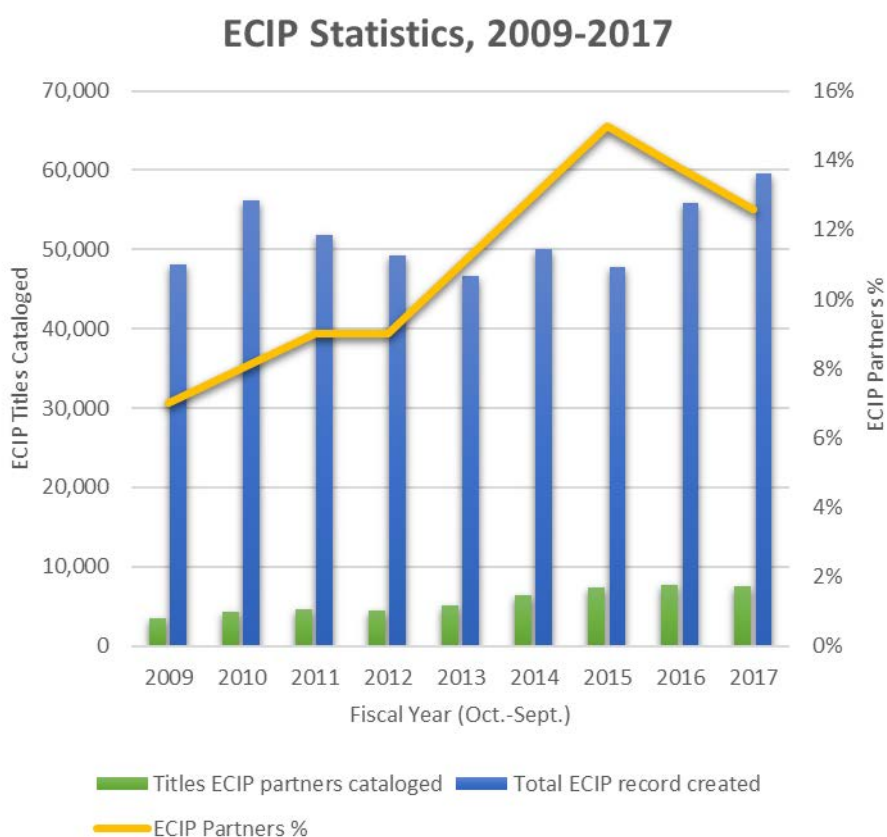


Figure 1. ECIP Cataloging Partners contribution to ECIP Program, 2009-2017

When libraries join the ECIP Cataloging Partnership Program, they go through a set up process. We define the ECIP set up process between the time a library partner's application submitted to CIP and the time the library partner moves into production. The whole set up process workflow takes eight steps, shown in Figure 2.

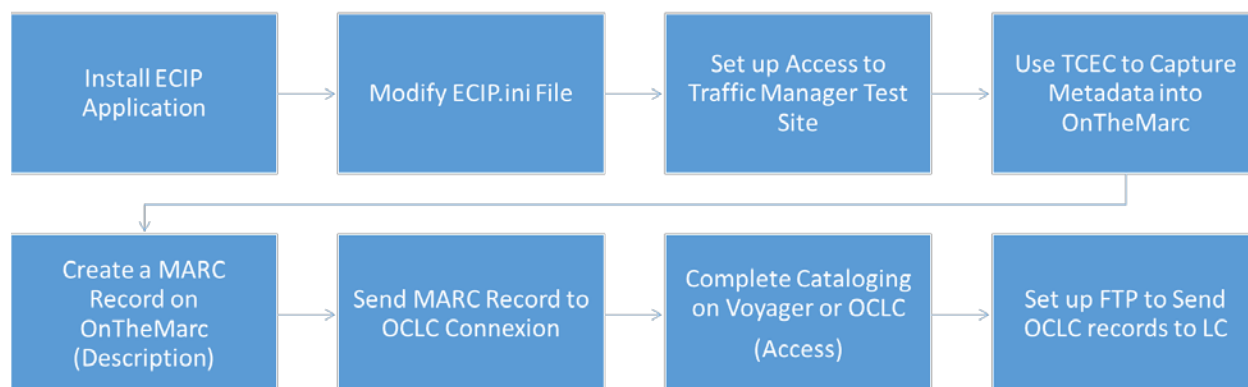


Figure 2. ECIP set up in eight steps

The first step involves installation of the ECIP application onto each cataloger's computer. The second step is to modify a file called ECIP.ini which sets the path to enable system software, the OCLC Connexion Client and On the MARC to talk to each other. The third step is to train an ECIP cataloger on using the Traffic Manager on its test site. The Traffic Manager is an online database allowing participating libraries direct access to electronic publication content for new titles. The fourth step, familiarizes the ECIP cataloger with using the Text Capture and Electronic Conversion (TCEC), an application that captures pre-publication metadata and displays it on OnTheMarc. OnTheMarc is another tool a cataloger uses to create descriptive metadata for a MARC record⁴ as the fifth step. The sixth step is to send the MARC record to Voyager or the OCLC Connexion Client. In the seventh step, the MARC record is completed in the OCLC Connexion Client by adding access points. This includes NACO authority work for names, subject analysis and classification. The final, eighth step is to set up FTP to send MARC record to LC. Among these 8 steps, the fourth, sixth and eighth are points where two systems talk to each other: Traffic Manager to OnTheMarc, OnTheMarc to Voyager or OCLC

Connexion Client, FTP from library server to LC server; and the fifth and seventh are cataloging (descriptive and access).

From past discussions at PCC Operations Committee meetings, ECIP libraries and LC CIP staff found out that LC uses Voyager, an Integrated Library System (ILS), and the ECIP set up and workflow within LC are different from most ECIP cataloging partners who use OCLC Connexion Client. This created a “blind spot” between LC CIP staff and partner libraries because LC CIP staff could not “see” the process on partner library’s side. As a result, it created barriers that prevented LC CIP staff from helping new partner libraries troubleshoot their set up. In addressing the issue, LC CIP staff often enlisted the help of ECIP partners help troubleshoot problems. When the Mississippi State University (MSU) Library joined the ECIP Cataloging Partnership Program, their catalogers and IT specialists encountered several difficulties during the ECIP set up process. After working with LC CIP staff and the University of California, San Diego (UCSD) ECIP contact person, the MSU cataloger invited UCSD ECIP and LC CIP contact persons to conduct a survey. The survey was sent out during February 8 to March 6, 2018 and sent directly to ECIP Partners. The goals of this survey were to find out other ECIP partners’ set up experience, identify areas that need more training and documentation, and develop best practices to streamline the ECIP set up process.

Literature Review

Searching the Library, Information Services & Technology Abstract database and the Library Literature & Information Science full text database only yielded a handful articles related to ECIP or ECIP Cataloging Partnership Program. In 2013, Debus-López and 3 others introduced in an article the ECIP Cataloging Partnership Program; they provided a good overview of the ECIP

program, its development, why it was set up, its goals, and some evaluation of its success.⁵

They pointed out that “Although the ECIP Cataloging Partnership Program has been formally in existence since 2004 (and a different print-based version of the program with the National Library of Medicine [NLM] preceded it between 1972 and 2003), there is almost no discussion of this program in the library literature.”⁶ Between 2013 and 2018, there are still very few articles about ECIP cataloging.

Reading all articles found, almost none get into details addressing ECIP set up process. However, ECIP set up issues have been discussed at PCC Operations Committee meetings. Shi Deng reported in 2014 that UC San Diego Library had a bumpy experience in ECIP system set up, and suggested some possible actions: develop an ECIP set up Q&A and troubleshooting checklist, develop an ECIP workflow/cataloging Q&A, and continue to update the BIBCO Participant’s Manual (BPM) on ECIP from an ECIP Partner perspective.⁷ As a result, Jessalyn Zoom, former acting BIBCO coordinator, incorporated an FAQ developed by UC San Diego Library into the BPM third edition draft as part of Appendix C. on ECIP Cataloging,⁸ and Camilla Williams, the CIP Program Specialist, reviewed and revised the FAQ that was posted on the ECIP partnership website.⁹ An earlier survey was sent out in 2015, before the PCC Operations Committee meeting, BIBCO surveyed ECIP Partners with two questions:

1. Do you have experiences and accomplishments from working with the CIP Program in the last year that you would like to share with BIBCO colleagues? Please answer: Yes or No and elaborate in comment box below.
2. Are there any BIBCO ECIP cataloging issues that the BIBCO Program can address and

provide advice on? Please answer: Yes or No and elaborate in comment box below.

In the results shared at the meeting: Harvard University responded, “We are still in the testing stages, however we are encountering some technical questions due to the fact that we prefer to bring the records to OCLC and have LC pick them up from OCLC, instead of having these records go into Aleph first.”¹⁰ ProQuest pointed out that “each library uses a different ILS (and our team doesn’t have an ILS) it would likely be difficult to have a one size fits all set-up instructions. My team plans to create internal documentation for ECIP set-up to train new librarians at our organization, but have not had the time to complete this yet. We are very grateful to the libraries that have documentation available online.”¹¹ UNC-Chapel Hill said, “Each ECIP library shouldn't reinvent the documentation process, but I can also understand LC's not being able to document the process for non-Voyager libraries. Has anyone ever considered an ECIP listserv?”¹² We will refer this survey as 2015 survey later in the article.

Survey Design

In order to learn about ECIP partner libraries’ ECIP set up experience, we designed the survey in three parts, with a total of 11 questions. The first part consisted of six questions, that were designed to gather background information from participants, asking about PCC membership status, PCC training status, date they joined ECIP, date they achieved production mode, and number of ECIP catalogers in their institution. The purpose was to find out how long it took for partner libraries to go through the ECIP set up process and move into production. The second part had three questions, asking about technical aspects of the ECIP setup, such as the operating system used at the time ECIP was set up and on partners’ experience at various stages of the set up. We provided one open-ended question for comments. The third part had

two questions, asked a set of multiple-choice questions on catalogers' experience with ECIP training documentation and experience of working with LC CIP staff and other partners. We also provided one open-ended question for comments. Please see the Appendix for the survey questions.

Survey Results

The survey was sent to the ECIP partner contact list during February 8-March 6, 2018. At the time there were thirty-two ECIP partners. Twenty-two responded to the survey, a rate of 69%.

Question 1: Participating partners

Among twenty-two ECIP partners who participated in the survey, sixteen (73%) are University or College Libraries; two (9%) are national libraries, two (9%) are public libraries and two (9%) are special libraries.

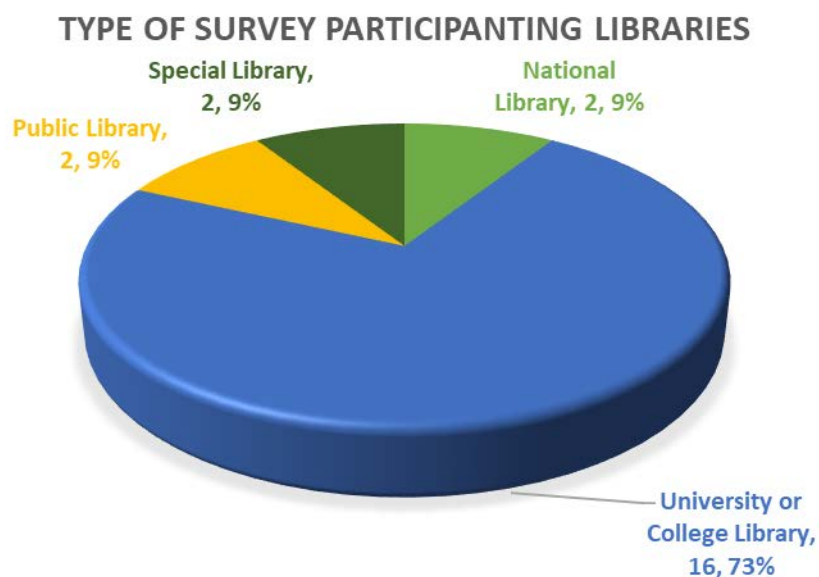


Figure 3. Type of survey participating libraries

Question 2: PCC membership status (check all that apply)

This question has multiple choices asking ECIP partners' PCC membership status of four PCC Programs: NACO, BIBCO, CONSER, and SACO at the time before joining the ECIP, at the same time joining ECIP, and not PCC members.

The results show that before joining ECIP, all twenty-two (100%) survey participating institutions were NACO members, eighteen (82%) were BIBCO members, fifteen (68%) were SACO members, and eleven (50%) were CONSER members. There were two (9%) libraries who joined BIBCO the same time they joined ECIP.

Question 3: PCC training & experience (check all that apply)

This question asked ECIP partners what trainings from the four PCC programs, NACO, BIBCO, CONSER, and SACO, they received and how long they have been PCC contributing members of each of these four programs: less than one year, between one and two years, between two and five years, or more than five years. As shown in Figure 4, many participating ECIP partners received trainings on the four programs and many libraries have been contributing to the PCC for more than five years. Specifically on NACO, fifteen (68%) ECIP partners received training and twenty-one (95%) have been contributing more than five years; on BIBCO, thirteen (59%) received training, two (9%) have been contributing between two and five years, and sixteen (73%) have been contributing more than five years; on SACO, nine (41%) ECIP partners received training, twelve (55%) have been contributing more than five years; On CONSER, nine (41%) ECIP partners received training, three (14%) have been contributing between two and five years, and ten (45%) have been contributing more than five years.

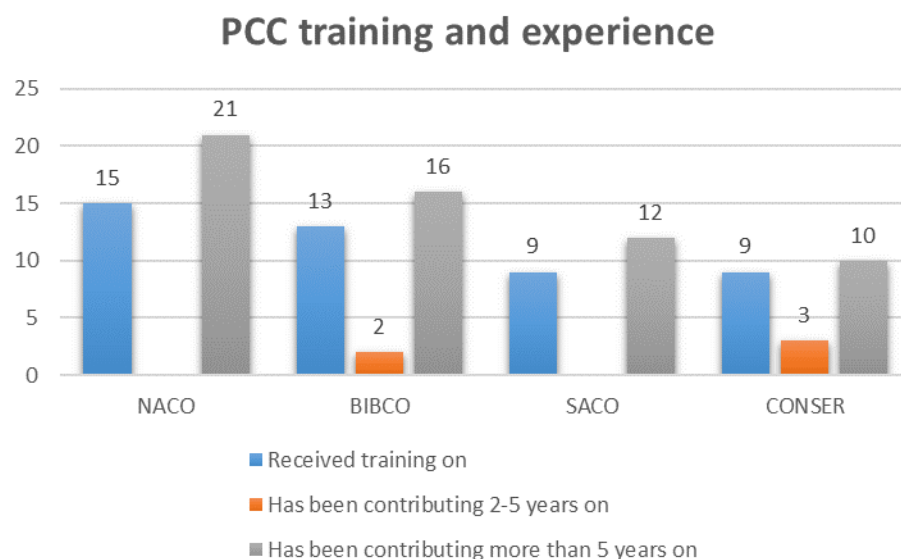


Figure 4. ECIP partners' PCC training and experience

Question 4-5. Month/year joined ECIP & Month/year moved into ECIP Production

Question 4 asked when ECIP partners joined ECIP and question 5 asked when they moved into ECIP production. We calculated the differences between the dates supplied in Q4 & Q5 to show how long it took for an ECIP partner to go through the ECIP set up process. If participating libraries only provided year, the date was defaulted to January of that year. If the month and year are the same in Q4 & Q5, it was counted as 0 months. Based on the rough data, we see the trends shows on Figure 5 a difference between before and after 2008/2009: average 0 vs. 5 months LC CIP staff pointed out that around 2008/2009, CIP lost staff and had a staff shortage due to retirement. Two libraries who joined in 2016-01 and 2016-02 show a lengthy set up process were due to staff turnover, technology upgrades and also the set up issues discussed throughout this article.

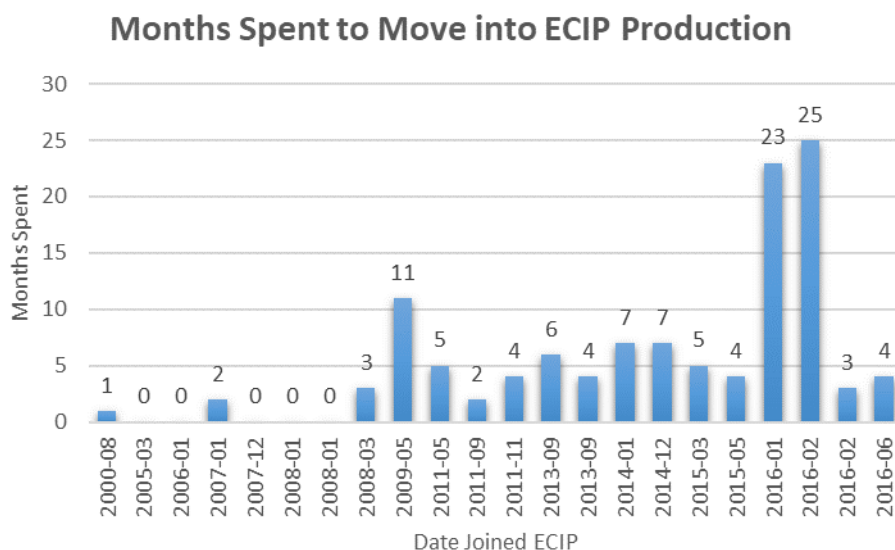


Figure 5. Time spent to go through ECIP set up process

Question 6. How many catalogers create ECIP records in your institution?

As shown in Figure 6, nine (41%) ECIP partner libraries have one cataloger doing ECIP cataloging, six (27%) have two catalogers, four (18%) have four catalogers, one (5%) has fifteen catalogers, one (5%) has five catalogers, and one (5%) has three catalogers.

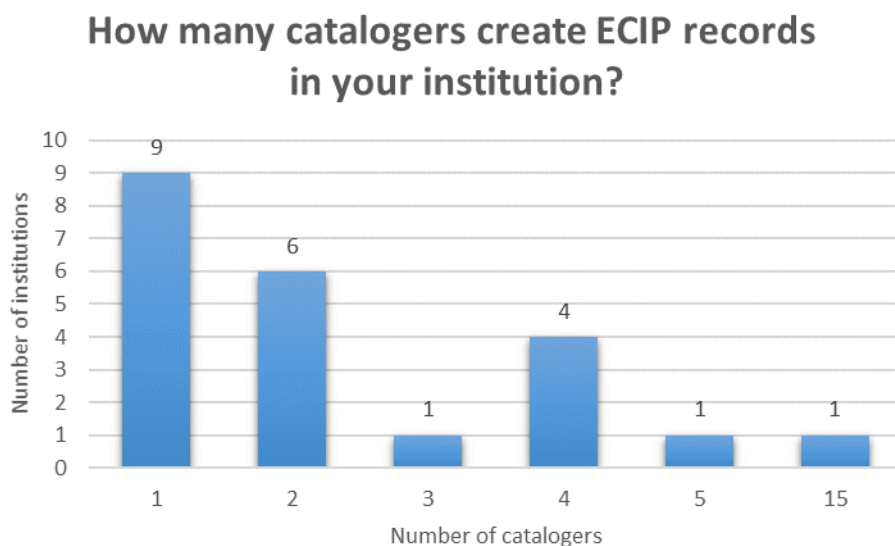


Figure 6. Number of catalogers at ECIP partner libraries

Question 7. Please tell us what operating system your institution is using when installing ECIP program (e.g. Windows 10)

This question asks partner libraries what operating system they were using at the time they were setting up for ECIP. Some partner libraries were not very sure what they were using during the time of setup and some said they were using both Windows 10 and Windows 7. To verify these responses, release dates for Windows XP, 7 and 10 were researched and compared with dates libraries joined ECIP. We suspect some libraries choose the operating systems they used at the time of the survey instead of the time setting up. This question proved problematic because partner libraries were asked to self-report what operating system they used at the time of set up and the data did not appear to be very reliable, especially since a few partners set up for ECIP a very long time ago.

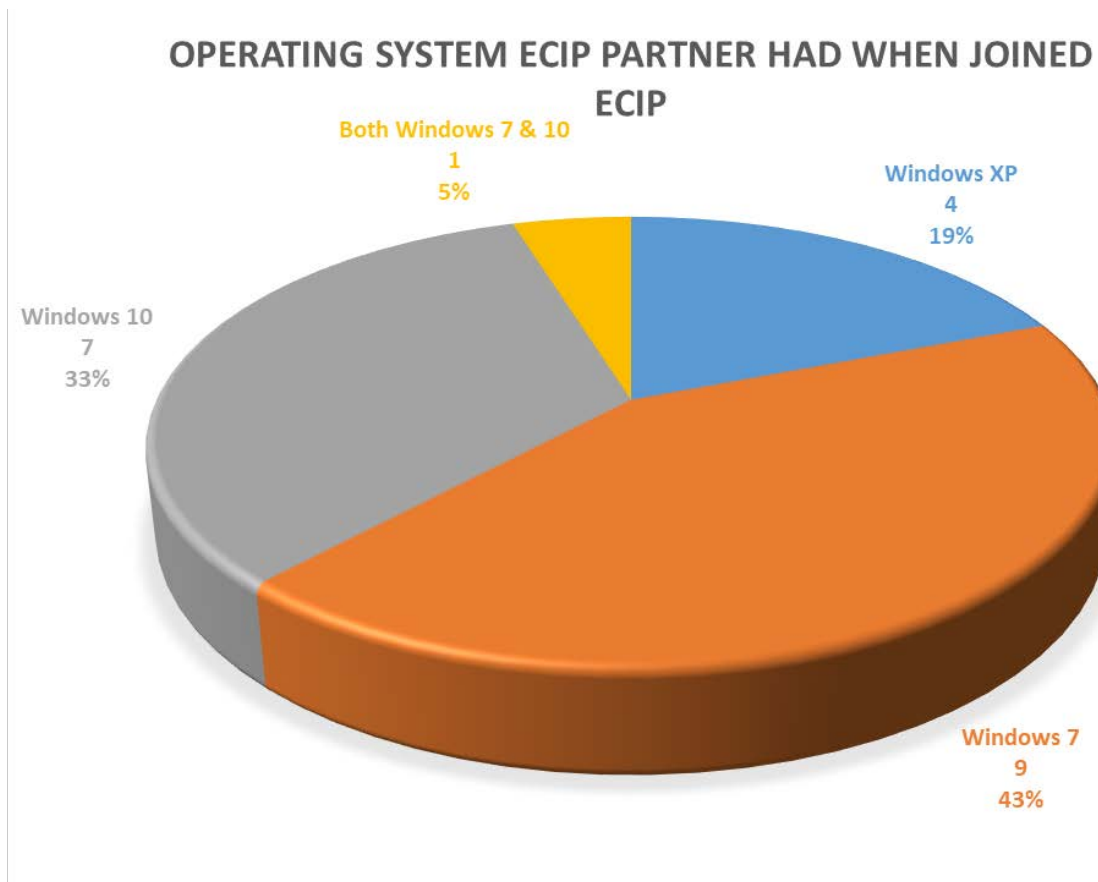


Figure 7. Operating system ECIP partner libraries had when joined ECIP

Question 8. Please tell us your experience (Please elaborate in the next question if choose "difficult to troubleshoot the problem(s)")

This is a multiple choice questions asking ECIP partners to rate their experiences at four different levels for the eight steps of the ECIP set up process described in Figure 2 at the beginning of the article:

- Smooth transition, no problem encountered
- Encountered problem(s) and resolved within the same day
- Encountered problem(s) and resolved within three days
- Difficult to troubleshoot the problem(s)

It seems that every partners' experience varies. In general, it shows that large number of partners had smooth set up experience while some partners encountered difficulties at different levels. Looking closely at the result, all partners listed some difficulties at some steps. According to the trends shown in the Figure 8, the highest number for the smooth transition are cataloging functions: Eighteen participants reported a smooth transition on finishing ECIP records on the OCLC Connexion Client. Seventeen participants reported a smooth transition on creating a MARC record using OnTheMARC. It also shows the highest number for difficulties were getting systems to work with each other. Eleven partners reported difficulties in setting up an FTP server for automatic file transfer; six partners reported difficulty sending MARC records from OnTheMarc to OCLC, and 5 partners reported experiencing difficulty in using TCEC to bring metadata from Traffic Manager to OnTheMarc.

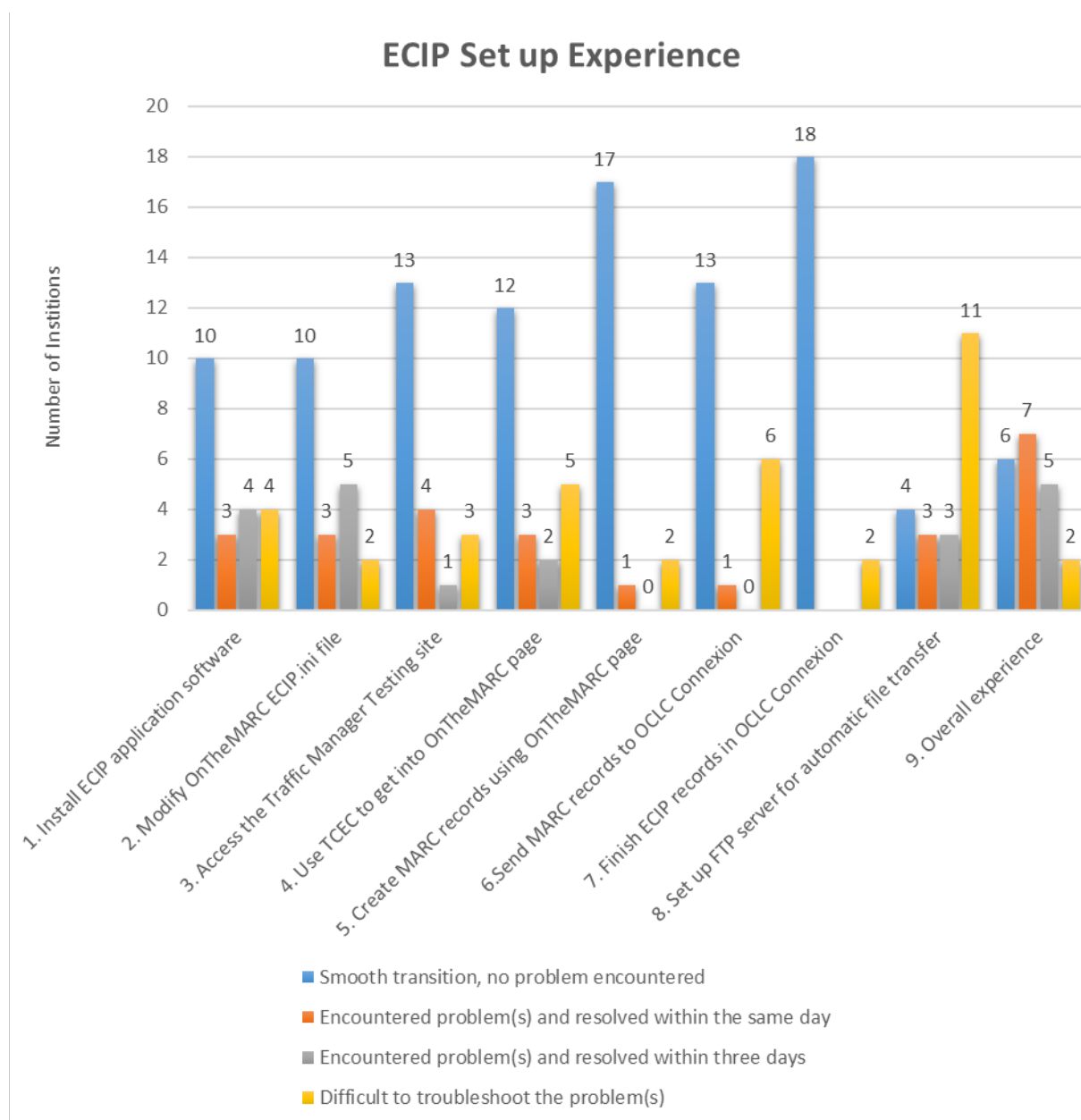


Figure 8. ECIP set up experience

Question 9. Any suggestion(s) for training, documentation (training manual, FAQ, etc.), and best practices for new members?

The survey received comments from fourteen participating libraries, giving more details about their ECIP set up experiences. From the comments received we found that different partners experienced ECIP set up differently.

Summary of comments received on ECIP set up:

- Some parts of the question 8 are not applicable to two partners who identified themselves as using Voyager, the same library system as that of LC.
- One mentioned that the library creates records in Voyager and leave them on the server where LC picks them up. The ECIP set up was done by institution's netadmin.
- Two partners mentioned a problem with setting up the ECIP.ini file, and one of them was due to campus network security.
- One partner mentioned that setting up a server for LC picking up the file was difficult and took several months to figure out, and when campus server infrastructure changed, they went through it again, although it did not take as long the second time.
- Another mentioned that the problem was with sending records to OCLC Connexion Client due to a macro interfering.

Summary of comments received on training documentation:

- Need to update training manual.
- The documentation seemed better for libraries using a Voyager system, not as complete for libraries using OCLC Connexion Client.
- May need to have a training document for testing site as well as instructions to re-set the ECIP.ini file to move into production site.
- It would be great to have some ECIP participants develop a training module that could be posted online for new ECIP members. It could serve to supplement the online information already available for the program. It could also address some of the technical problems that might occur in setting up all of the ECIP functions.

- It might be helpful to identify ECIP participants who can troubleshoot questions from new members and help mentor them on ECIP set up and beyond as needed.
- Little training material was available in 2005.
- FAQ would be helpful for new members.
- One partner keeps its own wiki page with an FAQ as well.

Other comments received:

- Communication difficulties between catalogers and IT staff: “Over the past decade with staff turnover, etc., we have to explain over and over again what we are doing with OnTheMARC and transfer from Connexion to the server.”
- Because different systems setting used by institutions affect the ECIP set up differently: it is probably more efficient to create a user group discussion list for members to post questions and get help, as well as based on the discussion in the user group list to update ECIP FAQ page.
- Could use more feedback after submitting records; second-guess everything, muddled through.
- LC CIP staff were super helpful troubleshooting the problems.

Question 10. Please rate the helpfulness of the following resources that prepared you for creating ECIP records.

This is a multiple choice questions asking ECIP partners to share their experiences on the helpfulness of ECIP resources on creating ECIP records. Partners are making a choice among Agree, Disagree, Not aware, N/A (not available at the time of training) on the following resources:

- On the MARC Training Manual
- On the MARC Training Video
- ECIP Partnership website
- ECIP Partnership FAQ
- DCM D8 CIP Procedures
- LC-PCC PS on ECIP cataloging
- CIP Advisory Group website
- LC CIP staff
- ECIP partners
- Other resources

From Figure 9, it shows that the most helpful resources are LC CIP staff, twenty-one partners chose “Agree,” the next three are OnTheMarc manual (eighteen partners agree), ECIP Partnership website (seventeen partners agree), ECIP Partnership FAQ page (sixteen partners agree). The least known resources are CIP Advisory Group web page (thirteen chose “Not aware”) and DCM D8 CIP procedures (twelve chose “Not aware”). The LC-PCC PS on ECIP cataloging has thirteen “Agree” five “Not aware” and four “N/A”. This category should have been “LC-PCC PS on CIP cataloging”. This may explain why some partners chose “Not aware.”

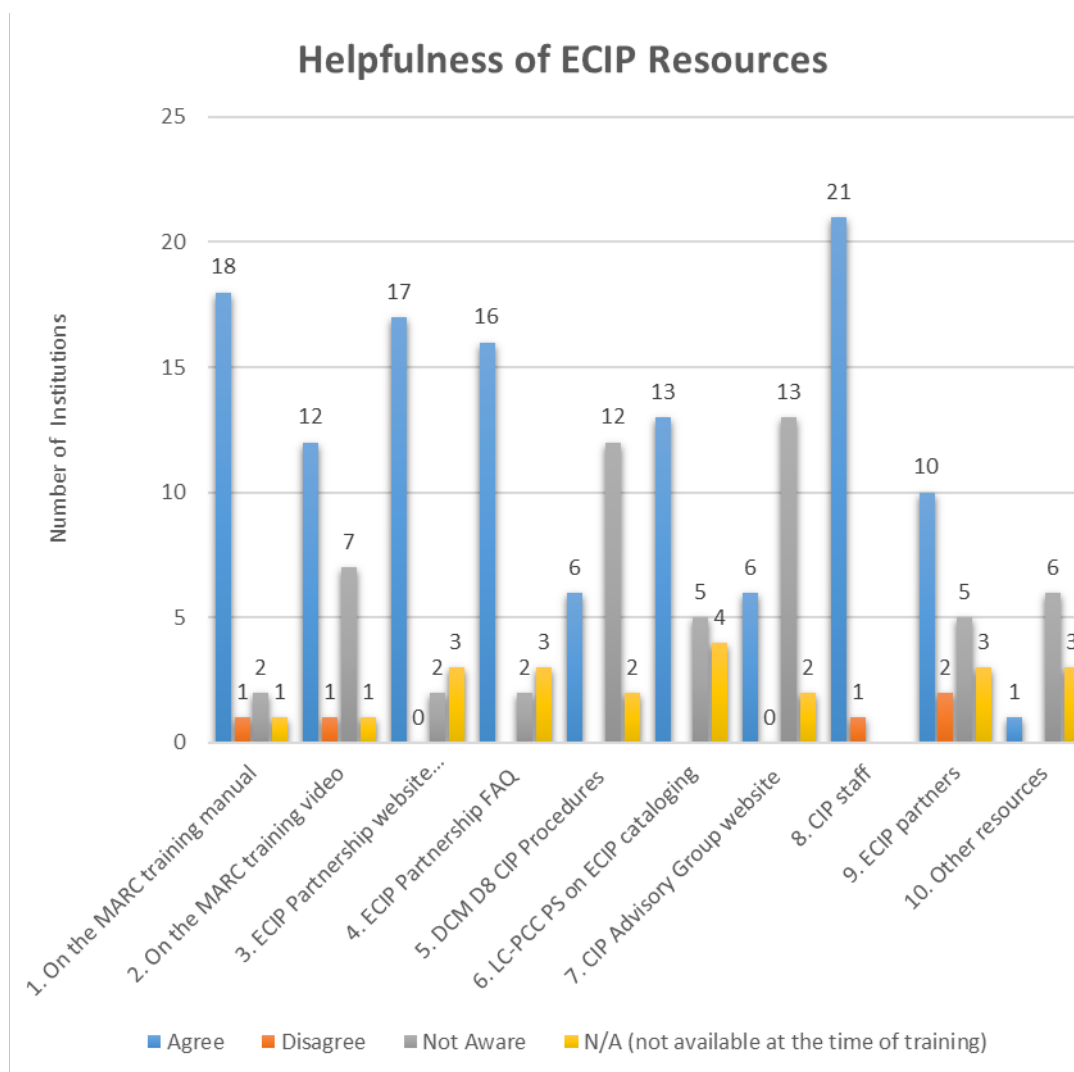


Figure 9: Helpfulness of ECIP Resources

Question 11. Any suggestion(s) for training, documentation (training manual, FAQ, etc.), and best practices for new members?

The survey received comments from ten participating libraries, here are some highlights:

- Partner operates on the assumption that “no news is good news”
- Partner felt totally being left alone after being trained, would appreciate more feedback
- It might be helpful to have a brief period of review of records after a partner library starts initial production

- It would be great to have some ECIP participants develop a training module that could be posted online for new ECIP members.
- Not all resources listed in the Question 10 were available in 2005.
- Partner found that LC uses Voyager system for their ECIP workflow which is different from ECIP partners who use OCLC Connexion, so some portion of training and documentation may need to be tailored towards ECIP partners
- Instruction on cataloging in various documents need to be reviewed, consolidated and presented consistently in LC-PCC PS.
- Perhaps ECIP partners and LC CIP staff can work collaboratively for reviewing and updating all documentation and recommending best practices (such as how to record publication date, series, etc.)
- FAQ would be helpful for new members
- Had a question about the TCEC link which does not work the way it did, hope the old way can be restored.
- Publisher contact has been very responsive
- LC CIP staff are super helpful and really make this process run smoothly
- LC CIP staff has been outstanding over many years.

Discussion

In summary, the survey results show that for partners who joined between 2009 and 2016, it took on average five months for a partner to finish the ECIP set up process and move into production. It seems that every partner's experience varies and could have been affected by

various factors, such as operating system used, campus network security, communication between IT staff and catalogers, etc. In general, a large number of partners had a smooth set up experience while some partners encountered difficulties at different levels. All partners listed some difficulties at some point during the set up process. Most difficulty steps are getting systems to work with each other, such as using TCEC to bring metadata from Traffic Manager to OnTheMarc, sending MARC records from OnTheMarc to OCLC, and setting up an FTP server for files to be picked up automatically by LC.

The survey results show that two key elements are essential and critical to the ECIP set up experience: communication and training documentation. LC CIP staff have been very responsive and helpful in making partners' ECIP set up experience effective, as respondents commented both in the 2015 survey and this 2018 survey. However, there were areas that were far beyond their reach. For libraries that use the OCLC Connexion Client, the communication barrier was greater between LC CIP and partner libraries. In the literature review, Harvard University voiced its preference for using the OCLC Connexion Client. There is preference for use of OCLC Connexion Client among partners and that process should be continued if catalogers are more comfortable using OCLC. LC uses the Voyager system and does not use the OCLC Connexion Client, so the set up experience is different. LC CIP staff could not see ECIP partners' set up process, and that creates a "blind spot" and makes it very difficult for LC CIP staff to troubleshoot problems. For example, for library partners that had trouble getting OnTheMARC to connect with the OCLC Connexion Client, it was difficult troubleshoot this problem, and ascertain whether it was due to the ECIP.ini file coding the path incorrectly, campus network security, or PC configuration. Campus network security created the most

barriers for LC to access the FTP server. Campus network architecture is heavily protected, and opening up ports, even with LC, was difficult to set up. Every campus network was different and every partner experienced unique set up issues. FTP set up is still not completely resolved at some libraries. For example, at some libraries, it is not an automatic process for LC software to pick up finished ECIP records. Communication between catalogers and IT staff was required to complete the ECIP set up process and troubleshoot difficult set up issues. Partners reported difficulty in getting IT staff to understand the ECIP set up process. The rule of thumb is to ask LC CIP staff if unsure about something or an issue came up. LC CIP staff is always available to hear questions from partners if there are any issues or questions regarding ECIP set up.

Communication about cataloging expectations is needed, especially if partners will be cataloging cooperatively on a national level. Partners voiced that they wanted more feedback when creating records. The current situation is, “No news is good news” meaning that if there is no communication coming from LC regarding a record, that means the cataloger is performing adequately. Some feel that cataloging is a continual learning experience and getting feedback on where to improve as a cataloger may be beneficial, this is a cooperative cataloging program after all. This probably can be done by pairing new partners with veterans, especially for partners who are lone catalogers, where a peer review process may be of benefit. An alternative to a mentorship/peer review process is to extend the time ECIP catalogers spend in training mode.

Communication is essential if this program is to be successful. Questions will continue be asked among partners and a method to open up this communication could be set up through a listserv. UNC-Chapel Hill advocated for an ECIP listserv in 2015, the creation of a

listserv, may help partners get quick information regarding ECIP that may not already be in the documentation.¹³ A directory of ECIP partners contact information can be helpful to partners. Encouraging ECIP partners to share their internal documentation would help ECIP partners. Comments from this survey also mentioned that publishers were responsive to questions. Maintaining communication with publishers could be of benefit for ECIP catalogers when performing NACO authority work.

Training documentation is another element critical to the effective ECIP set up experience. It was commented many times on both question 9 and question 11 that there is a need for more training documentation in order to set up for ECIP and catalog ECIP records. The fact that some documents became available at a later date demonstrated that LC CIP staff are continuously developing the training documentation. ECIP is expected to grow and evolve and managing these changes is important to accomplish the mission of the program, which is cooperative cataloging.

Training documentation on ECIP set up needs to be developed and posted online. At the time of set up, participants felt that there was not enough documentation or training available to troubleshoot set up or re-set up problems, especially for partners who use OCLC Connexion. Documentation or a training module on ECIP set up for both Voyager and OCLC users can be developed in collaboration between LC CIP staff and ECIP partners. Also existing documentation may need to be reviewed and make additions in some areas to meet the need of partners who use OCLC Connexion.

Moving to production mode did not mean that issues with ECIP would never happen. Network/software updates routinely happen and this may affect the system architecture

related to ECIP. So the documentation on ECIP set up needs to be reviewed and updated periodically to reflect the changes of system setting. It would be also very helpful to encourage ECIP partners to make their ECIP documentation publicly available, in regards to their system set up. As partners from ProQuest mentioned in 2015 ECIP survey, “each library uses a different ILS (and our team doesn’t have an ILS) it would likely be difficult to have a one size fits all set-up instructions.”¹⁴

The documentation related to cataloging for ECIP is found in different places like the LC-PCC PS in RDA Toolkit, DCM D8 Cataloging in Publication Procedures (Cataloger’s desktop), ECIP FAQ page, and some instruction available in presentation files on the CIP Advisory Group website (<https://www.loc.gov/publish/cip/cag/>); being able to find all this documentation in one place would minimize duplication of effort and make resolving questions faster. Instructions on ECIP cataloging will need to be reviewed, consolidated, and presented consistently in LC-PCC Policy Statements on RDA, so catalogers can find these instructions in one place and catalog using the same standards. These resources should be advertised at the start of ECIP set up and training, so ECIP catalogers would be aware of the resources available to them and know that they do not need to develop their own training manuals. Lastly, ECIP partners applauded the work of LC CIP staff because they were very responsive to questions from partners. Their work to make the ECIP program run smoothly over the years, received positive feedback from ECIP partners.

Traffic Manager: New version in development

The CIP Program is currently developing a new system, PrePub Book Link, a web-based pre- publication tool for the book publishing community. The CIP Program staff worked hard to

design a program that improves the user experience and makes the workflow easier for Library staff and CIP partner institutions as well as for the CIP and Preassigned Control Number (PCN) publishers. The survey results informed development of the new Traffic Manager. Library and CIP partner institution cataloging staff will be able to see more of the application data, view galleys in Microsoft Word or PDF, possibly with illustrations when available, assign a CIP application to a specific user within a team within the PrePub Book Link, and filter CIPs by subject or assignee and perform enhanced searching. Another benefit for the CIP partner institutions will be to upload their completed CIP records into the new system rather than by FTP. By uploading their records to the system, this will forego the need to set up an FTP server and get the bib record to Voyager immediately. In addition, PrePub Book Link moves away from using TCEC to a new web-based MARC editor to begin the initial MARC record creation. Partner institutions will no longer have to download and install the TCEC/On-the-MARC software application to their computer systems. The necessity to install a software application was a constraint for many institutions and required the institution to work with their IT staff for support with the onboarding process. Additionally, anyone using the PrePub Book Link will be able to reset their own password instead of contacting CIP Program staff for assistance.

Conclusion and recommendations

The ECIP Cataloging Partnership Program offers a great way for libraries across the United States to collaborate with LC's CIP program for bibliographic record creation for new titles using pre-publication data from electronic publisher content. Libraries who become ECIP cataloging partners are often PCC members by the requirement of performing NACO work. In

order to participate in the program, ECIP partners have to go through the ECIP set up process. Communication and training documentation are two key elements that ensure an effective ECIP set up process.

When PrePub Book Link goes live, there is the possibility of bypassing local server FTP, and bypassing systems talking to each other. It will continue to be important to have training documentation available when setting up for this new system. Partners are encouraged to communicate with CIP staff whenever needed because cooperative cataloging requires continual communication about questions concerning cataloging. Thus communication should not stop after ECIP set up because CIP staff are always available to answer questions. Also, by incorporating ECIP partner's suggestions, this can be achieved through a listserv to facilitate communication and encourage collaboration among partners. The needs of partner libraries who use Voyager or OCLC Connexion Client will need to be taken into consideration. There is still work to be done updating documentation related to partners who use the OCLC Connexion Client. It is highly encouraged for ECIP partners to share their documentation on their public website for the benefit of all ECIP partners.

This article has illuminated the most difficult part of the process which is the technical aspects of the ECIP set up process, not the actually cataloging work. The new Traffic Manager will potentially remove the local network barriers that kept most ECIP partners from successfully setting up. It is the goal of this article to increase communication between LC and ECIP partners and to continue working together creating high level bibliographic records to help catalogers across the country with limited resources, connect users with titles faster. The survey helped LC CIP staff understand ECIP partner needs, and the data from the survey helped

LC CIP staff be more aware of partner needs and build a stronger cooperative cataloging program.

¹ Karl E. Debus-López, Diane Barber, Caroline Saccucci & Camilla Williams, "The Electronic Cataloging in Publication Cataloging Partnership Program: A Model for Cooperative Cataloging for the Twenty-First Century," *Cataloging & Classification Quarterly*, (2013) 51, no. 1-3, 29, DOI: 10.1080/01639374.2012.719072

² Ibid.

³ Ibid.

⁴ Cataloging in Publication Program, "Electronic Cataloging in Publication: Text Capture and Electronic Conversion Training for Descriptive Catalogers," 2004-07
<https://www.loc.gov/publish/cip/partners/TCEC2004-07.pdf> (accessed May 28, 2018)

⁵ Karl E. Debus-López, Diane Barber, Caroline Saccucci & Camilla Williams, "The Electronic Cataloging in Publication Cataloging Partnership Program: A Model for Cooperative Cataloging for the Twenty-First Century," *Cataloging & Classification Quarterly*, (2013) 51, no. 1-3, 25-54, DOI: 10.1080/01639374.2012.719072

⁶ Ibid.

⁷ Shi Deng, "BIBCO/ECIP at UC San Diego Library: BIBCO new member experience" (Presented at the PCC Operations Committee, Washington, DC, May 9, 2014)
<https://escholarship.org/uc/item/83j187qf> (accessed July 16, 2018)

⁸ Program for Cooperative Cataloging, "BIBCO Participant's Manual," Third Edition, May 2015. Appendix C. ECIP Cataloging. <https://www.loc.gov/aba/pcc/bibco/documents/bpm.pdf> (accessed May 28, 2018)

⁹ Library of Congress, "ECIP/BIBCO Cataloging FAQ,"
https://www.loc.gov/publish/cip/partners/partner_faq.html (accessed May 23, 2018)

¹⁰ BIBCO ECIP Cataloging Partnership Program Members Survey Result, presentation/discussion at the PCC Operational Meeting, May 8, 2015.
<http://www.loc.gov/aba/pcc/bibco/documents/BIBCO-ECIP-Survey.docx> (accessed May 23, 2018)

¹¹ Ibid.

¹² Ibid.

¹³ Ibid.

¹⁴ Ibid.