

UCLA

UCLA Previously Published Works

Title

Scientific Review of "Integrated Structured Light Architectures"

Permalink

<https://escholarship.org/uc/item/4c79d20r>

Author

Cho, Eugenia

Publication Date

2024-12-12

Scientific Review of “Integrated Structured Light Architectures”

Eugenia Cho,¹

¹Undergraduate Electrical Engineering Student at the University of California, Los Angeles (UCLA)
*eugeniacho@g.ucla.edu

Abstract: This review of “Integrated Structured Light Architectures” evaluates OAM beam generation and advanced beam control using a discretized fiber array. It analyzes the original paper’s results, including intensity profiles and phase distributions, with additional noise analysis.

INTRODUCTION

Structured light, particularly beams with orbital angular momentum (OAM), has revolutionized photonics with applications in optical communication and quantum technologies because they enable unique light-matter interactions. Coherent combination techniques using fiber arrays offer a promising solution, allowing for precise control of amplitude and phase to produce high-quality beams. This study evaluates the generation of discretized OAM beams, addressing challenges in fidelity and beam quality while advancing the integration of structured light into cutting-edge technologies.

METHODS

The original paper by Lemons et al. introduces a novel laser architecture consisting of a hexagonal arrangement of seven beamlines, with one reference beamline for phase stabilization. Each beamline is independently controlled for amplitude, phase, polarization, and timing. The beamlines are combined using an FPGA-based phase-locking system to maintain phase synchronization with high precision.^[1]

To generate a first-order OAM beam, the relative phase of each beamline is defined as:

$$\phi_k = \frac{2\pi(k-1)}{N}, k=1,2,\dots,N$$

Equation 1. Relative phase of beamline for a first-order OAM beam

where $N = 7$ is the total number of beamlines. This phase relationship introduces the characteristic helical wavefront of OAM beams.

The study investigates beam quality through measurements of near-field intensity and phase distributions, and fidelity to an ideal OAM beam. Additionally, the effect of discretization on beam quality is evaluated by comparing configurations with 7, 19, and 37 beamlines.

This peer review aims to replicate key findings from the original paper to validate its methods and conclusions. The focus was on:

1. Near-field intensity and phase distribution.
2. Fidelity of the discretized OAM beam compared to an ideal continuous beam.
3. Impact of noise on OAM beam quality

These metrics were chosen for their relevance to assessing beam quality and the impact of discretization.

To validate the original paper, I conducted the following calculations:

- 1. Electric field calculation**

The combined electric field of the discretized OAM beam was computed numerically as:

$$E(x, y) = \sum_{k=1}^N A_k e^{i\phi_k} \cdot E_k(x, y)$$

Equation 2. Combined electric field of a discretized OAM beam

where N represents the number of beamlines, A_k is the amplitude of the electric field for the k th beamline, and $E_k(x, y)$ is the electric field distribution of the k th beamline at (x, y) .

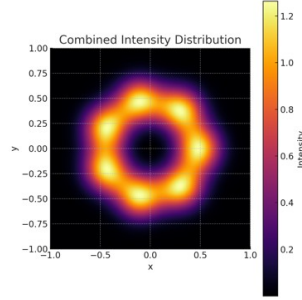


Fig. 1. Computed intensity profile of the electric field and validates the characteristic ring-shaped structure of OAM beams

2. Phase Distribution

The phase distribution of the combined electric field was analyzed to confirm the helical structure, a key feature of OAM beams.^[2]

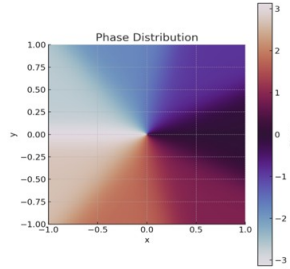


Fig. 2. Phase Distribution demonstrates the accuracy of the phase modulation technique and confirms the generation of a first-order OAM beam

3. Fidelity Metrics

$$F = 1 - \frac{\int \int |E_N(x, y) - E_{\text{ideal}}(x, y)|^2 dx dy}{\int \int |E_{\text{ideal}}(x, y)|^2 dx dy}$$

Equation 3. Fidelity F of a generated beam compared to the ideal beam

The fidelity metric serves as a quantitative measure of the impact of discretization.^[4]

To dive deeper into the robustness of the OAM beam generation process, I simulated real-world imperfections. Phase noise and amplitude variation were introduced to evaluate their impact on beam quality.

1. **Phase noise:** Gaussian noise was added to the relative phases of the beamlines to simulate phase fluctuations
2. **Amplitude noise:** Random amplitude variations were introduced to reflect inconsistencies in beamline intensity.

The noise level ranged from 0 (ideal) to 0.2 (high noise), and I computed intensity profiles for each scenario.

Python was used for all numerical simulations, leveraging libraries such as NumPy for computation and Matplotlib for visualization.

RESULTS AND INTERPRETATION

Overall, the computed near-field intensity distribution exhibits the expected profile, characteristic of a first-order OAM beam, validating the methodology used to combine the beamlines coherently.^[3] The fidelity metric was calculated as $F \approx 0.185$, indicating moderate similarity between the discretized OAM beam and an ideal continuous OAM beam. This aligns with the findings in the original paper, which highlights the impact of discretization on beam quality.^[5]

The results highlight the limitations of using a 7-beamline configuration. While it successfully generates an OAM beam, the fidelity metric indicates room for improvement. This finding underscores the original study's conclusion that increasing the number of beamlines (e.g., 19 or 37) reduces discretization artifacts and enhances beam fidelity. However, the results also demonstrate that even with a relatively low number of beamlines, the architecture can produce functional OAM beams, supporting the practicality of the proposed system for applications requiring structured light, such as optical communication and imaging.

The OAM beam quality under varying levels of phase and amplitude noise highlights the system's sensitivity to imperfections. Under ideal conditions (noise level 0), the intensity profile displays clearer defined edges with little degradation. As noise increases, the beam structure becomes more distorted, with the structure losing its coherence and symmetry. These findings underline the importance of minimizing noise in practical applications to preserve beam fidelity. Systems requiring high precision, such as optical communications or quantum technologies, would benefit from noise mitigation strategies like phase-locking feedback systems or improved hardware calibration.

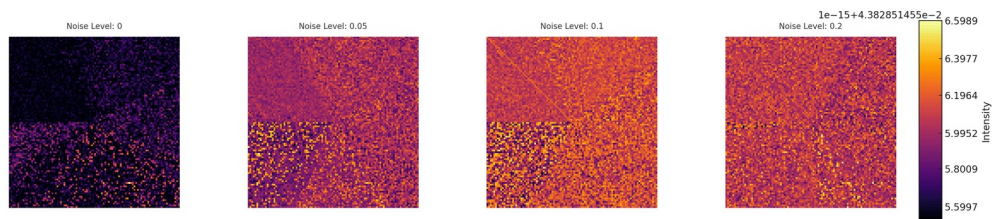


Fig. 3. Intensity profiles of OAM beams under varying levels of phase and amplitude noise. Each panel represents a different noise level, ranging from 0 (ideal conditions) to 0.2 (high noise). The progression demonstrates the degradation in beam quality, with the characteristic ring structure becoming increasingly distorted as noise levels rise. The color bar indicates relative intensity values.

CONCLUSIONS

This review confirms the following:

1. The feasibility of generating discretized OAM beams with a 7-beamline configuration.
2. The importance of increasing beamline numbers to achieve higher fidelity to the ideal OAM beam.
3. The sensitivity of OAM beams to phase and amplitude noise, emphasizing the need for noise mitigation strategies.

Future research can explore configurations with more beamlines to improve topological charge purity and beam quality, as well as extend these techniques to higher-order OAM beams.

REFERENCES

1. Lemons, R., Liu, W., Frisch, J.C., et al. "Integrated structured light architectures." *Scientific Reports*, 11:796 (2021). DOI: 10.1038/s41598-020-80502-y.
2. Padgett, M.J., & Bowman, R.W. "Tweezers with a twist: Optical angular momentum." *Nature Photonics*, 5(6):343–348 (2011). DOI: 10.1038/nphoton.2011.81.
3. Willner, A.E., Huang, H., Yan, Y., et al. "Optical communications using orbital angular momentum beams." *Advances in Optics and Photonics*, 7(1):66–106 (2015). DOI: 10.1364/AOP.7.000066.
4. Yao, A.M., & Padgett, M.J. "Orbital angular momentum: origins, behavior, and applications." *Advances in Optics and Photonics*, 3(2):161–204 (2011). DOI: 10.1364/AOP.3.000161.
5. Zhan, Q. "Cylindrical vector beams: from mathematical concepts to applications." *Advances in Optics and Photonics*, 1(1):1–57 (2009). DOI: 10.1364/AOP.1.000001.