

UC Berkeley

UC Berkeley Previously Published Works

Title

Deconstructive diversification of cyclic amines

Permalink

<https://escholarship.org/uc/item/4715j076>

Journal

Nature, 564(7735)

ISSN

0028-0836

Authors

Roque, Jose B
Kuroda, Yusuke
Göttemann, Lucas T
[et al.](#)

Publication Date

2018-12-01

DOI

10.1038/s41586-018-0700-3

Peer reviewed



Published in final edited form as:

Nature. 2018 December ; 564(7735): 244–248. doi:10.1038/s41586-018-0700-3.

2018-05-06760D Deconstructive diversification of cyclic amines

Jose B. Roque, Yusuke Kuroda[#], Lucas T. Göttemann[#], and Richmond Sarpong[†]
Department of Chemistry, University of California, Berkeley, CA 94720, United States

[#] These authors contributed equally to this work.

Abstract

Deconstructive functionalization involves C–C bond cleavage followed by bond construction on one or more of the constituent carbons. For example, ozonolysis¹ and olefin metathesis^{2, 3} have allowed each carbon in C–C double bonds to be viewed as a functional group. Despite the significant advances in deconstructive functionalizations involving scission of C–C double bonds, there are very few methods that achieve C(*sp*³)–C(*sp*³) single bond cleavage/functionalization, especially in relatively unstrained cyclic systems. Here, we report a deconstructive strategy to transform saturated nitrogen heterocycles such as piperidines and pyrrolidines, important moieties in bioactive molecules, into halogen-containing acyclic amine derivatives through sequential C(*sp*³)–N/C(*sp*³)–C(*sp*³) single bond cleavage followed by C(*sp*³)–halogen bond formation. The resulting acyclic haloamines serve as versatile intermediates that are transformed into a variety of structural motifs through substitution reactions. In this way, skeletal remodeling of cyclic amines, which constitutes a scaffold hop, can be achieved. The value of this deconstructive strategy has been demonstrated through the late-stage diversification of proline-containing peptides.

The development of technologies that enable the late-stage diversification of bioactive, heterocycle-containing molecules (Fig. 1a) should facilitate access to under-explored chemical space⁴. Over the past two decades, significant effort has been dedicated to the development of methods to functionalize C–H bonds at a late stage, which has enabled the fine-tuning of substituents on nitrogen heterocycles, enhancing their functional group diversity (Fig. 1b)^{5, 6}. In the medicinal chemistry community, there is growing demand for methods that modify not only the periphery (as in C–H functionalization) but also, the core framework of molecules (i.e., achieve skeletal diversity), a concept referred to as ‘scaffold

Users may view, print, copy, and download text and data-mine the content in such documents, for the purposes of academic research, subject always to the full Conditions of use:http://www.nature.com/authors/editorial_policies/license.html#terms

[†] Corresponding Author. rsarpong@berkeley.edu. **Correspondence and requests for materials** should be addressed to rsarpong@berkeley.edu (R. S.).

Author Contributions

J.B.R. and Y.K. conceived the research and designed the experiments. J.B.R., Y.K., and L.T.G. performed the experiments. R.S. directed the project. J.B.R., Y.K. and R.S. wrote the manuscript.

Author Information

Reprints and permissions information is available at www.nature.com/reprints.

Competing Interests: J.B.R., Y.K., L.T.G., and R. S. are listed as inventors on an initial patent application describing the Ag-mediated deconstructive halogenation of cyclic amines and subsequent transformations (052103–515P01US).

Data availability

All other data supporting the findings of this study are available within the Article and its Supplementary Information, or from the corresponding author upon reasonable request.

hopping^{7, 8}. However, few methods are known that achieve deconstructive functionalization, for example with unstrained cyclic amines^{9–12}. One recent example generated an aldehyde intermediate that can be further transformed to install C–O, C–C, and C–N bonds¹³.

In this context, ring-opening chlorination/bromination would generate versatile intermediate en route to diverse cyclic amines by coupling to a variety of nucleophiles (Fig. 1b). Furthermore, deconstructive halogenation of proline-containing peptides would furnish versatile intermediates for the late-stage diversification of these medicinally important entities¹⁴. Although ring-opening chlorination of cyclic amines is known, the existing methods to effect this transformation are limited to 3–5-membered, N-alkyl substituted, cyclic amines because of competing N-dealkylation¹⁵. Recently, our laboratory introduced a silver-mediated deconstructive strategy to transform cyclic amine derivatives into fluorine-containing acyclic amine derivatives using Selectfluor[®] via homolytic ring-opening of hemiaminal intermediates¹⁶. On the basis of mechanistic insights gained from our deconstructive fluorination protocol, we questioned whether it would be possible to access acyclic chloro/bromoamines from cyclic amines using our deconstructive strategy. Upon examination of existing reports on silver-catalyzed halogenation reactions, we recognized that simple replacement of Selectfluor[®] with N-halo-reagents such as N-chlorosuccinimide (NCS) or N-bromosuccinimide (NBS) would be unproductive presumably due to their lower oxidation potential¹⁷. Therefore, a distinct approach would be required to oxidize Ag(I) to Ag(II) in order to achieve deconstructive bromination/chlorination.

A detailed mechanistic proposal for our envisioned, highly orchestrated, reaction sequence is depicted in Fig. 1c. We theorized that consistent with existing precedent¹⁸, in the presence of persulfate anion, Ag(I) will be oxidized to Ag(II) with concomitant disproportionation of the persulfate anion into sulfate dianion and sulfate radical anion. N-acylated cyclic amines **1** would then undergo a hydrogen-atom transfer (HAT) with the resulting sulfate radical anion to give an α -amino radical¹⁹. Subsequent oxidation by Ag(II) via single electron transfer (SET) would lead to iminium ion **A**. An alternative pathway wherein a Ag(II) species [$E^\circ(\text{Ag}^{2+}/\text{Ag}^+) = +1.98 \text{ V vs SCE}$]²⁰ oxidizes N-acylated cyclic amines (e.g., **1a**: [$E_{pa} = +2.02 \text{ V vs saturated calomel electrode (SCE)}$]) (see Supplementary Fig. S1) to the radical cation via SET followed by HAT using the sulfate radical anion to generate the same iminium ion, **A**, is also possible. The resulting iminium ion **A** would then be trapped by H₂O to give hemi-aminal **B**. The heterolytic cleavage of the C–N bond would then occur through an equilibrium between hemi-aminal **B** and aldehyde **C**, the latter being subsequently oxidized to carboxylic acid **D**²¹, setting the stage for a silver-catalyzed decarboxylative halogenation^{17, 22}. This strategy would represent a general method for deconstructive diversification as the electrophile is independent of the initial redox cycle.

We commenced our investigations of the proposed deconstructive halogenation by evaluating a broad range of silver salts, halogenating reagents, and solvent combinations. After extensive screening, we identified the optimized conditions shown in Fig. 1c that employs cheap and commercially available AgNO₃, (NH₄)₂S₂O₈, and NCS in a 1:9 (v/v) mixture of acetone/H₂O at room temperature. Upon subjecting N-pivaloyl piperidine (**1a**) to the optimized conditions, we obtained 81% yield of the desired acyclic chlorinated product

2a. Likewise, a bromine-atom could be readily incorporated to afford **4a** in 54% yield by switching the electrophilic halogenating reagent to NBS. It is worth noting that this method can be performed without the strict exclusion of air. Control experiments established the importance of both silver and persulfate, as no formation of the desired chlorinated product was observed in the absence of the silver salt or persulfate additive. The optimized conditions employ 4 equivalents of AgNO₃, whereas lower amounts led to diminished yields presumably due to substrate/product inhibition by binding to the silver salt (see Supplementary Table 1 for details).

With the optimized conditions in hand, we proceeded to investigate the scope of the deconstructive halogenation process (Fig. 2). An N-substituted piperidine derivative bearing a *tert*-butoxycarbonyl group (Boc, **1b**), gave the desired chlorinated products in a combined 52% yield of **2b**, along with formimide product **3b**, which results from homolytic C–C bond cleavage of hemi-aminal **B**¹⁶. Unlike the bulky pivaloyl group which favors linear aldehyde **C** over hemiaminal **B** in the equilibration of the two species, the less sterically congested Boc group presumably favors **B** (see Fig. 1c). Bromination using NBS led to a mixture of mono and dibrominated products **5b** and **6b** in 65% combined yield. Upon switching the group on nitrogen to benzoyl (Bz, **1c**), secondary amide products **2c** and **4c** were obtained as the major products along with formimide products **3c** and **5c**. In all cases, the secondary amide product and corresponding formimide are easily separated. Saturated heterocycles with various ring sizes (**1d–1f**) underwent deconstructive halogenation in moderate to good yields (55%–77% combined yield), whereas the deconstructive bromination of **1d** led to 5,6-dihydro-4H-1,3-oxazine through autocyclization of desired alkyl bromide **4d** (see the Supplementary Information for details)²³. Substituents at the 2- and 4-position on piperidines are also well tolerated (**1g–1i**, 53%–80%). Polycyclic compounds such as **1j** are also readily functionalized, paving the way for late-stage derivatization in more complex polycyclic frameworks. Halogenated amino acid derivatives (**2k**, **2l** and **4k**) are accessed in 3 steps from L-proline and L-pipecolic acid, which may serve as versatile intermediates to other unnatural amino acids.

Next, the skeletal remodeling of piperidine scaffolds bearing other reactive groups was examined (Fig. 3a). Oxidative ring-opening of **7** and engaging the pendant 2-nitrobenzenesulfonamide (NsNH) nucleophile with the incipient aldehyde group in **8** ultimately yielded corresponding lactam **9**. The choice of halogenating reagent led to divergence in the products that were formed. For example, when carboxylic acid **10** was subjected to the deconstructive chlorination conditions, dichloro compound **11** was obtained through decarboxylative¹⁷ and deconstructive chlorination, and was directly transformed to azetidine **12** via double nucleophilic displacement with NsNH₂. Alternatively, when NBS was used as the halogenating agent, *in situ* generated alkyl bromide **13** was engaged by the carboxylic acid group to form the corresponding lactone **14** in 44% yield.

Given the aforementioned importance of scaffold hopping in cyclic systems^{7, 8}, we have also pursued the ring contraction of piperidines (Fig. 3b). Few reports exist that detail the ring contraction of piperidines to pyrrolidines^{24–26}. Deconstructive bromination of N-benzoyl piperidine (**1c**) with dibromohydantoin followed by cyclization of the resulting bromoamine

with NaO^tBu furnished N-benzoyl pyrrolidine (**15**) in 89% (94% average yield per step) in just two steps with only one chromatographic purification step. Notably, this process can also be conducted in one-pot, albeit in lower yield (unoptimized) due to the competing displacement of the newly installed halogen group by the imide byproduct from the halogenating reagent. This ring contraction process also proceeds for a series of simple cyclic amines such as 2- and 4-methyl substituted piperidines and azepane (**16**, **18** and **20**, 35%–60% yield over 2 steps). These results demonstrate a powerfully direct approach to achieving deep-seated structural modifications.

The virtue of this methodology is evident in the deconstructive functionalization/diversification of peptides²⁷. As shown in Fig. 4a, L-proline-containing tripeptide **21** underwent ring-opening chlorination in 41% yield along with 15% recovered starting material (RSM). Importantly, chlorinated peptide **22** is easily transformed into a variety of products. For example, treatment of **22** with sodium methylthiolate afforded **23** in 91% yield, constituting the conversion of a proline residue into the corresponding methionine residue in only two steps. Alternatively, C–N bond formation can be achieved by treatment of **22** with sodium azide and in this way convert a proline residue or polypeptides bearing a cyclic amine (e.g., L-pipecolic acid) into a site for azide-based biorthogonal click chemistry²⁸. In a demonstration of this tactic, **22** was azidated and then subjected to copper-catalyzed azide-alkyne cycloaddition to afford triazole **24** in 72% yield over the two steps. In addition, C–O bond formation is also easily achieved by displacement of the halogen group with benzoic acid. Treatment of **22** with NaCN in DMF led to nitrile **26** as the major product along with 5,6-dihydro-4H-1,3-oxazine **27** in 36% yield, demonstrating the feasibility of C–C bond formation. Cyclized product **27** is obtained as the sole product when **22** is treated with DBU.

Additionally, we evaluated the functional group tolerance of the deconstructive chlorination process. As shown in Fig. 4b, a variety of dipeptides bearing potentially oxidizable amino acid residues participate in this deconstructive protocol (**29a–29f**, 19%–44%). It is worth noting that the proline residue can be preferentially oxidized over the benzylic position (**29a** and **29b**) and C–H bonds of the activated aliphatic side-chains bearing oxygen heteroatoms (**29e** and **29f**). A dipeptide bearing a methionine residue **29g** underwent deconstructive chlorination with oxidation of the thioether to the corresponding sulfone. Therefore, like many other oxidative processes^{29, 30}, deconstructive halogenation leads to competing reaction with the sulfur group of methionine. Additionally, deconstructive chlorination of the challenging tripeptide substrate **30** proceeded to furnish 16% yield of the ring-opened product **31** along with 62% of recovered starting material (Fig. 4c). Given the mechanistic change in the current methodology to incorporate a heterolytic C–N cleavage (**B**→**C**, Fig. 1c), over-oxidation of the hemiaminal intermediate **B** is generally avoided as evidenced by the ring opening fluorination of **21** to give fluorinated tripeptide **32** using the newly developed strategy (Fig. 4d). Despite the lower yields obtained in the presence of these reactive residues, the deconstructive protocol provides an expedient approach to a novel range of peptides without the need for their *de novo* synthesis.

Saturated heterocycles remain a prevalent structural motif that is found in a large percentage of bioactive organic molecules such as pharmaceuticals. We anticipate that deconstructive functionalization strategies will provide access to wide-ranging structural diversity at a late stage in the preparation of bioactive molecules.

Supplementary Material

Refer to Web version on PubMed Central for supplementary material.

Acknowledgments

This work was supported by the National Institutes of Health (NIGMS RO1 086374). J.B.R. thanks the NIH for a graduate diversity supplement fellowship ((NIGMS RO1 086374). Y.K. thanks the Japan Society for the Promotion of Science (JSPS) for an Overseas Research Fellowship. L.T.G. thanks LMU PROSA and DAAD for financial support. We thank Jeffrey Derrick for assistance with electrochemical measurements.

References

1. Bailey PS The reactions of ozone with organic compounds. *Chem. Rev.* 58, 925–1010 (1958).
2. Hoveyda AM & Zhugralin AR The remarkable metal-catalysed olefin metathesis reaction. *Nature* 450, 243–251 (2007). [PubMed: 17994091]
3. Vougioukalakis GC & Grubbs RH Ruthenium-based heterocyclic carbene-coordinated olefin metathesis catalysts. *Chem. Rev.* 110, 1746–1787 (2010). [PubMed: 20000700]
4. Galloway WRJD, Isidro-Llobet A & Spring DR Diversity-oriented synthesis as a tool for the discovery of novel biologically active small molecules. *Nat. Commun.* 1, 80 (2010). [PubMed: 20865796]
5. Chen W, Ma L, Paul A & Seidel D Direct α -C–H bond functionalization of unprotected cyclic amines. *Nat. Chem.* 10, 165–169 (2018). [PubMed: 29359746]
6. Cernak T, Dykstra KD, Tyagarajan S, Vachal P & Krska SW The medicinal chemist's toolbox for late stage functionalization of drug-like molecules. *Chem. Soc. Rev.* 45, 546–576 (2016). [PubMed: 26507237]
7. Sun H, Tawa G & Wallqvist A Classification of scaffold-hopping approaches. *Drug Discov. Today* 17, 310–324 (2012). [PubMed: 22056715]
8. Hu Y, Stumpfe D & Bajorath J Recent advances in scaffold hopping. *J. Med. Chem.* 60, 1238–1246 (2017). [PubMed: 28001064]
9. Shawcross AP & Stanforth SP Reaction of *N*-nitroaryl-1,2,3,4-tetrahydroisoquinoline derivatives with oxygen. *J. Heterocyclic Chem.* 27, 367–369 (1990).
10. Han G, McIntosh MC & Weinreb SM A convenient synthetic method for amide oxidation. *Tetrahedron Lett.* 35, 5813–5816 (1994).
11. Ito R, Umezawa N & Higuchi T Unique oxidation reaction of amides with pyridine-*N*-oxide catalyzed by ruthenium porphyrin: Direct oxidative conversion of *N*-acyl-L-proline to *N*-acyl-L-glutamate. *J. Am. Chem. Soc.* 127, 834–835 (2005). [PubMed: 15656611]
12. Kaname M, Yoshifuji S & Sashida H Ruthenium tetroxide oxidation of cyclic *N*-acylamines by a single layer method: formation of ω -amino acids. *Tetrahedron Lett.* 49, 2786–2788 (2008).
13. Osberger TJ, Rogness DC, Kohrt JT, Stepan AF & White MC Oxidative diversification of amino acids and peptides by small-molecule iron catalysis. *Nature* 537, 214–219 (2016). [PubMed: 27479323]
14. Henninot A, Collins JC & Nuss JM The current state of peptide drug discovery: Back to the future? *J. Med. Chem.* 61, 1382–1414 (2018). [PubMed: 28737935]
15. Yu C et al. Selective ring-opening of *N*-alkyl pyrrolidines with chloroformates to 4-chlorobutyl carbamates. *J. Org. Chem.* 82, 6615–6620 (2017). [PubMed: 28593764]
16. Roque JB, Kuroda Y, Göttemann LT & Sarpong R Deconstructive fluorination of cyclic amines by carbon-carbon cleavage. *Science* 361, 171–174 (2018). [PubMed: 30002251]

17. Wang Z et al. Silver-catalyzed decarboxylative chlorination of aliphatic carboxylic acids. *J. Am. Chem. Soc.* 134, 4258–4263 (2012). [PubMed: 22316183]
18. Anderson JM & Kochi JK Silver(I)-catalyzed oxidative decarboxylation of acids by peroxydisulfate. Role of silver(II). *J. Am. Chem. Soc.* 92, 1651–1659 (1970).
19. Dai C, Meschini F, Narayanam JMR & Stephenson CRJ Friedel–Crafts amidoalkylation via thermolysis and oxidative photocatalysis. *J. Org. Chem.* 77, 4425–4431 (2012). [PubMed: 22458307]
20. Po HN Heterocyclic and macrocyclic amine complexes of silver(II) and silver(III). *Coord. Chem. Rev.* 20, 171–195 (1976).
21. Gallopo AR & Edwards JO Kinetics and mechanisms of the spontaneous and metal-modified oxidations of ethanol by peroxydisulfate ion. *J. Org. Chem.* 36, 4089–4096 (1971).
22. Tan X et al. Silver-catalyzed decarboxylative bromination of aliphatic carboxylic acids. *Org. Lett.* 19, 1634–1637 (2017). [PubMed: 28286955]
23. Reddy DN & Prabhakaran EN Synthesis and isolation of 5,6-dihydro-4H-1,3-oxazine hydrobromides by autocyclization of N-(3-bromopropyl)amides. *J. Org. Chem.* 76, 680–683 (2011). [PubMed: 21171661]
24. Bandarage UK & Davies RJ A new synthesis of spiropyrrolidine–tetralones via an unexpected formal ring-contraction of 4-disubstituted piperidine to 3-disubstituted pyrrolidine. *Tetrahedron Lett.* 51, 6415–6417 (2010).
25. Aldmairi AH, Griffiths-Jones C, Dupauw A, Henderson L & Knight DW Piperidines from acid-catalysed cyclisations: Pitfalls, solutions and a new ring contraction to pyrrolidines. *Tetrahedron Lett.* 58, 3690–3694 (2017).
26. Sengupta S & Mehta G Late stage modification of peptides *via* C–H activation reactions. *Tetrahedron Lett.* 58, 1357–1372 (2017).
27. Wang F, He Y, Tian M, Zhang X & Fan Z Synthesis of α -formylated N-heterocycles and their 1,1-diacetates from inactivated cyclic amines involving an oxidative ring contraction. *Org. Lett.* 20, 864–867 (2018). [PubMed: 29345128]
28. Kolb HC Finn MG & Sharpless KB. Click chemistry: Diverse chemical function from a few good reactions. *Angew. Chem. Int. Ed.* 40, 2004–2021 (2001).
29. Shechter Y, Burstein Y & Patchornik A Selective oxidation of methionine residues in proteins. *Biochemistry* 14, 4497–4503 (1975). [PubMed: 1174512]
30. Lin S et al. Redox-based reagents for chemoselective methionine bioconjugation. *Science* 355, 597–602 (2018).

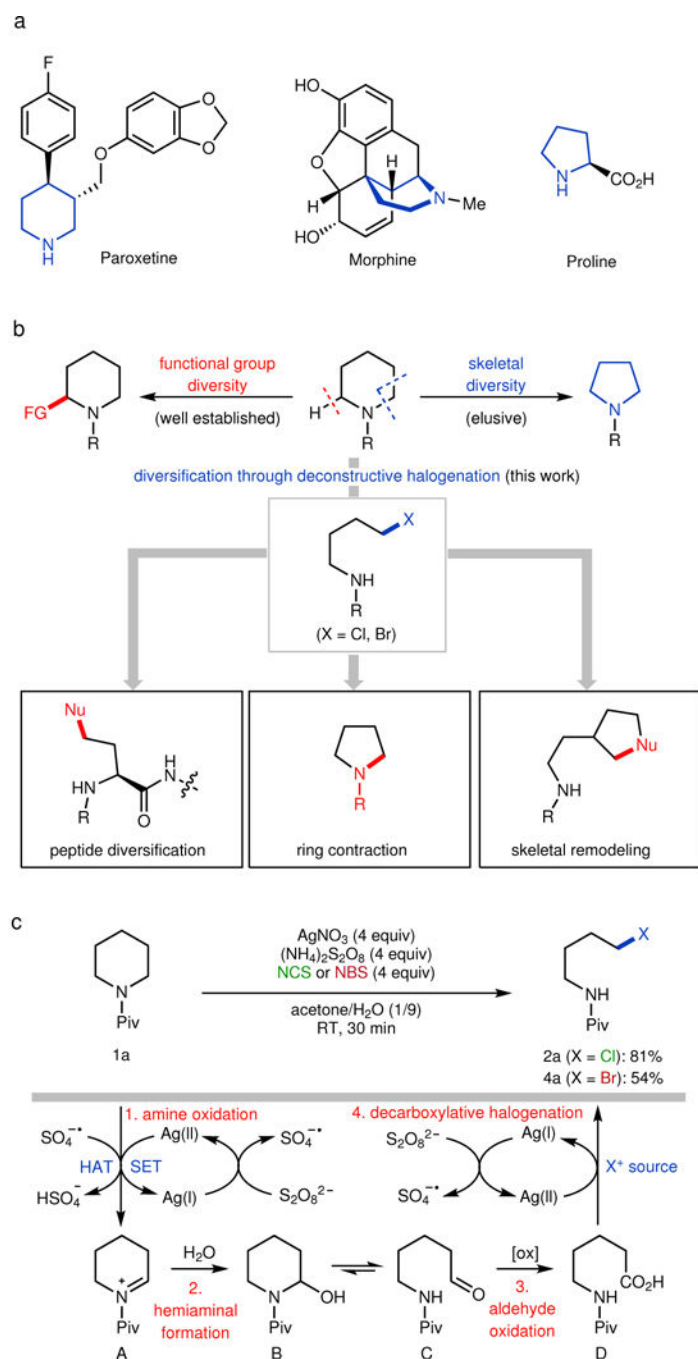


Figure 1. Development of a deconstructive halogenation of cyclic amines.

a, Representative bioactive molecules containing saturated nitrogen heterocycles. **b**, Deconstructive halogenation enables diversification of saturated nitrogen heterocycles. **c**, Proposed mechanism for silver-mediated deconstructive halogenation. FG, functional group; Nu, nucleophile; Piv, pivaloyl; NCS, N-chlorosuccinimide; NBS, N-bromosuccinimide; HAT, hydrogen-atom transfer; SET, single electron transfer.

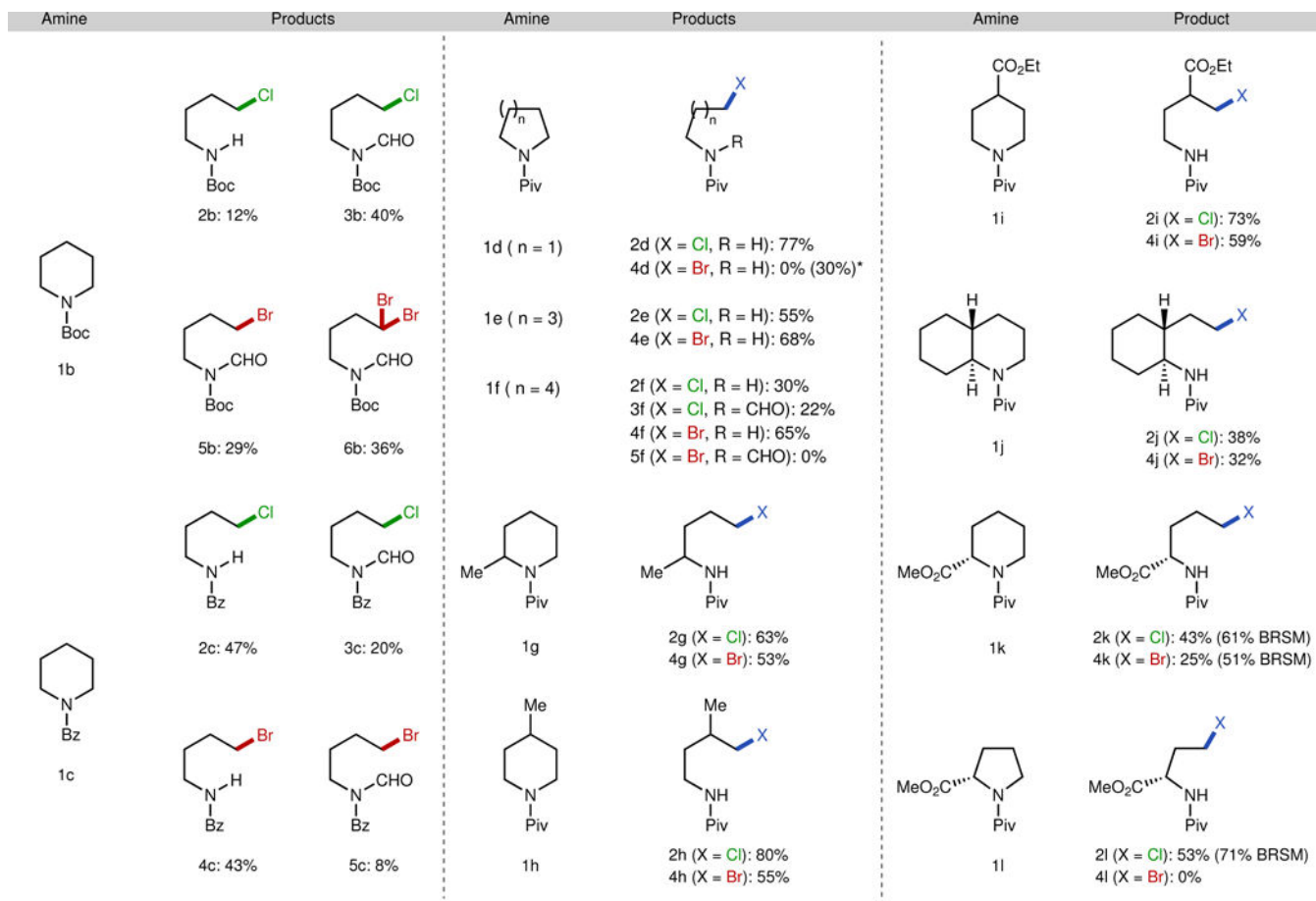


Figure 2. Deconstructive halogenation: cyclic amine scope.

Only isolated yields are shown. Reaction conditions: **1** (0.1 mmol), NXS (4 equiv), $(\text{NH}_4)_2\text{S}_2\text{O}_8$ (4 equiv), acetone: H_2O (1:9), room temperature, 0.5 h. Boc, *tert*-butoxycarbonyl; Bz, benzoyl; BRSM, based on recovered starting material. *5,6-dihydro-4H-1,3-oxazine was obtained (See the Supplementary Information for details).

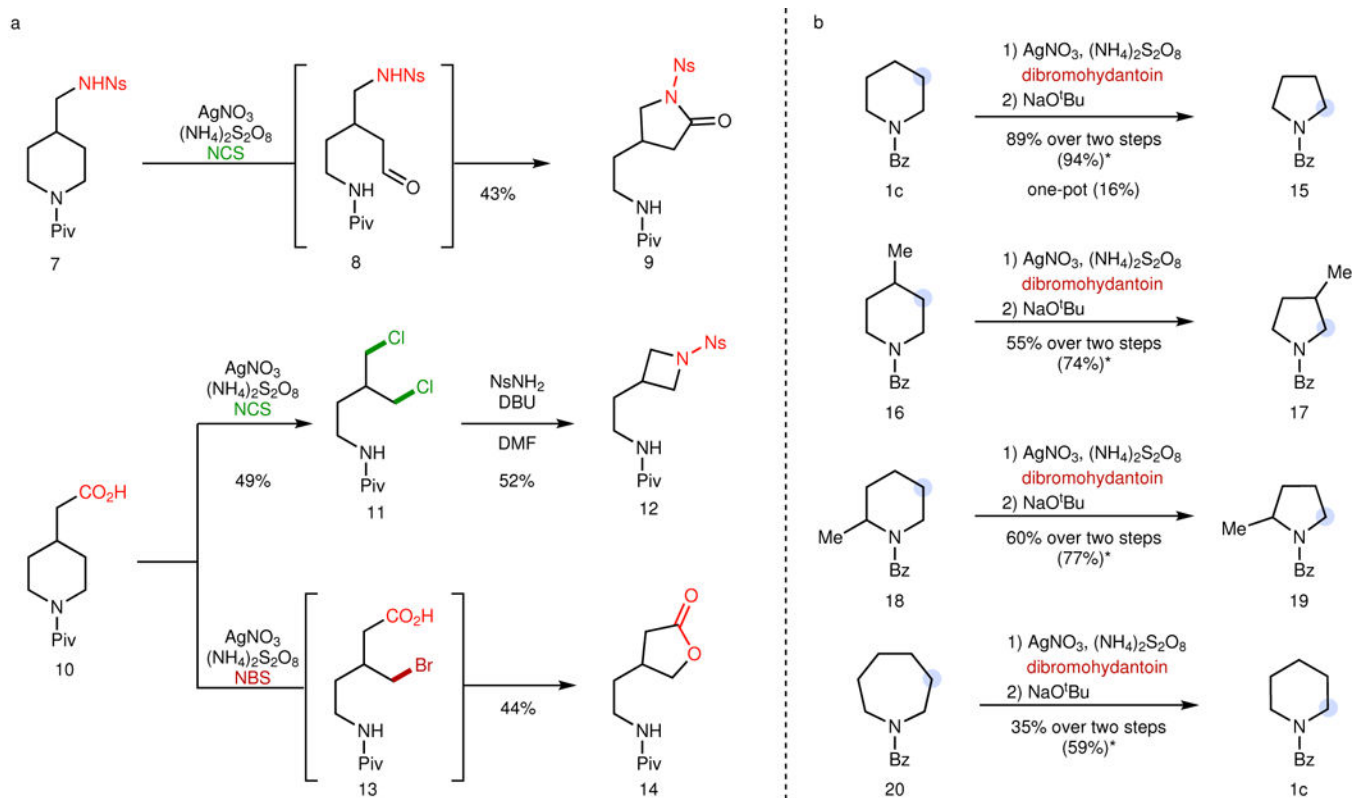


Figure 3. Applications of deconstructive halogenation.

a, Skeletal remodeling of cyclic amines. **b**, Dehomologation of cyclic amines. *Yields in bracket represent the average yield per step. Ns, 2-nitrobenzenesulfonamide; DBU, 1,8-diazabicyclo(5.4.0)undec-7-ene; DMF, N,N-dimethylformamide.

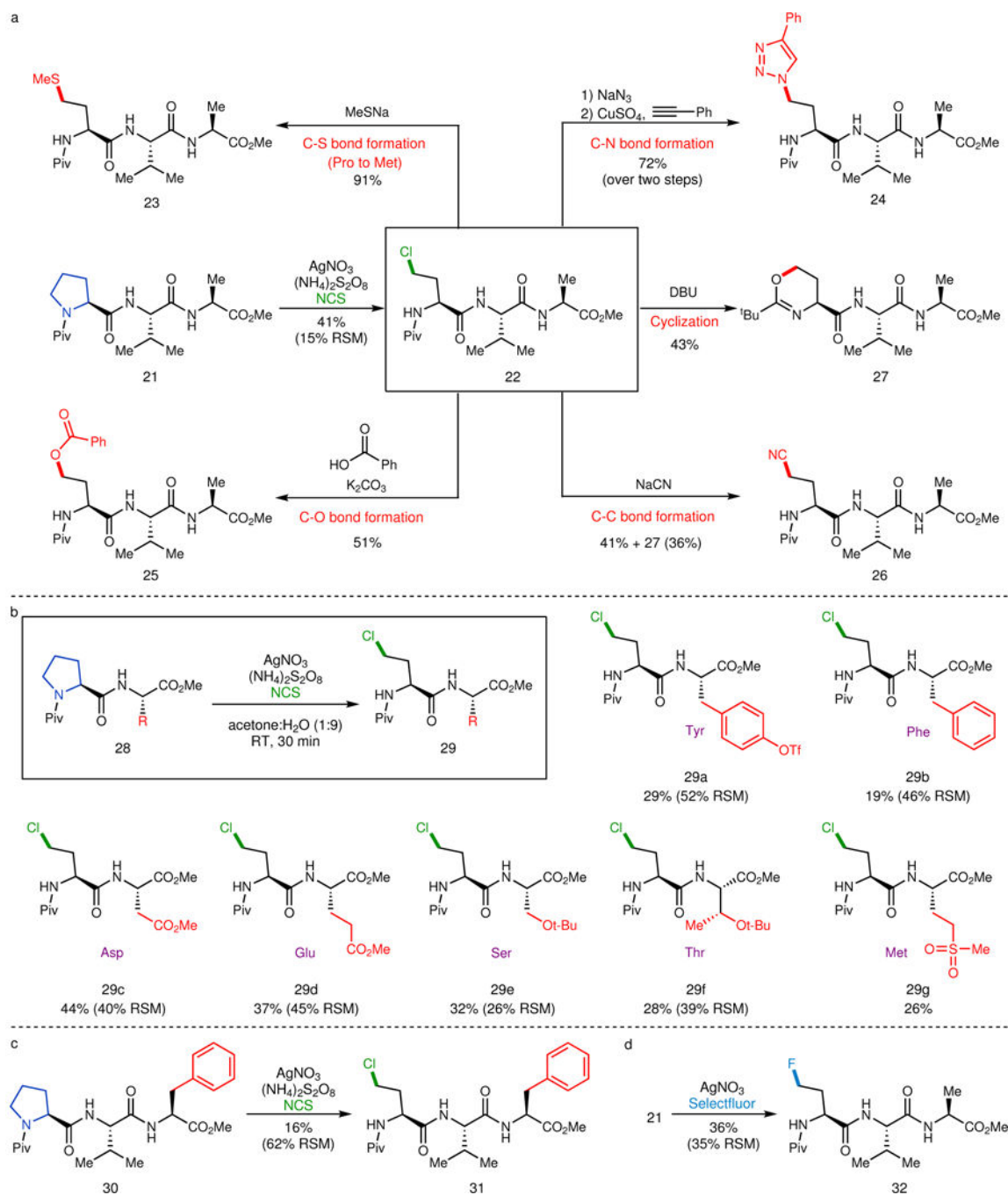


Figure 4. Deconstructive chlorination of L-proline-containing peptides.

a, Deconstructive diversification of tripeptide **21**. **b**, The tolerance for oxidizable amino acid residues. **c**, Deconstructive chlorination of L-phenylalanine-containing tripeptide **30**. **d**, Deconstructive fluorination of tripeptide **21**. RSM, recovered starting material; Tf, trifluoromethanesulfonyl.