

UC Agriculture & Natural Resources

California Agriculture

Title

Insecticides sought to control adult glassy-winged sharpshooter

Permalink

<https://escholarship.org/uc/item/46c585b8>

Journal

California Agriculture, 55(4)

ISSN

0008-0845

Authors

Akey, David H.
Henneberry, Thomas J.
Toscano, Nick

Publication Date

2001-07-01

Peer reviewed

These observations lay the groundwork for future studies on antimicrobial roles of brochosomes and the effect of brochosomes on predator and parasitoid behavior. Furthermore, it may be advantageous to collect females with white spots to establish and augment GWSS colonies and bioassays because these females are mated and will lay eggs within a few hours to a couple of days.

R. L. Hix is Extension Specialist and Entomologist, Department of Entomology, UC Riverside. Video files compatible with the latest version of the Windows Media player are available from the author for anointing, ball-rolling, and powdering of the egg mass with brochosomes.

References

Day MF, Briggs M. 1958. The origin and structure of brochosomes. *J of Ultrastructure Res* 2:239-44.

Mayse MA. 1981. Observations on the occurrence of chalky deposits on forewings of *Oncometopia orbona* (F.) (Homoptera: Cicadellidae). *Proc of Ark Ac of Science* 35:84-6.

Nielson MW, May CJ, Tingey WM. 1975. Developmental biology of *Oncometopia alpha*. *Annals of Entomol Soc of Am* 68:401-3.

Rakitov RA. 1996. Post-moulting behaviour associated with Malpighian tubule secretions in leafhoppers and treehoppers (Auchenorrhyncha: Membracoidea). *Eur J of Entom* 93:167-84.

Rakitov RA. 2000. Secretion of brochosomes during the ontogenesis of a leafhopper, *Oncometopia orbona* (F.) (Insecta, Homoptera, Cicadellidae). *Tissue and Cell* 32:28-39.


Riley CV, Howard LO. 1893. The glassy-winged sharpshooter. *Insect Life* 5:150-4.

Smith DS, Littau VG. 1960. Cellular specialization in the excretory epithelia of an insect, *Macrosteles fascifrons* Stal (Homoptera: Cicadellidae). *J of Cell Biol* 8:103-13.

Sorensen SJ, Gill RJ. 1996. A range extension of *Homalodisca coagulata* (Say) (Hemiptera: Clypeorrhyncha: Cicadellidae) to southern California. *Pan-Pac Entomol* 72:160-1.

Swain RB. 1936. Notes on the oviposition and life history of the leafhopper *Oncometopta undata* Fabr. (Homoptera: Cicadellidae). *Entomological News* 47:264-6.

Tulloch GS, Shapiro JE. 1953. Brochosomes. *Bulletin of the Brooklyn Entomological Society* 48:57-63.



Above, An adult glassy-winged sharpshooter feeds on a grape cane. Right, The center leaves of grapes display classic Pierce's disease symptoms and hard "raisined" grapes beneath.




Insecticides sought to control adult glassy-winged sharpshooter


David H. Akey □ Thomas J. Henneberry □ Nick C. Toscano

The bacterium that causes Pierce's disease (*Xylella fastidiosa*) is transmitted to grapevines by the glassy-winged sharpshooter (GWSS). Insecticides were evaluated for efficacy and residual activity against adult GWSS on grapevines. Ten insecticides were tested in the cyclo-chlorinated, carbamate, organic phosphate, pyrethroid and neonicotinoid chemical classes.

Results from field trials indicate that the pyrethroids and neonicotinoids are promising control agents. Information on efficacious and environmentally compatible chemical control will be helpful in developing integrated pest management to protect California vineyards from Pierce's disease, as well as insecticide resistance management within crop-management production systems.



Above, Field worker Joe Caten observes a test plot in the Temecula Valley, where insecticides were tested for their ability to control glassy-winged sharpshooter. Left, Glassy-winged sharpshooters are attracted to the bright yellow color of this sticky card.



The glassy-winged sharpshooter (GWSS) is a primary vector of the bacterium (*Xylella fastidiosa*) that causes Pierce's disease in grapevines. Since GWSS populations were discovered in Southern California, Pierce's disease has increased greatly and resulted in serious fruit and vine losses. GWSS, *Homalodisca coagulata*, were likely introduced in California before 1990 on nursery stock from southeastern United States (Blua et al. 1999). They were first reported in Orange and Ventura counties in 1990 by Sorenson and Gill (1996). With the continuing

likely to become more prevalent.

Our studies were prompted by the need for immediate action to safeguard Southern California vineyards and provide stopgap protection methods for crops and ornamentals across the state from Pierce's disease. An ecologically acceptable but efficacious chemical control program could be an essential component of integrated pest management (IPM) strategies to reduce GWSS populations. This would require knowledge of insecticidal chemistries effective against GWSS. Also, prudent use of insecticides re-

quires that IPM, insecticide resistance management (IRM) and integrated crop management (ICM) programs be devised and implemented.

This research identifies groups of insecticides for use against GWSS and provides information for selectively choosing conventional insecticides as components of management programs.

quires that IPM, insecticide resistance management (IRM) and integrated crop management (ICM) programs be devised and implemented.

This research identifies groups of insecticides for use against GWSS and provides information for selectively choosing conventional insecticides as components of management programs.

Four insecticide trials

We conducted four experiments from July to early December 2000, in 2.9 acres of '2131 Chardonnay' grapevines in Temecula, Calif. (Riverside County). We constructed two randomized, complete block designs with rows spaced on 10-foot centers and 6-foot vine spacing. In the first design, the center area of the 2.9 acres was used. Eighteen plots were divided into three replicates of six (plots) treatments. Each plot was 0.11 acres in size (experiments 1, 2 and 4). In the second design, the vineyard area on each side of the center area



Above, Trials were conducted on plots of '2131 Chardonnay'. Left, Cages containing 25 glassy-winged sharpshooters were enclosed with netting around grapevines.

was divided in two halves. Each block half was divided into 12 plots, and the resulting 24 plots were arranged in three replicates with equal numbers of plots in each replicate of eight treatments (experiment 3).

GWSS adults were collected from UC Riverside citrus orchards and transported to the Temecula vineyard. Cages were made by enclosing one vine in a

TABLE 2. Percent mortality of glassy-winged sharpshooter (GWSS) following exposures of 1, 2 or 6 days to insecticide residues after applications to grapevine plots, Temecula; Experiment 1, application 1, July 5, 2000*

Treatment	Post-application exposure (days)†		
	1	2	6
Endosulfan	81 c‡	85 bc	95 b
Fenpropathrin	100 c	100 c	100 b
Phosmet	78 c	87 bc	100 b
Dimethoate	54 b	77 b	85 b
Thiamethoxam	97 c	100 c	97 b
Control	0 a	0 a	0 a

*Mortality expressed as % efficacy (percentage reduction from control).

†Twenty-five GWSS placed in cages before insecticide application with exposure given in post-application days. Data based on mean of three replicates of each treatment. A replicate equals one caged grapevine with 25 GWSS.

‡Percents in columns with different letters are significantly different by ANOVA and LSD at $P \leq 0.05$; analysis is based on mean-transformed data, $\sqrt{(x + \frac{1}{2})}$.

plot with netting. GWSS were placed in cages 24 hours before insecticide applications or exposure periods. In pretrial tests, GWSS survival in cages sprayed with water was compared to survival in unsprayed cages. We also determined spray quantities that penetrated and reached the vines in the caged versus the uncaged vines. Plant Sciences, Inc. personnel made the pretrial and insecticide applications with a windmill air-blast sprayer (table 1).

For experiment 1, the first of two applications were made the first week of July, and the second a week later. Treatments were (1) endosulfan (Thiodan); (2) fenpropathrin (Danitol); (3) phosmet (Imidan), applied for the first application followed by methomyl (Lannate) for the second; (4) dimethoate; (5) thiamethoxam (Actara); and (6) an unsprayed control. Except for treatment 3, the same chemicals were used in both applications.

GWSS were counted 6 hours after the first applications and then on 1, 2 and 6 days post-application. Then GWSS were removed from the cages and new populations were introduced. The second applications were applied 7 days after the first. GWSS were counted on days 1, 2 and 3 after the second applications. Then on post-application day 7, all GWSS

TABLE 1. Names, chemistry class, formulation and rate per acre of insecticides evaluated for adult glassy-wing sharpshooter control, Temecula

Trade name	Name		Chemistry per acre		
	Generic	Class	Formulation*	Product	lb AI†
Thiodan	Endosulfan	Cyclo-CI	3 EC	0.3 gal	1.100
Lannate	Methomyl	Carbamate	90 SP	1.0 lb	0.900
Dimethoate	Dimethoate	Organic phosphate	400	16.0 fl oz	0.500
Imidan	Phosmet		70 W	1.8 lb	1.320
Capture	Bifenthrin	Pyrethroid	2 EC	6.4 fl oz	0.100
Danitol	Fenpropathrin		2.4 EC	7.8 fl oz	0.146
Baythroid	Cyfluthrin		20 WP	4.0 fl oz	0.050
Actara	Thiamethoxam	Neonicotinoid	25 WG	3.7 oz	0.058
Assail	Acetamiprid		70 WP	1.2 oz	0.050
Calypso	Thiacloprid		480 SC	3.0 fl oz	0.093
Provado	Imidacloprid		75 WP	1.0 oz	0.046

*EC = emulsifiable concentrate; SP = soluble powder; W or WP = wettable powder; SC = soluble concentrate.

†AI = active ingredient.

were removed from the cages and a new population was again put in each cage. GWSS were counted after 24- and 48-hour exposures. This routine was continued at about weekly intervals for 29 days after the second application.

Treatments for experiment 2, starting in August, were the same as for experiment 1 except that a single-application treatment of bifenthrin (Capture) replaced the phosmet followed by methomyl treatment. GWSS in the cages were counted, removed and replaced weekly for 15 days as previously described for activities following the second applications of experiment 1.

Experiments 3 and 4 were conducted similarly. Post-treatment counts and GWSS reintroductions into cages were continued for 28 days. Experiment 3 treatments, starting in September, were bifenthrin and an untreated control. For experiment 4, starting in November, treatments were the neonicotinoids — thiamethoxam, acetamiprid (Assail), thiacloprid (Calypso) and imidacloprid (Provado); a pyrethroid, cyfluthrin (Baythroid); and an untreated control.

Effectiveness compared

Pretrial test results. At 24 hours after water spray, there was no significant difference in the numbers of GWSS alive in sprayed versus unsprayed cages. Spray pattern analysis showed that coverage in caged vines was 92% of the coverage in uncovered vines. Spray penetration tests were repeated twice with similar results during the season as canopy density increased. Spray pattern data analyses showed good coverage.

Experiment 1. Fenpropathrin and thiamethoxam were the fastest-acting chemicals with 97% to 100% mortality of GWSS occurring within 24 hours of application (table 2). In fenpropathrin-treated plots, mortality was 100% in 6 hours. Dimethoate efficacy at 24 hours after the first application was inferior to other insecticides tested. GWSS mortality increased with time of exposure to endosulfan, phosmet and dimethoate residuals. Following the

second application, 100% mortality of GWSS occurred for fenpropathrin after 24- or 48-hour exposures to 1- and 8-day residues. This compared to thiamethoxam, which caused the same mortality after exposure to 1-day residues, but 88% and 99% mortalities after 24- and 48-hour exposure to 8-day residues (table 3). Endosulfan, phosmet followed by methomyl, and dimethoate were ineffective except after high mortalities for 24- and 48-hour exposures to 1-day-old residues.

Experiment 2. Fenpropathrin, bifenthrin and thiamethoxam were the most effective insecticides with 94% to 100% mortalities on day 8 after appli-

cation (table 4). One and 2 days after application, GWSS mortalities on 1-to-2-day-old endosulfan residues were 94% and 100% compared to lower mortalities on residues on days 8 and 9, and days 14 and 15 after application. Dimethoate was the least effective treatment, with 73% mortality after a 24-hour exposure on day 8 following application.

Experiments 3 and 4. Bifenthrin efficacy for 48-hour exposures to 23-day-old residues was 100%, and 96% for 24-hour exposures to 28-day-old residues (table 5). Mortality after 24-hour exposures on day 6 after application was only 15% and remains un-

TABLE 3. Percent mortality of glassy-winged sharpshooter (GWSS) to residues of insecticides on days following second applications to grapevine plots, Temecula; Experiment 1, application 2, July 12, 2000*

Treatments	Post-application day†									
	1		8		15		22		28	
	24 hr‡	48 hr	24 hr	48 hr	24 hr	48 hr	24 hr	48 hr	24 hr	48 hr
Endosulfan	93 b§	96 b	41 b	27 ab	8 a	28 a	—¶	—	—	—
Fenpropathrin	100 b	100 b	100 c	100 c	69 b	70 b	16 a	24 a	6 a	5 a
Phosmet (1st) + methomyl (2nd)	100 b	100 b	27 ab	39 b	16 a	20 a	0 a	0 a	—	—
Dimethoate	93 b	96 b	24 ab	27 ab	0 a	0 a	—	—	—	—
Thiamethoxam	100 b	100 b	88 c	99 c	0 a	14 a	10 a	35 a	0 a	0 a
Control	0 a	0 a	0 a	0 a	0 a	0 a	0 a	0 a	0 a	0 a

*Mortality expressed as % efficacy (percentage reduction from control).

†Twenty-five GWSS placed in cages 24 hr before post-application day 1, 8, 15, 22 and 28 after two applications 7 days apart, for 24 or 48 hr exposures. Data based on means of three replicates of each treatment. A replicate equals one caged grapevine with 25 GWSS.

‡Exposure in hours of GWSS to insecticide residuals.

§Percents in columns with different letters are significantly different by ANOVA and LSD at $P \leq 0.05$; analysis is based on mean-transformed data, $\sqrt{(x + \frac{1}{2})}$.

¶Test ended due to low mortalities on previous post-application days.

TABLE 4. Percent mortality of glassy-winged sharpshooter (GWSS) to residues of insecticides applied to grapevine plots, Temecula; Experiment 2, Aug. 23, 2000*

Treatments	Post-application day†					
	1		8		14	
	24 hr‡	48 hr	24 hr	48 hr	24 hr	48 hr
Endosulfan	94§ bc	100 b	69 b	63 b	42 ab	48 b
Fenpropathrin	100 c	100 b	100 c	100 b	80 c	83 c
Bifenthrin	100 c	100 b	100 c	94 bc	78 c	83 c
Dimethoate	78 b	94 b	73 b	86 bc	14 a	17 ab
Thiamethoxam	100 c	100 b	97 c	100 c	76 bc	82 c
Control	0 a	0 a	0 a	0 a	0 a	0 a

*Mortality expressed as % efficacy (percentage reduction from control).

†Twenty-five GWSS placed in cages 24 hr before post-application day 1, 8 and 14, for 24 or 48 hr exposures. Data based on means of three replicates of each treatment. A replicate equals one caged grapevine with 25 GWSS.

‡Exposure in hours of GWSS to insecticide residuals.

§Percents in columns with different letters are significantly different by ANOVA and LSD at $P \leq 0.05$; analysis is based on mean-transformed data, $\sqrt{(x + \frac{1}{2})}$.



Classes of insecticides evaluated to control glassy-winged sharpshooter included cyclo-CI, carbamate, pyrethroid and neonicotinoid. Chris McElliot collected glassy-winged sharpshooter from citrus for the trials.

explained. For experiment 4, the neonicotinoids (thiamethoxam, acetamiprid, thiacloprid and imidacloprid) and the pyrethroid (cyfluthrin) resulted in 91% to 100% GWSS mortalities over the 28-day duration of the experiment (table 6). About three-quarters of the vine foliage was desiccated at the start of the

experiment and defoliation was mostly complete by the end of the test.

Promising insecticides

The pyrethroids (bifenthrin, fenpropathrin and cyfluthrin) and the neonicotinoids (thiamethoxam, acetamiprid, thiacloprid and imidacloprid) appear to be promising

for GWSS control. Of these, fenpropathrin, imidacloprid and cyfluthrin are in the current "Guidelines for GWSS management" (UC/USDA 2001).

Our experience in pest-insect crop protection has demonstrated that different insecticides within the same chemical class often have different qualities that contribute to their usefulness, when applied alone or in tank mixes with another insecticide in a different or even the same class. To address the total pest and beneficial arthropod populations present in vineyards and associated ecosystems, selection of the best-fitting insecticides becomes a critical imperative to implement IPM, IRM and ICM programs.

Also, insecticide options must accommodate management alternatives for different growers and in different areas varying in climate, pest complex, and environmental and economic parameters.

In future studies, the efficacy of insecticides should be evaluated relative to potential interference with GWSS as a vector of *X. fastidiosa*. For example, soil-applied imidacloprid has been observed to suppress feeding activity of sucking insects (personal communication, M. Blua, UC Riverside) and may have potential in this respect. Likewise, in this study, given that fenpropathrin killed all the exposed GWSS present within 6 hours, it will be important to conduct studies to determine if this rapid insecticidal action could play a role in significantly reducing *X. fastidiosa* transmission to hosts by GWSS. Supporting studies are also needed to verify this quick insecticidal action by fenpropathrin and determine if other pyrethroids act similarly.

TABLE 5. Percent mortality of glassy-winged sharpshooter (GWSS) on days following bifenthrin application to grapevine plots, Temecula; Experiment 3, Sept. 18, 2000*

Treatments	Post-application day†									
	1		8		15		22		28	
	24 hr‡	48 hr	24 hr	48 hr	24 hr	48 hr	24 hr	48 hr	24 hr	48 hr
Bifenthrin	100 b§	100 b	15 b¶	100 b	90 b	100 b	100 b	100 b	75 b	96 b
Control	0 a	0 a	0 a	0 a	0 a	0 a	0 a	0 a	0 a	0 a

*Mortality expressed as % efficacy (percentage reduction from control).

†Twenty-five GWSS placed in cages 24 hr before post-application day 1, 6, 10, 13, 22 and 28, for 24 or 48 hr exposures. Data based on means of three replicates of each treatment. A replicate equals one caged grapevine with 25 GWSS.

‡Exposure in hours of GWSS to insecticide residuals.

§Percents in columns with different letter are significantly different by ANOVA and LSD at $P \leq 0.05$; analysis is based on mean-transformed data, $\sqrt{(x + \frac{1}{2})}$.

¶The data set for this percent does not fit nor compare with the other data but we (authors) have no explanation or reason to discount it. However, mortalities for 24 and 48 hr exposures on post-application day 10 and 11 were 95% and 100%, respectively.



Sprays were applied with a tractor and air-blast sprayer. Several pyrethroid and neonicotinoid insecticides showed promising results.

Seasonal changes (shorter day lengths and lower temperatures) occurred during our experimental period from July to December 2000. Shorter insecticidal residual effectiveness was observed in midsummer experiment 1 compared to increasingly longer residue effectiveness in the early fall experiment 3 and the late fall experiment 4. Temperature, ultraviolet light and microbes may have caused more insecticidal degradation during the summer compared with fall conditions. Rain was not a factor in any of the experiments. GWSS were older in the fall than they were in the summer, and older insects may be more susceptible to insecticides. Future studies should elucidate interactions among seasonal variables and insecticidal degradation parameters with GWSS age and insecticide susceptibility. Because this work

was conducted in two seasons, conclusions should be drawn within experiments and caution must be used for comparisons across them.

D.H. Akey is Research Entomologist and T.J. Henneberry is Research Leader and Laboratory Director, U.S. Department of Agriculture (USDA)/Agricultural Research Service (ARS), Western Cotton Research Laboratory, Phoenix, Ariz.; and N.C. Toscano is Entomology Professor, UC Riverside. The authors thank Barbara Hefner for logistic and computer support; Joe Caten, Roger Lewis, Vince Lyons and Chris McElliot of USDA/ARS, Sean Hunt and Kristen Mello of UC Riverside, and others for their fieldwork; Rick Redak's field crew at UC Riverside and Don Hendrix of USDA/ARS for suggestions on using citrus bouquets; Bernard Olsen and Doug Diaz, Plant Sciences, Inc. for applications; representatives of numerous chemical companies for help in planning and identifying candidate chemicals; and Ben Drake of Drake Enterprises for the vineyard site.

D.H. Akey is Research Entomologist and T.J. Henneberry is Research Leader and Laboratory Director, U.S. Department of Agriculture (USDA)/Agricultural Research Service (ARS), Western Cotton Research Laboratory, Phoenix, Ariz.; and N.C. Toscano is Entomology Professor, UC Riverside. The authors thank Barbara Hefner for logistic and computer support; Joe Caten, Roger Lewis, Vince Lyons and Chris McElliot of USDA/ARS, Sean Hunt and Kristen Mello of UC Riverside, and others for their fieldwork; Rick Redak's field crew at UC Riverside and Don Hendrix of USDA/ARS for suggestions on using citrus bouquets; Bernard Olsen and Doug Diaz, Plant Sciences, Inc. for applications; representatives of numerous chemical companies for help in planning and identifying candidate chemicals; and Ben Drake of Drake Enterprises for the vineyard site.

D.H. Akey is Research Entomologist and T.J. Henneberry is Research Leader and Laboratory Director, U.S. Department of Agriculture (USDA)/Agricultural Research Service (ARS), Western Cotton Research Laboratory, Phoenix, Ariz.; and N.C. Toscano is Entomology Professor, UC Riverside. The authors thank Barbara Hefner for logistic and computer support; Joe Caten, Roger Lewis, Vince Lyons and Chris McElliot of USDA/ARS, Sean Hunt and Kristen Mello of UC Riverside, and others for their fieldwork; Rick Redak's field crew at UC Riverside and Don Hendrix of USDA/ARS for suggestions on using citrus bouquets; Bernard Olsen and Doug Diaz, Plant Sciences, Inc. for applications; representatives of numerous chemical companies for help in planning and identifying candidate chemicals; and Ben Drake of Drake Enterprises for the vineyard site.

TABLE 6. Percent mortality of glassy-winged sharpshooter (GWSS) on days following single insecticide applications to grapevine plots, Temecula; Nov. 2, 2000*

Treatments	Post-application day†									
	1		7		12‡	19		28		
	24 hr§	48 hr	24 hr	48 hr	24 hr	24 hr	48 hr	24 hr	48 hr	
Thiamethoxam	99 b¶	100 b	100 b	100 b	98 b	96 b	100 b	96 b	100 b	
Acetamiprid	100 b	100 b	100 b	100 b	98 b	100 b	100 b	100 b	100 b	
Thiacloprid	100 b	100 b	100 b	100 b	88 b	100 b	100 b	100 b	100 b	
Imidacloprid	100 b	100 b	94 b	100 b	100 b	91 b	100 b	91 b	98 b	
Cyfluthrin#	100 b	100 b	100 b	100 b	100 b	100 b	100 b	100 b	100 b	
Control	0 a	0 a	0 a	0 a	0 a	0 a	0 a	0 a	0 a	

*Mortality expressed as % efficacy (percentage reduction from control).

†Twenty-five GWSS placed in cages 24 hr before post-application day 1, 7, 12, 19 and 28, for 24 or 48 hr exposures. Data based on means of three replicates of each treatment. A replicate equals one caged grapevine with 25 GWSS.

‡Data not collected for day 12, 48 hr exposure, all treatments.

§Exposure in hours of GWSS to insecticide residuals.

¶Percents in columns with different letters are significantly different by ANOVA and LSD at $P \leq 0.05$; analysis is based on mean-transformed data, $\sqrt{(x + \frac{1}{2})}$.

#Cyfluthrin, a pyrethroid, was used as a standard to compare against the other insecticides, neonicotinoids.

References

- Blua MJ, Phillips PA, Redak RA. 1999. A new sharpshooter threatens both crops and ornamentals. *Cal Ag* 53(2):22-5.
- Davis MJ, Thomas SV, Purcell AH. 1980. Etiological role of the xylem-limited bacterium causing Pierce's disease and almond leaf scorch. *Phytopathol* 70:474-5.
- Hewitt WB, Frazier NW, Freitag JH, Winkler AJ. 1949. Pierce's disease investigations. *Hilgardia* 19:207-64.
- Purcell AH, Saunders SR. 1999. Glassy-winged sharpshooters expected to increase plant disease. *Cal Ag* 53(2):26-7.
- Sorensen SJ, Gill RJ. 1996. A range extension of *Homalodisca coagulata* (Say) (Hemiptera: Clypeorrhyncha: Cicadellidae) to southern California. *Pan-Pac Entomol* 72:160-1.
- [UC/USDA] UC/U.S. Department of Agriculture. 2001. Managing the glassy-winged sharpshooter in vineyards (trifold brochure), w/ 1 p insert: Guidelines for glassy-winged sharpshooter management.