

UC Davis

UC Davis Previously Published Works

Title

The effect of lizards on spiders and wasps: variation with island size and marine subsidy

Permalink

<https://escholarship.org/uc/item/4572w9b3>

Journal

Ecosphere, 8(8)

ISSN

2150-8925

Authors

Piovia-Scott, Jonah
Yang, Louie H
Wright, Amber N
et al.

Publication Date

2017-08-01

DOI

10.1002/ecs2.1909

Peer reviewed

1 **The effect of lizards on spiders and wasps: variation with island size and marine**
2 **subsidy**

3

4 Jonah Piovia-Scott^{1†}, Louie H. Yang², Amber N. Wright³, David A. Spiller⁴, Thomas W.
5 Schoener⁴

6

7 ¹ School of Biological Sciences, Washington State University, 14204 NE Salmon Creek
8 Avenue, Vancouver, WA 98686, USA

9 ² Department of Entomology and Nematology, University of California, One Shields
10 Avenue, Davis, CA 95616, USA

11 ³ Department of Biology, University of Hawaii, Manoa, 2500 Campus Road, Honolulu,
12 HI 96822

13 ⁴ Department of Evolution and Ecology, University of California, One Shields Avenue,
14 Davis, CA 95616, USA

15

16 [†]jonah.piovia-scott@wsu.edu

17

18

19 **Abstract**

20 Introduced predators can have dramatic effects on island ecosystems, the magnitude of
21 which are likely to vary with island characteristics. We investigated the influence of two
22 important properties of islands – size and amount of resource subsidy – on the effects of
23 an introduced predatory lizard (*Anolis sagrei*) on three groups of arthropod prey. Lizards
24 were experimentally introduced to 16 islands that spanned gradients in vegetated area and
25 seaweed deposition (a marine resource subsidy); 16 similar islands served as lizard-free
26 controls. The abundance of web spiders, salticid spiders, and wasps was estimated prior
27 to lizard introduction and again four months after lizard introduction. Lizard introduction
28 reduced the average abundance of all three groups of arthropods. The effect of lizards on
29 salticid spiders – which was very large (94% reduction in salticid abundance) – decreased
30 with island size. In contrast, the effect of lizards on wasps – which was also very large
31 (88% reduction in wasp abundance) – tended to increase with island size, but with only
32 marginal significance. There was no evidence for variation in the effect of lizards on web
33 spiders with island size. This variation between prey taxa may be related to the relative
34 importance of environmental stress (such as wind and wave exposure, which tend to be
35 more pronounced on smaller islands) in determining abundance. Salticids seem to tolerate
36 the stressful environmental conditions that characterize smaller islands, allowing for
37 larger lizard effects; wasps seem to be limited by these conditions (either directly, or
38 indirectly via reduced prey availability), minimizing lizard effects on smaller islands.
39 There was a marginally significant tendency for the effect of lizards on salticid spiders to
40 be weaker on islands with more seaweed deposition, suggesting that subsidies may play a
41 role in reducing predator effects on islands. Our results highlight the importance of

42 ecological context in determining the top-down effects of introduced predators and
43 underscore the need to extend existing theories relating island area and community
44 characteristics towards an explicit consideration of species interactions.

45

46 **Key words:** context dependence; food web; predator-prey interactions; resource subsidy;
47 top-down control.

48

49 **Introduction**

50 Introduced predators can have dramatic effects on ecological communities (Salo et al.
51 2007, Simberloff 2013). While there is increasing recognition that the strength of species
52 interactions depends on environmental context (Bronstein 1994, Agrawal et al. 2007,
53 Afkhami et al. 2014, Hoeksema and Bruna 2015), our understanding of how habitat
54 characteristics influence the impact of introduced predators is still being developed (e.g.,
55 Baxter et al. 2004, Snyder and Evans 2006). The top-down effects of introduced
56 predators are often particularly pronounced on islands (e.g. Schoener and Spiller 1996,
57 Wiles et al. 2003, Croll et al. 2005, Fukami et al. 2006, Rogers et al. 2012). For island
58 food webs, two of the most important axes of environmental variation are island size
59 (Schoener 1989, Holt et al. 1999, Takimoto et al. 2008, Holt 2010) and resource
60 subsidies, i.e., resources that move into the island ecosystem from the surrounding
61 aquatic habitat (Polis and Hurd 1996b, Croll et al. 2005, Fukami et al. 2006, Young et al.
62 2010). Here, we use experimental introductions of predatory lizards on small islands to
63 investigate the influence of island size and resource subsidies on predator-prey
64 interactions.

65

66 Relatively few studies have investigated how the strength of predator-prey interactions
67 changes across gradients of island size. Elton (1958) argued that invasive species have
68 greater impacts on island food webs than those of continental ecosystems, and Ebenhard
69 (1988) found that invasive mammals and birds tend to have larger impacts on prey on
70 oceanic islands than on continental shelf islands and continents. More recently,
71 mathematical modelling studies have shown that the top-down effects of consumers may
72 be more pronounced in smaller habitat patches, primarily because the capacity for spatial
73 heterogeneity to stabilize consumer-resource interactions is lost (McCann et al. 2005,
74 Tunney et al. 2012). While there is some empirical support for larger predator effects on
75 smaller islands (Lomolino 1984, Schoener and Spiller 1999b, 2010), Schoener et al.
76 (2016) recently proposed a hump-shaped relationship between island area and the
77 strength of predator effects. In their conceptual model, interaction strength on large
78 islands is diminished primarily by biological complexity (e.g. compensating predators,
79 which can limit the effect of any single type of predator by maintaining lower prey
80 abundance) and spatial heterogeneity (which can increase the availability of prey
81 refugia), while interaction strength on small islands is diminished by stressful
82 environmental conditions, such as increased exposure to wind, waves, and storm surges
83 (which can limit both predator and prey abundance), demographic stochasticity (which
84 can decouple abundance from ecological interactions), and resource subsidies from
85 surrounding habitats (which can provide alternative resources for predators).

86

87 There has been increasing recognition that resource subsidies influence food-web
88 processes. For example, subsidies can have major impacts on the top-down effects of
89 predators in the recipient community (e.g., Polis et al. 2004, Piovia-Scott et al. 2011).
90 Subsidies can both increase and decrease the strength of these predator effects (Takimoto
91 et al. 2009). The impact of subsidies on top-down effects of predators effects can depend
92 on which trophic level(s) consume the subsidy (Leroux and Loreau 2008), as well as the
93 type of predator response to subsidy -- increases in predator effects are usually driven by
94 increases in predator density (Polis and Hurd 1996a, Henschel et al. 2001, Murakami and
95 Nakano 2002), while decreases are usually driven by changes in predator diet and
96 behavior (Nakano et al. 1999, Sabo and Power 2002, Baxter et al. 2005, Spiller et al.
97 2010). In short-term studies where predator behavior is likely to be more important than
98 predator numerical responses, subsidies are expected to decrease the effect of predators
99 on *in situ* prey by causing the predators to focus on the alternate resource (Takimoto et al.
100 2009, Piovia-Scott et al. 2011).

101

102 To investigate the influence of island area and resource subsidies on the strength of top-
103 down effects, we performed a predator-introduction experiment across gradients of island
104 area and seaweed deposition in a Bahamian island system. We focus on the common
105 carnivorous lizard *Anolis sagrei*, and the term “lizard” will hereafter refer to this
106 particular species. We evaluated the effects of lizards on three groups of arthropods: web
107 spiders, salticid spiders, and wasps. The effects of lizards on web spiders have been
108 extensively documented in this system (e.g. Spiller and Schoener 1988, 1994) and vary
109 with island size (Schoener and Spiller 1999b, 2010, Schoener et al. 2016), showing a

110 positive relationship with island area over the range of island sizes used in the current
111 study (Schoener et al. 2016). Reduced lizard effects on web spiders on the smallest
112 islands are thought to be due to marine subsidies, stressful abiotic conditions, and
113 demographic stochasticity, but the relative importance of these factors is unknown. By
114 decoupling island size from seaweed deposition, the current study will shed light on the
115 role of subsidies in driving the relationship between island size and lizard effects. Salticid
116 spiders have not been the focus of previous studies in this system but are also likely to be
117 strongly affected by lizard predation because they (1) occupy the same habitats as lizards
118 (e.g. stems, branches, ground), (2) are a suitable size for consumption by lizards, and (3)
119 are active during the day. We expect the effect of lizards on salticids to be constrained by
120 the same factors influencing lizard effects on web spiders. The effect of lizards on
121 parasitoid wasps is more equivocal, with positive or neutral relationships between lizards
122 and wasps observed in some cases (Schoener et al. 1995, Schoener and Spiller 1999a,
123 Spiller and Schoener 2007). Parasitoid wasp abundance increases with island area
124 (Schoener et al. 1995), perhaps due to more pronounced effects of environmental
125 disturbance on smaller islands. Thus, we expected the effects of lizards on wasps to
126 increase in strength with island size.

127

128 Our study was abruptly terminated when Hurricane Sandy, a Category 1 storm hit our
129 field site approximately five months after lizards were introduced (and one month after
130 our first post-introduction survey). Hurricane Sandy extirpated all of the introduced lizard
131 populations and most of the web spiders (unpublished data). Hence, we report lizard
132 effects over a ~4 month time period. The relatively short duration of this study is

133 important, as certain lizard effects (e.g., on web spiders, Schoener and Spiller 1996,
134 1999a) can take longer to develop. In addition, changes in lizard behavior and diet in
135 response to seaweed deposition occur rapidly (on the scale of days or months), while
136 reproductive responses generally take a year or longer (Spiller et al. 2010, Wright et al.
137 2013, unpublished data), suggesting that seaweed is likely to reduce the top-down effects
138 of lizards in the current study (as in Piovia-Scott et al. 2011).

139

140 **Methods**

141 *Study system and experimental design*

142 Our study was conducted on 32 small islands (vegetated area: 4 – 157 m²; Table S1)
143 fringing the much larger island of Great Abaco, Bahamas, between May and September
144 2012. Importantly, seaweed deposition and island size were not strongly correlated on the
145 set of islands used in our study ($\rho=-0.16$), allowing us to disentangle the relative impacts
146 of these environmental drivers on lizard effects. At the beginning of our experiment, none
147 of the study islands had lizards on them, although lizards are known to occur sometimes
148 on similar islands in this area (Schoener et al. 2001). Half of the 32 islands were
149 randomly selected for lizard introductions, while the other half served as lizard-free
150 controls. In order to ensure that lizard treatments were evenly distributed across the
151 gradient of island sizes, we established four blocks of eight islands, each with similarly
152 sized islands, and randomly assigned four out of the eight islands in each block to the
153 lizard-introduction treatment. We introduced lizards to each island in May 2012. In order
154 to maintain roughly equivalent lizard densities on all lizard-introduction islands, the
155 number of lizards introduced to each island scaled with vegetated area (roughly 0.2

156 lizards m^{-2}), with a target ratio of 2 females:1 male (mean across all lizard-introduction
157 islands: 2.001:1). For islands with very small vegetated area, we introduced a minimal
158 population of colonists consisting of two females and one male lizard. Because we did
159 not introduce fewer than three lizards to any island, the smallest block of islands had
160 higher lizard densities than the other three blocks (Appendix S1). Because of this, we
161 repeated the analyses described below with a dataset from which we had removed the
162 smallest block of islands. The results of this set of analyses were generally similar to
163 those with all islands (Appendix S1: Table S2); we indicate in the results where the
164 significance of a particular test (for $\alpha = 0.05$) differed between the two sets of analyses.

165

166 We used vegetated area as our measure of island size. We calculated vegetated area as the
167 product of total area and the proportion of the total area that was vegetated for each
168 island. We estimated total area by measuring the length and width of each island and
169 assuming islands were elliptical in shape (total area = $0.25 \times \text{length} \times \text{width} \times \pi$), and we
170 estimated proportion vegetation by taking the mean of at least two independent (different
171 people) visual estimates. We used visual estimates to measure seaweed biomass (Spiller
172 et al. 2010) on each island in May and September 2012; these estimates were divided by
173 vegetated area to calculate seaweed density. We used the mean of the May and
174 September seaweed density estimates to assign a seaweed deposition category: low
175 seaweed ($0 - 0.15 \text{ kg m}^{-2}$) or moderate seaweed ($0.15 - 0.80 \text{ kg m}^{-2}$); we call this second
176 category moderate because much higher levels of seaweed deposition ($>5 \text{ kg m}^{-2}$) have
177 been observed in this system (Spiller et al. 2010). We chose the threshold of 0.15 kg m^{-2}
178 dividing low and moderate seaweed deposition because it effectively distinguished the

179 islands with notably higher seaweed density and because it created a balanced
180 experimental design -- while we did not take seaweed deposition into account when we
181 assigned lizard treatments, we did end up with an even split between lizard and no-lizard
182 islands in both the moderate seaweed category (four lizard, four no-lizard) and the low
183 seaweed category (12 lizard, 12 no-lizard) (Appendix S1: Table S1).

184

185 *Data collection*

186 We conducted web-spider censuses on each island by counting the number of intact webs
187 present and recording species identity. We estimated salticid spider abundance using
188 bowl traps. Yellow plastic bowls filled with 500 ml of water and a trace amount of
189 detergent were placed on the ground in vegetated areas of each island. After 24 h, the
190 traps were collected, and the number of salticid spiders was counted. In order to attain
191 representative samples from each island, we set more traps on larger islands
192 (approximately one trap per 15 m² of vegetated area). We estimated wasp abundance
193 using sticky traps -- 22 x 14 cm sheets of clear plastic coated with Tangletrap adhesive
194 (Contech Inc., Victoria, British Columbia, Canada). Sticky traps were tied onto the
195 branches of shrubs about 0.5 m above ground. After 24 h, the traps were collected, and
196 the number of wasps was counted. The number of sticky traps set on each island was
197 equal to the number of bowl traps.

198

199 *Statistical analyses*

200 We evaluated how the effect of lizard introduction on the abundance of salticid spiders,
201 wasps, and web spiders was influenced by vegetated area and seaweed density using

202 generalized linear models. The models featured $\log(\text{vegetated area})$, seaweed density
203 category (moderate vs. low), and lizard treatment (introduced vs. absent) as predictors. In
204 order to test for effects of island area and seaweed deposition on the strength of lizard
205 predation we evaluated lizard* $\log(\text{vegetated area})$ and lizard*seaweed interactions.
206 Because arthropod abundances were represented by counts, we used generalized linear
207 models with a log link function, a Poisson error distribution, and an offset term for
208 sampling effort (number of traps for salticid spiders and wasps, island area for web
209 spiders). This approach allows for analyses of abundance per unit sampling effort (i.e.,
210 density) without the biases introduced by using a ratio as a response variable, and
211 features an error distribution that is appropriate for count data. For hypothesis testing, we
212 used chi-squared likelihood ratio tests. All analyses were performed using R version 3.3.2
213 (R Development Core Team 2016); raw data and code are available in the appendices.
214 We used Cameron and Trivedi's (1990) method to test for overdispersion. We did not
215 find evidence for overdispersion in the analyses of salticid spiders and wasps ($P>0.26$ in
216 both cases), but there was evidence for overdispersion in the analysis of web spiders
217 ($P=0.02$). Because of this, we added an island-level random effect to the model of web
218 spiders (Harrison 2014); the model with an island-level random effect had a better AIC
219 score than a zero-inflated model.
220
221 In order to determine whether or not there were pre-existing differences in salticid spider,
222 wasp, and web-spider abundance between islands selected for lizard introductions and
223 control islands, we used the statistical approach described above to model abundances in
224 May 2012, prior to lizard introductions. While the May 2012 model included lizard

225 treatment, vegetated area, and seaweed category as predictors, it did not include
226 interactions between lizard treatment and the other predictor variables, as the lizard
227 treatment had not yet taken place. This analysis found no evidence for pre-existing
228 differences in arthropod abundance between islands selected for lizard introduction and
229 controls ($P > 0.34$ in all cases).

230

231 **Results**

232 Lizard introduction led to a 94% reduction in salticid spider abundance (Fig. 1; lizard
233 effect: $\chi^2=13.1$, $df=1$, $P=0.003$; log response ratio = -2.9). The effect of lizards was
234 greater on smaller islands than it was on larger islands (Fig. 2; lizard*area interaction:
235 $\chi^2=5.2$, $df=1$, $P=0.02$). This change in lizard effect with island area was associated with
236 reduced salticid abundance on larger islands in the absence of lizards (area effect in
237 absence of lizards: $\chi^2=5.1$, $df=1$, $P=0.02$) and a tendency for higher salticid abundance
238 on larger islands in the presence of lizards, although this latter result was only marginally
239 significant (area effect in presence of lizards: $\chi^2=3.1$, $df=1$, $P=0.08$). There was also a
240 marginally significant trend for the effect of lizards on salticids to be greater on islands
241 with lower seaweed deposition (Fig. 3; lizard*seaweed interaction: $\chi^2=3.3$, $df=1$, $P=0.07$;
242 lizard effect on low seaweed islands: $\chi^2=14.4$, $df=1$, $P=0.0001$; lizard effect on moderate
243 seaweed islands: $\chi^2=0.15$, $df=1$, $P=0.70$).

244

245 Lizard introduction led to an 88% reduction in wasp abundance (Fig. 1; lizard effect:
246 $\chi^2=41.9$, $df=1$, $P < 0.0001$; log response ratio = -2.1). There was a marginally significant
247 tendency for greater lizard effects on large islands (Fig. 2; lizard*area interaction: $\chi^2=2.7$,

248 df=1, $P=0.098$); this effect was significant ($P=0.039$) when the smallest block of islands
249 was removed from the analysis (Appendix S1: Table S2). Wasp density was higher on
250 larger islands (Fig. 2; area effect: $\chi^2=16.7$, df=1, $P < 0.0001$), and there was a marginally
251 significant tendency for higher wasp density on islands with low seaweed deposition
252 (Fig. 3; seaweed effect: $\chi^2=3.4$, df=1, $P=0.06$). The lizard*seaweed interaction was not
253 significant for wasps ($\chi^2=0.9$, df=1, $P=0.35$).

254

255 Lizard introduction led to a 58% reduction in web spider abundance (Fig. 1; lizard effect:
256 $Z=1.8$, $P=0.07$; log response ratio = -0.88); this effect was significant ($P=0.04$) when the
257 smallest block of islands was removed from the study (Appendix S1: Table S2). Web
258 spider density was higher on islands with more seaweed deposition (Fig. 3: seaweed
259 effect: $\chi^2=4.5$, df=1, $P=0.03$). We did not detect an effect of area on web spider
260 abundance (Fig. 2; area effect: $\chi^2=0.65$, df=1, $P=0.42$) nor interactions between lizard
261 treatment and island area ($\chi^2=0.15$, df=1, $P=0.70$) nor seaweed deposition ($\chi^2=0.26$,
262 df=1, $P=0.61$). A single species, *Eustala cazieri*, accounted for the majority (68%) of
263 spiders and webs seen in our study.

264

265 **Discussion**

266 Lizard introduction reduced the abundance of all three taxa of arthropod predators and
267 parasitoids. Island area had important consequences for the strength of this top-down
268 effect. For salticid spiders, the effect of lizards was reduced on larger islands. In contrast,
269 the effect of lizards on wasps tended to be greater on larger islands, and there was no
270 indication that the lizard effect varied with island area for web spiders. There was only

271 limited support for the hypothesis that moderate levels of seaweed deposition influenced
272 lizard effects. Specifically, there was a marginally significant trend for a reduced effect of
273 lizards on salticid spider abundance on islands with more seaweed.

274

275 The influence of island area on the top-down effects of lizards was not consistent across
276 arthropod taxa. For salticids, lizard effects decreased with island area. This pattern is
277 consistent with certain models (e.g., McCann et al. 2005, Tunney et al. 2012), but did not
278 match our expectations. We expected the effects of lizards on salticids to be weaker on
279 smaller islands due to stressful environmental conditions and demographic stochasticity.
280 In contrast, we found that lizard effects on salticids were stronger on small islands, in part
281 because salticids achieve high densities on small islands in the absence of lizards and in
282 part because lizards are not as effective at eliminating salticids on larger islands. We
283 hypothesize that high dispersal rates and low abundance of alternate predators (such as
284 wasps; Fig. 2) (Schoener et al. 2016) help explain high salticid abundance on small,
285 lizard-free islands, and thus are partially responsible for the stronger effects of lizards on
286 small islands. In addition, increased spatial and resource heterogeneity, including
287 increased refuge availability, on larger islands (McCann et al. 2005, Schoener and Spiller
288 2010, Tunney et al. 2012, Schoener et al. 2016) likely contributed to the persistence of
289 some salticids in the presence of lizards and hence weaker lizard effects. In contrast to
290 salticids, the effect of lizards on wasps tended to increase with island size. This pattern
291 was associated with the fact that wasp abundance was low on smaller islands, giving
292 lizards little opportunity to reduce their abundance further. It seems likely that low wasp
293 abundance on smaller islands is due to an increased effect of environmental disturbance,

294 in the form of tropical storms (Spiller and Schoener 2007), and perhaps also to a lack of
295 suitable prey resources (Schoener et al. 1995). Thus, stressful environmental conditions
296 may help explain weak effects of lizards on wasps on small islands (Appendix S2).

297

298 Why didn't we observe a hump-shaped relationship in effect sizes, as hypothesized by
299 Schoener et al. (2016)? One explanation is that the current study did not consider large
300 islands (i.e., > 1000 m²; the range of island sizes in the current study was 4 – 157 m²),
301 where the decreasing relationship between island area and lizard effects was most
302 apparent. For example, we detected a trend for increasing lizard effects on wasps on
303 larger islands, but were not able to determine whether this trend was reversed on still
304 larger islands. In addition, our short-term experiment may not have allowed enough time
305 for stressful environmental conditions and demographic stochasticity, factors mentioned
306 by Schoener et al. (2016), to limit the size of lizard effects on small islands. For example,
307 the strong effects of lizards on salticids on the smallest islands was associated with the
308 high abundance of salticids on lizard-free islands in this size class; over longer time
309 scales average salticid abundance on these islands may be reduced by stressful
310 environmental conditions and demographic processes.

311

312 Our results suggest that marine subsidies may play a role in reducing the effects of lizard
313 predators on arthropod prey. Because our study was conducted over a relatively short
314 time period (which limits lizard reproductive responses) and because our study took place
315 on small islands (which limits aggregative responses) we predicted that lizard effects
316 would be reduced on islands with more seaweed due to changes in diet (Spiller et al.

317 2010, Piovia-Scott et al. 2013) and foraging behavior (unpublished data). Consistent with
318 this hypothesis, there was a marginally-significant trend for weaker lizard effects on
319 salticids on islands with more seaweed. There was a similar trend for wasps, but the
320 lizard*seaweed interaction term was not significant, and there was no support for
321 seaweed-based differences in top-down effects for web spiders. We suggest that the
322 absence of stronger relationships between seaweed deposition and lizard effects in the
323 current study is likely due to the relatively low rate of seaweed deposition on our study
324 islands. Previous studies applied seaweed experimentally at a rate of 2.5 kg m⁻² to mimic
325 the amounts of seaweed deposited during “pulse” events (often associated with large
326 storms). In contrast, the maximum rate of seaweed deposition in the current study (which
327 did not include any pulse events) was only 0.8 kg m⁻², and it may take more seaweed to
328 cause more substantial reductions in the effects of lizards on arthropod prey.

329

330 In conclusion, we have demonstrated that the short-term effects of introduced lizards on
331 certain arthropod predators and parasitoids depends on island size. However, the nature
332 of this relationship was not consistent across taxa – lizard effects on salticid spiders are
333 greater on smaller islands, whereas effects on wasps tended to be greater on larger
334 islands. These differences were associated with pronounced relationships between island
335 size and arthropod abundance – salticids can achieve high abundance on small islands in
336 the absence of lizards, facilitating stronger lizard effects, while wasps have very low
337 abundance on small islands, weakening lizard effects – although there was also some
338 evidence that lizards are not as effective at limiting salticid spider abundance on larger
339 islands. We also found some evidence that seaweed deposition can reduce the short-term

340 top-down effects of lizards, suggesting that marine subsidies may play a role in
341 weakening predator effects on small islands. Thus, while introduced predators can have
342 devastating impacts on island communities, the strength of those effects can vary
343 dramatically based on both island characteristics and the biology of the specific prey
344 species. More generally, our study underscores the need to extend existing theories
345 relating island area and community characteristics such as diversity (Connor and McCoy
346 1979, Schoener 2009) and food-chain length (Schoener 1989, Post 2002) towards an
347 explicit consideration of species interactions (Holt 2010). This endeavor is likely to
348 provide valuable insight into ecosystem function that cannot be gleaned from descriptive
349 community metrics alone.

350

351 **Acknowledgements**

352 This research was supported by a grant from the National Science Foundation (DEB-
353 11968). Marshall McMunn, Shahla Farzan, and Buddy Pinder provided invaluable
354 support in the field, and James Whitney, Wanda Bonneville, Ryan Schemrich, and Laura
355 Morgan helped process samples in the lab. We thank the Bahamas Environment, Science,
356 & Technology Commission for permission to conduct the research. This research was
357 approved by the UC Davis Institutional Animal Care and Use Committee.

358

359 **Literature cited**

- 360 Afkhami, M. E., J. A. Rudgers, and J. J. Stachowicz. 2014. Multiple mutualist effects:
361 conflict and synergy in multispecies mutualisms. *Ecology* 95:833-844.
- 362 Agrawal, A. A., D. D. Ackerly, F. Adler, A. E. Arnold, C. Caceres, D. F. Doak, E. Post,
363 P. J. Hudson, J. Maron, K. A. Mooney, M. Power, D. Schemske, J. Stachowicz, S.
364 Strauss, M. G. Turner, and E. Werner. 2007. Filling key gaps in population and
365 community ecology. *Frontiers in Ecology and the Environment* 5:145-152.
- 366 Baxter, C. V., K. D. Fausch, and W. Carl Saunders. 2005. Tangled webs: reciprocal flows
367 of invertebrate prey link streams and riparian zones. *Freshwater Biology* 50:201-
368 220.
- 369 Baxter, C. V., K. D. Fausch, M. Murakami, and P. L. Chapman. 2004. Fish invasion
370 restructures stream and forest food webs by interrupting reciprocal prey subsidies.
371 *Ecology* 85:2656-2663.
- 372 Bronstein, J. L. 1994. Conditional outcomes in mutualistic interactions. *Trends in*
373 *Ecology & Evolution* 9:214-217.
- 374 Cameron, A. C., and P. K. Trivedi. 1990. Regression-based tests for overdispersion in the
375 poisson model. *Journal of Econometrics* 46:347-364.
- 376 Connor, E. F., and E. D. McCoy. 1979. Statistics and biology of the species-area
377 relationship. *American Naturalist* 113:791-833.
- 378 Croll, D. A., J. L. Maron, J. A. Estes, E. M. Danner, and G. V. Byrd. 2005. Introduced
379 predators transform subarctic islands from grassland to tundra. *Science* 307:1959-
380 1961.

381 Ebenhard, T. 1988. Introduced birds and mammals and their ecological effects. Swedish
382 Wildlife Research 13:1-107.

383 Elton, C. S. 1958. The Ecology of Invasions by Animals and Plants. Wiley and Sons,
384 New York, New York, USA.

385 Fukami, T., D. A. Wardle, P. J. Bellingham, C. P. H. Mulder, D. R. Towns, G. W.
386 Yeates, K. I. Bonner, M. S. Durrett, M. N. Grant-Hoffman, and W. M.
387 Williamson. 2006. Above- and below-ground impacts of introduced predators in
388 seabird-dominated island ecosystems. Ecology Letters 9:1299-1307.

389 Harrison, X. A. 2014. Using observation-level random effects to model overdispersion in
390 count data in ecology and evolution. Peerj 2:e616.

391 Henschel, J. R., D. Mahsberg, and H. Stumpf. 2001. Allochthonous aquatic insects
392 increase predation and decrease herbivory in river shore food webs. Oikos
393 93:429-438.

394 Hoeksema, J. D., and E. M. Bruna. 2015. Context-dependent outcomes of mutualistic
395 interactions. Pages 181-202 in J. L. Bronstein, editor. Mutualism. Oxford
396 University Press, Oxford, UK.

397 Holt, R. D. 2010. Toward a trophic island biogeography: Reflections on the interface of
398 island biogeography and food web ecology. Pages 143-185 in J. B. Losos and R.
399 E. Ricklefs, editors. The theory of island biogeography revisited. Princeton
400 University Press, Princeton, New Jersey, USA.

401 Holt, R. D., J. H. Lawton, G. A. Polis, and N. D. Martinez. 1999. Trophic rank and the
402 species-area relationship. Ecology 80:1495-1504.

403 Leroux, S. J., and M. Loreau. 2008. Subsidy hypothesis and strength of trophic cascades
404 across ecosystems. *Ecology Letters* 11:1147-1156.

405 Lomolino, M. V. 1984. Immigrant selection, predation, and the distributions of *Microtus*
406 *pennsylvanicus* and *Blarina brevicauda* on islands. *American Naturalist* 123:468-
407 483.

408 McCann, K. S., J. B. Rasmussen, and J. Umbanhowar. 2005. The dynamics of spatially
409 coupled food webs. *Ecology Letters* 8:513-523.

410 Murakami, M., and S. Nakano. 2002. Indirect effect of aquatic insect emergence on a
411 terrestrial insect population through predation by birds. *Ecology Letters* 5:333-
412 337.

413 Nakano, S., H. Miyasaka, and N. Kuhara. 1999. Terrestrial-aquatic linkages: riparian
414 arthropod inputs alter trophic cascades in a stream food web. *Ecology* 80:2435-
415 2441.

416 Piovia-Scott, J., D. A. Spiller, and T. W. Schoener. 2011. Effects of experimental
417 seaweed deposition on lizard and ant predation in an island food web. *Science*
418 331:461-463.

419 Piovia-Scott, J., D. A. Spiller, G. Takimoto, L. H. Yang, A. N. Wright, and T. W.
420 Schoener. 2013. The effect of chronic seaweed subsidies on herbivory: plant-
421 mediated fertilization pathway overshadows lizard-mediated predator pathways.
422 *Oecologia* 172:1129-1135.

423 Polis, G. A., and S. D. Hurd. 1996a. Allochthonous input across habitats, subsidized
424 consumers, and apparent trophic cascades: examples from the ocean-land
425 interface. Pages 275-285 in G. A. Polis and K. O. Winemiller, editors. *Food webs:*

426 integration of pattern and dynamics. Chapman and Hall, New York, New York,
427 USA.

428 Polis, G. A., and S. D. Hurd. 1996b. Linking marine and terrestrial food webs:
429 allochthonous input from the ocean supports high secondary productivity on small
430 islands and coastal land communities. *American Naturalist* 147:396-423.

431 Polis, G. A., F. Sánchez-Pinero, P. T. Stapp, W. B. Anderson, and M. D. Rose. 2004.
432 Trophic flows from water to land: marine input affects food webs of islands and
433 coastal ecosystems worldwide. Pages 200-216 *in* G. A. Polis, M. E. Power, and G.
434 R. Huxel, editors. *Food webs at the landscape level*. University of Chicago Press,
435 Chicago, Illinois, USA.

436 Post, D. M. 2002. The long and short of food-chain length. *Trends in Ecology &*
437 *Evolution* 17:269-277.

438 R Development Core Team. 2016. R: A language and environment for statistical
439 computing. R Foundation for Statistical Computing, Vienna, Austria.

440 Rogers, H., J. H. R. Lambers, R. Miller, and J. J. Tewksbury. 2012. 'Natural experiment'
441 demonstrates top-down control of spiders by birds on a landscape Level. *PLoS*
442 *ONE* 7:e43446.

443 Sabo, J. L., and M. E. Power. 2002. River-watershed exchange: effects of riverine
444 subsidies on riparian lizards and their terrestrial prey. *Ecology* 83:1860-1869.

445 Salo, P., E. Korpimäki, P. B. Banks, M. Nordstrom, and C. R. Dickman. 2007. Alien
446 predators are more dangerous than native predators to prey populations.
447 *Proceedings of the Royal Society B-Biological Sciences* 274:1237-1243.

448 Schoener, T. W. 1989. Food webs from the small to the large. *Ecology* 70:1559-1589.

449 Schoener, T. W. 2009. The MacArthur-Wilson Equilibrium Model: What it said and how
450 it was tested. Pages 52-87 *in* J. B. Losos and R. E. Ricklefs, editors. The theory of
451 island biogeography revisited. Princeton University Press, Princeton, New Jersey,
452 USA.

453 Schoener, T. W., and D. A. Spiller. 1996. Devastation of prey diversity by experimentally
454 introduced predators in the field. *Nature* 381:691-694.

455 Schoener, T. W., and D. A. Spiller. 1999a. Indirect effects in an experimentally staged
456 invasion by a major predator. *American Naturalist* 153:347-358.

457 Schoener, T. W., and D. A. Spiller. 1999b. Variation in the magnitude of a predator's
458 effect from small to large islands. Pages 35-66 *in* *Ecologia de les Iles, Palma,*
459 *Spain.*

460 Schoener, T. W., and D. A. Spiller. 2010. Trophic cascades on islands. Pages 179-202 *in*
461 *J. Terborgh and J. Estes, editors. Trophic cascades: predators, prey, and the*
462 *changing dynamics of nature.* Island Press, Washington DC, USA.

463 Schoener, T. W., D. A. Spiller, and J. B. Losos. 2001. Natural restoration of the species-
464 area relation for a lizard after a hurricane. *Science* 294:1525-1528.

465 Schoener, T. W., D. A. Spiller, and L. W. Morrison. 1995. Variation in the hymenopteran
466 parasitoid fraction on Bahamian islands. *Acta Oecologica* 16:103-121.

467 Schoener, T. W., D. A. Spiller, and J. Piovio-Scott. 2016. Variation in ecological
468 interaction strength with island area: theory and data from the Bahamian
469 archipelago. *Global Ecology and Biogeography* 25:891-899.

470 Simberloff, D. 2013. *Invasive species: what everyone needs to know.* Oxford University
471 Press, Oxford, UK.

472 Snyder, W. E., and E. W. Evans. 2006. Ecological effects of invasive arthropod generalist
473 predators. *Annual Review of Ecology Evolution and Systematics* 37:95-122.

474 Spiller, D. A., J. Piovia-Scott, A. N. Wright, L. H. Yang, G. Takimoto, T. W. Schoener,
475 and T. Iwata. 2010. Marine subsidies have multiple effects on coastal food webs.
476 *Ecology* 91:1424-1434.

477 Spiller, D. A., and T. W. Schoener. 1988. An experimental study of the effect of lizards
478 on web-spider communities. *Ecological Monographs* 58:57-77.

479 Spiller, D. A., and T. W. Schoener. 1994. Effects of top and intermediate predators in a
480 terrestrial food web. *Ecology* 75:182-196.

481 Spiller, D. A., and T. W. Schoener. 2007. Alteration of island food-web dynamics
482 following major disturbance by hurricanes. *Ecology* 88:37-41.

483 Takimoto, G., T. Iwata, and M. Murakami. 2009. Timescale hierarchy determines the
484 indirect effects of fluctuating subsidy inputs on *in situ* resources. *American*
485 *Naturalist* 173:200-211.

486 Takimoto, G., D. A. Spiller, and D. M. Post. 2008. Ecosystem size, but not disturbance,
487 determines food-chain length on islands of the Bahamas. *Ecology* 89:3001-3007.

488 Tunney, T. D., K. S. McCann, N. P. Lester, and B. J. Shuter. 2012. Food web expansion
489 and contraction in response to changing environmental conditions. *Nature*
490 *Communications* 3:1105.

491 Wiles, G. J., J. Bart, R. E. Beck, and C. F. Aguon. 2003. Impacts of the brown tree snake:
492 patterns of decline and species persistence in Guam's avifauna. *Conservation*
493 *Biology* 17:1350-1360.

494 Wright, A. N., J. Piovia-Scott, D. A. Spiller, G. Takimoto, L. H. Yang, and T. W.
495 Schoener. 2013. Pulses of marine subsidies amplify reproductive potential of
496 lizards by increasing individual growth rate. *Oikos* 122:1496-1504.

497 Young, H. S., D. J. McCauley, R. Dunbar, and R. Dirzo. 2010. Plants cause ecosystem
498 nutrient depletion via the interruption of bird derived spatial subsidies.
499 *Proceedings of the National Academy of Sciences* 107:2072-2077.

500

501

502 **Figure legends**

503

504 **Figure 1.** Effects of lizards on the mean abundance of salticid spiders, wasps, and web
505 spiders. Means and standard errors are shown for 16 islands to which lizards were
506 introduced (solid circles) and 16 no-lizard control islands (open circles) in May 2012
507 (just prior to lizard introduction) and September 2012 (four months after lizard
508 introduction). The dashed vertical line denotes the date of lizard introduction. *P*-values
509 for lizard effects are from models described in the text. Note log scale on y-axis.

510

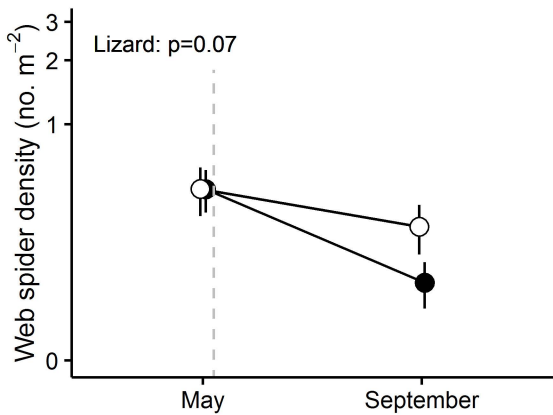
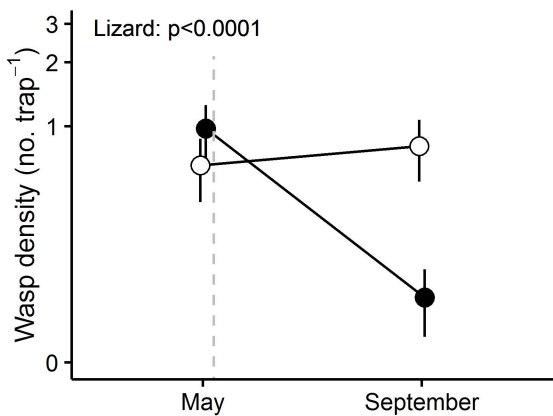
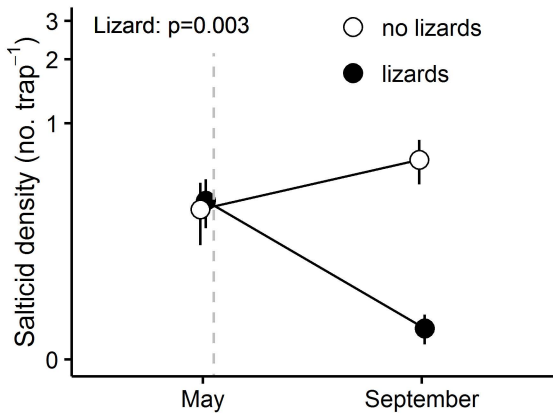
511 **Figure 2.** Effects of lizards on the abundance of salticid spiders, wasps, and web spiders
512 across gradients of island size. The symbols represent individual islands (solid circles for
513 lizard-introduction islands and open circles for no-lizard islands); *P*-values for the
514 lizard*area interaction and prediction lines are derived from generalized linear models
515 with a log link function and a Poisson error distribution as described in the text. Note log
516 scale on both axes.

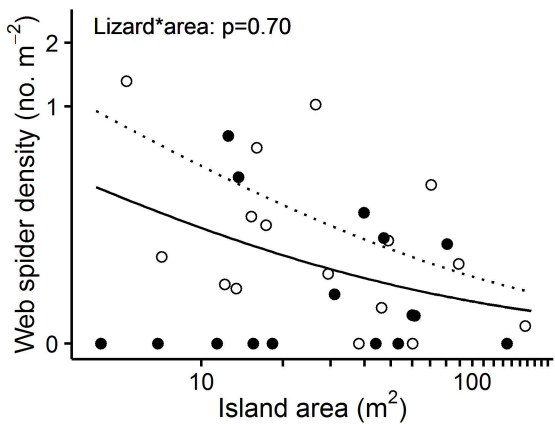
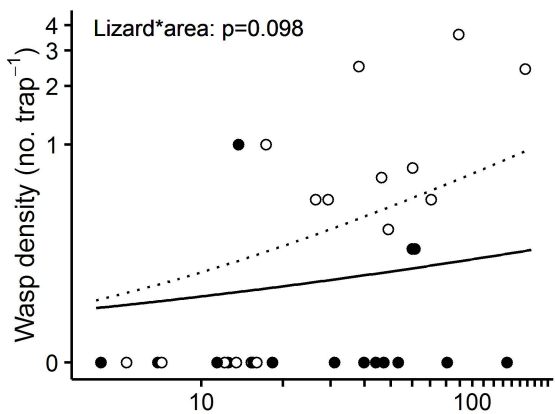
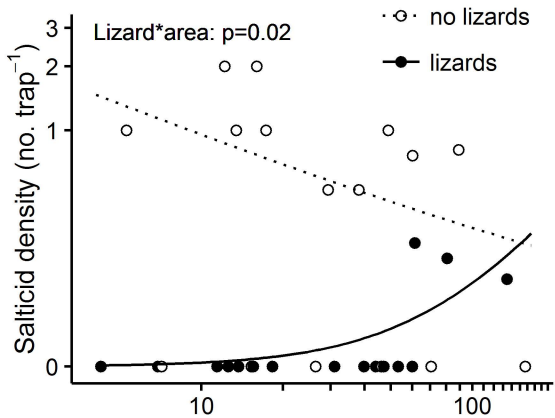
517

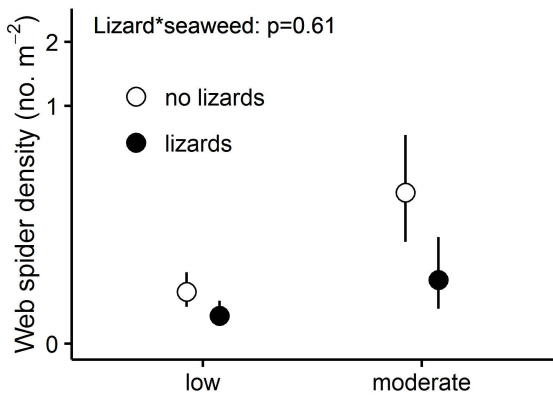
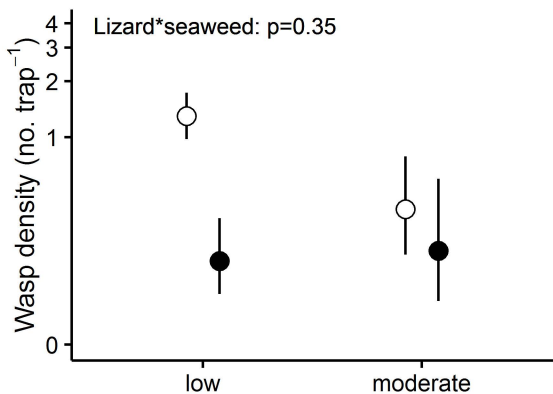
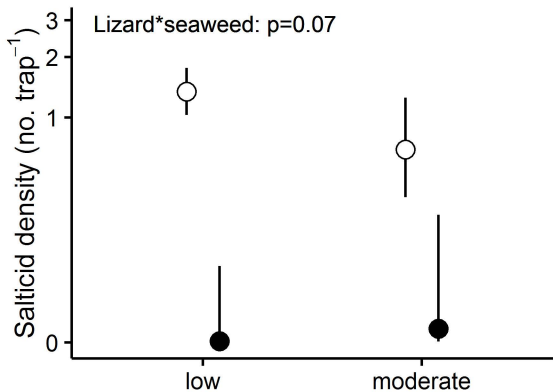
518 **Figure 3.** Effects of lizards on the abundance of salticid spiders, wasps, and web spiders
519 on islands with different levels of seaweed deposition. Estimates (solid circles for lizard-
520 introduction islands and open circles for no-lizard islands), standard errors, and *P*-values
521 for the lizard*seaweed interaction are derived from the generalized linear models
522 described in the text. Note log scale on y-axis.

523

524







Seaweed deposition

The effect of lizards on spiders and wasps: variation with island size and marine subsidy

Jonah Piovia-Scott, Louie H. Yang, Amber N. Wright, David A. Spiller, Thomas W. Schoener

Appendix S1: Supplementary Analyses

Analyses of lizard effects on invertebrate prey with the smallest block of islands removed

Our experiment featured four blocks of islands, with each block containing islands with similar areas. We introduced a minimum of three lizards (one male and two females) to each lizard-introduction island, as we intended to create a reproductively viable population on each island. Because of this, the block with the smallest islands had a higher density of lizards than the other three blocks (ANOVA on log(lizard density), block effect: $F_{3,12}=5.31$, $P=0.01$; Figure S1, Table S1). In order to see whether this difference in lizard density distorted our assessment of lizard effects, we conducted a set of analyses similar to those described in the main text with the smallest block of islands removed.

As in the analyses described in the methods section, the models presented below feature log(vegetated area), seaweed density category (high vs. low), and lizard treatment (introduced vs. absent) as predictors. In order to test for effects of island area and seaweed deposition on the strength of lizard predation we evaluated lizard*log(vegetated area) and lizard*seaweed interactions. Because arthropod abundances were represented by counts we used generalized linear models with a log link function, a Poisson error distribution, and an offset term for sampling effort (number of traps for salticid spiders and wasps, island area for web spiders). For hypothesis testing, we used chi-squared likelihood ratio tests. All analyses were performed using R (R Development Core Team 2014). As in other analyses, we used an island-level random effect to the model of web spiders to account for overdispersion.

The results of these models (Table S2) are generally similar to the results presented in the main text. The only qualitative changes are as follows: 1) in the model with all islands there is a marginally significant effect of area on salticid abundance ($P=0.08$), this effect is not apparent in the model with small islands removed ($P=0.24$); 2) in the model with all islands there is a marginally significant tendency for effects of lizards on wasps to be more pronounced on larger islands (lizard*area interaction: $P=0.098$), this effect is significant in the model with small islands removed (lizard*area interaction: $P=0.039$); 3) in the model with all islands there is a marginally significant trend towards lower web spider abundance on islands with lizards ($P=0.07$), this effect is significant in the model with small islands removed ($P=0.042$).

Analyses of lizard effects on web spiders with block as predictor instead of island area

Our analysis of web spider abundance is complicated by the fact that we use island area as an offset (because we searched the entire island for spiders) and also as a predictor variable (because we are interested in evaluating whether spider abundance varies with island size). It is our impression that this approach is valid, as the offset is assigned a fixed parameter value while the parameters associated with area as a predictor variable is estimated by the model. However, we conducted supplementary analyses in which block was used as a predictor instead of island area, while island area was retained as an offset. This analysis avoids any problems that might arise from using area as both offset and predictor. The results of this analysis are similar to those presented in the main text in that there is a significant effect of seaweed and a marginally significant effect of lizards (Table S3).

Table S1. Characteristics of study islands.

Island	Vegetated area (m ²)	Total area (m ²)	Seaweed biomass (kg)	Seaweed density (kg m ⁻²)*	Seaweed category	Lizards introduced	Lizard density (m ⁻²)*
A21	4.3	29.3	0.05	0.012	low	3	0.705
A24	5.3	21.4	4.25	0.803	moderate	0	0
I04	6.9	20.9	0.30	0.043	low	3	0.434
M01	7.1	20.4	2.13	0.298	moderate	0	0
R02	11.4	13.4	0.05	0.004	low	3	0.263
P05	12.2	34.9	1.50	0.123	low	0	0
A20	12.6	31.4	0.10	0.008	low	3	0.239
W11	13.4	40.7	1.05	0.078	low	0	0
R03	13.7	41.5	1.25	0.091	low	3	0.219
N07	15.3	18.0	1.75	0.115	low	0	0
P06	15.5	31.0	2.75	0.177	moderate	3	0.193
X20	16.0	30.2	5.00	0.312	moderate	0	0
P03	17.3	38.5	1.05	0.061	low	0	0
X08	18.3	30.4	0.20	0.011	low	3	0.164
I01	26.4	88.0	1.28	0.048	low	0	0
X02	29.4	41.9	0.55	0.019	low	0	0
A23	31.0	38.7	0.30	0.010	low	5	0.161
W10	38.1	69.3	0.70	0.018	low	0	0
EB03	39.9	79.7	5.50	0.138	low	6	0.151
S01	44.0	62.9	0.05	0.001	low	7	0.159
S02	46.2	77.0	1.50	0.032	low	0	0
X23	47.1	62.8	9.25	0.196	moderate	7	0.149
B100	49.0	65.4	1.00	0.020	low	0	0
R01	53.3	71.0	2.25	0.042	low	8	0.150
N200	60.1	164.7	5.00	0.083	low	9	0.150
X07	60.2	100.3	0.15	0.002	low	0	0
N100	61.4	76.8	17.00	0.277	moderate	9	0.147
X22	70.5	84.9	12.50	0.177	moderate	0	0
X26	80.7	124.1	15.00	0.186	moderate	12	0.149
P02	89.1	99.0	0.28	0.003	low	0	0
J06	134.2	183.4	16.00	0.119	low	20	0.149
X01	156.8	178.1	4.00	0.026	low	0	0

*Densities calculated using vegetated area

Table S2. Results of statistical analyses of lizard effects on three guilds of invertebrate prey with the block containing the smallest islands removed from the data set used for analysis.

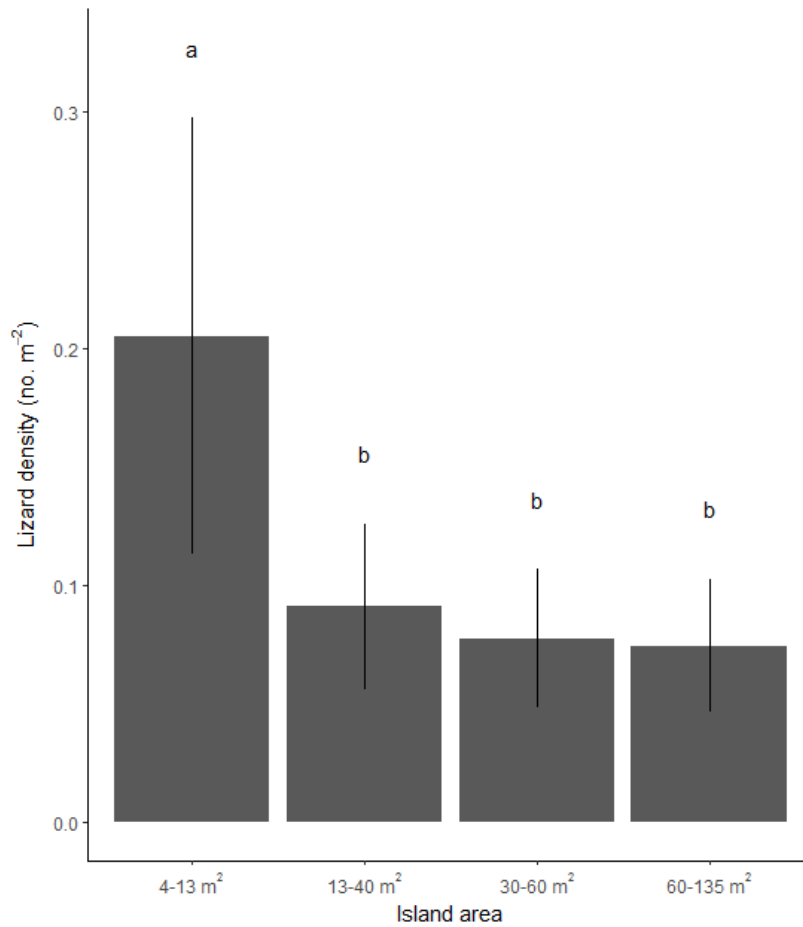
Prey guild	Effect	χ^2	P^a
Salticids	Lizard	8.97	0.003**
	Area	1.38	0.24
	Seaweed	0.26	0.61
	Lizard*Area	4.34	0.03*
	Lizard*Seaweed	2.12	0.15
Wasps	Lizard	41.90	<0.0001*
	Area	10.61	0.001*
	Seaweed	3.56	0.059
	Lizard*Area	4.25	0.039*
	Lizard*Seaweed	0.65	0.42
Web spiders	Lizard	4.14	0.042*
	Area	1.25	0.26
	Seaweed	3.86	0.0495*
	Lizard*Area	0.00	0.96
	Lizard*Seaweed	0.15	0.70

^aAll P-values are based on tests with 1 degree of freedom.

Table S3. Results of statistical analyses of lizard effects on web spider with block representing island area.

Prey guild	Effect	χ^2	P^a
Web spiders	Lizard	3.70	0.054
	Block	3.70	0.30
	Seaweed	6.10	0.01*
	Lizard*Block	1.02	0.80
	Lizard*Seaweed	0.23	0.63

Figure S1. Initial lizard density on lizard-introduction islands in four different size classes (blocks).



Literature cited

- R Development Core Team. 2014. R: A language and environment for statistical computing. R Foundation for Statistical Computing, Vienna, Austria.
- Schoener, T. W., and D. A. Spiller. 1999. Indirect effects in an experimentally staged invasion by a major predator. *American Naturalist* 153:347-358.
- Schoener, T. W., D. A. Spiller, and L. W. Morrison. 1995. Variation in the hymenopteran parasitoid fraction on Bahamian islands. *Acta Oecologica* 16:103-121.
- Spiller, D. A., and T. W. Schoener. 1990. Lizards reduce food consumption by spiders: Mechanisms and consequences. *Oecologia* 83:150-161.
- Spiller, D. A., and T. W. Schoener. 2007. Alteration of island food-web dynamics following major disturbance by hurricanes. *Ecology* 88:37-41.

The effect of lizards on spiders and wasps: variation with island size and marine subsidy

Jonah Piovia-Scott, Louie H. Yang, Amber N. Wright, David A. Spiller, Thomas W. Schoener

Appendix S2: Supplementary Text

The negative effect of lizards on wasps observed in the current study is not consistent with previous studies showing that wasp abundance is higher on islands with lizards (Schoener et al. 1995, Schoener and Spiller 1999a, Spiller and Schoener 2007). However, the effects in these previous studies were most striking when comparing islands on which lizards were present or absent naturally, rather than comparing islands to which lizards were experimentally introduced and control islands, and wasps and lizards may tend to co-occur based on shared habitat preferences (Schoener et al. 1995, Schoener and Spiller 1999a). In addition, the majority of the wasps captured in previous studies were small (none > 4mm in Schoener and Spiller 1999a), while most of the wasps captured in the current study tended to be larger (mean: 4.3 mm, range 1-7 mm), making them more suitable prey for lizards (Spiller and Schoener 1990).

The tendency for reduced lizard effects on wasps on smaller islands was driven largely by the fact that wasp abundance was lower on smaller islands, giving lizards little opportunity to reduce their abundance further. Reduced wasp abundance on smaller islands may be driven by disturbance. For example, previous studies in this system have shown that wasp abundance is reduced by hurricanes (Spiller and Schoener 2007), and our study area was hit by Hurricane Irene in August 2011, about one year before the current study was conducted. It is likely that the effects of hurricane disturbance are more pronounced on smaller islands, as they are lower and thus more exposed to storm surge and wave action, and they are less likely to have enough vegetation or topography to create areas sheltered from high winds. It is also possible that wasps may not be as abundant on smaller islands due to the absence of suitable prey resources.

In contrast to previous studies (Schoener and Spiller 1999b, Schoener et al. 2016), we did not find evidence for variation in the effect of lizards on web spiders across an island size gradient. While the islands used in the current study encompass just a fraction of the island size gradient explored in previous studies, they include the same range of island areas across which an important transition from inconsistent lizard effects to consistently strong negative effects occurred (Schoener et al. 2016). However, the overall effect of lizards on web spider abundance in the current study appeared to be weaker than that observed in previous studies (Schoener and Spiller 1996, Spiller and Schoener 1996), which could have impeded our ability to detect patterns associated with island size. It is possible that stronger effects would have developed over a longer time period – Schoener and Spiller (1996) found that lizard effects on web spider abundance developed gradually during the first year after lizard introduction, a delay that was particularly pronounced for *E. cazieri* (Schoener and Spiller 1999b), the most common species observed in the current study.

Schoener, T. W., and D. A. Spiller. 1996. Devastation of prey diversity by experimentally introduced predators in the field. *Nature* 381:691-694.

- Schoener, T. W., and D. A. Spiller. 1999a. Indirect effects in an experimentally staged invasion by a major predator. *American Naturalist* 153:347-358.
- Schoener, T. W., and D. A. Spiller. 1999b. Variation in the magnitude of a predator's effect from small to large islands. Pages 35-66 *Ecologia de les Iles*, Palma, Spain.
- Schoener, T. W., D. A. Spiller, and L. W. Morrison. 1995. Variation in the hymenopteran parasitoid fraction on Bahamian islands. *Acta Oecologica* 16:103-121.
- Schoener, T. W., D. A. Spiller, and J. Piovato-Scott. 2016. Variation in ecological interaction strength with island area: theory and data from the Bahamian archipelago. *Global Ecology and Biogeography* 25:891-899.
- Spiller, D. A., and T. W. Schoener. 1990. Lizards reduce food consumption by spiders: mechanisms and consequences. *Oecologia* 83:150-161.
- Spiller, D. A., and T. W. Schoener. 1996. Food-web dynamics on some small subtropical islands: Effects of top and intermediate predators. Pages 160-169 *in* G. A. Polis and K. O. Winemiller, editors. *Food webs: integration of pattern and dynamics*. Chapman & Hall, New York, USA.
- Spiller, D. A., and T. W. Schoener. 2007. Alteration of island food-web dynamics following major disturbance by hurricanes. *Ecology* 88:37-41.

Ecosphere

The effect of lizards on spiders and wasps: variation with island size and marine subsidy

Jonah Piovia-Scott^{1†}, Louie H. Yang², Amber N. Wright³, David A. Spiller⁴, Thomas W. Schoener⁴

¹ School of Biological Sciences, Washington State University, 14204 NE Salmon Creek Avenue, Vancouver, WA 98686, USA

² Department of Entomology and Nematology, University of California, One Shields Avenue, Davis, CA 95616, USA

³ Department of Biology, University of Hawaii, Manoa, 2500 Campus Road, Honolulu, HI 96822

⁴ Department of Evolution and Ecology, University of California, One Shields Avenue, Davis, CA 95616, USA

[†]jonah.piovia-scott@wsu.edu

DataS1.csv: Raw data

Column heading	Description
ExperimentalUnit	Island identifier
NumberTraps	Number of bowl traps and sticky traps set on each island
VegArea_m2	Vegetated area (m ²)
block	Block (1-4)
LizardTreatment	Lizard treatment: present (i.e., introduced) or absent
swCat	Seaweed deposition category: low or moderate
swDens_kgm2	Seaweed density (kg m ⁻²)
numberSalticids	Number of salticid spiders in September 2012 (after lizard introduction)
numSaltMay2012	Number of salticid spiders in May 2012 (before lizard introduction)
area.logc	Ln(vegetated area); centered so that the mean value = 0
numberWasps	Number of wasps in September 2012 (after lizard introduction)
numWaspMay2012	Number of wasps in May 2012 (before lizard introduction)
numberwebs	Number of web spiders in September 2012 (after lizard introduction)
numWebMay2012	Number of web spiders in May 2012 (before lizard introduction)

Ecosphere

The effect of lizards on spiders and wasps: variation with island size and marine subsidy

Jonah Piovia-Scott^{1†}, Louie H. Yang², Amber N. Wright³, David A. Spiller⁴, Thomas W. Schoener⁴

¹ School of Biological Sciences, Washington State University, 14204 NE Salmon Creek Avenue, Vancouver, WA 98686, USA

² Department of Entomology and Nematology, University of California, One Shields Avenue, Davis, CA 95616, USA

³ Department of Biology, University of Hawaii, Manoa, 2500 Campus Road, Honolulu, HI 96822

⁴ Department of Evolution and Ecology, University of California, One Shields Avenue, Davis, CA 95616, USA

[†]jonah.piovia-scott@wsu.edu

DataS2.r: R code for analyses