


# Web of Science, Scopus, & Altmetrics:

Manage Author Profiles to Maximize Scholarly Impact

**Digital Scholarship Services**  
University of California Irvine Libraries  
October 31, 2017

## Author Profiles

Author Profiles - Self-presentation is particularly important when it comes to conveying professionalism.



[Researcher ID](#) - linked to Thomson Reuter's *Web of Knowledge* platform

ResearcherID provides a solution to the author ambiguity problem within the scholarly research community. Each member is assigned a unique identifier to enable researchers to manage their publication lists, track their times cited counts and h-index, identify potential collaborators and avoid author misidentification. In addition, your ResearcherID information integrates with the *Web of Science* and is ORCID compliant, allowing you to claim and showcase your publications from a single one account. Search the registry to find collaborators, review publication lists and explore how research is used around the world!

**Brown, Mitchell C** [Get A Badge](#) [ResearcherID Labs](#) 

---

<b>ResearcherID:</b> C-2436-2014	<b>My Institutions</b> ( <a href="#">more details</a> )
<b>Other Names:</b>	<b>Primary Institution:</b> University of California Irvine, UCI
<b>E-mail:</b> mcbrown@uci.edu	<b>Sub-org./Dept:</b> Library
<b>URL:</b> <a href="http://www.researcherid.com/rid/C-2436-2014">http://www.researcherid.com/rid/C-2436-2014</a>	<b>Role:</b> Librarian
<b>Subject:</b> <a href="#">Enter a Subject</a>	<b>Joint Affiliation:</b>
<b>Keywords:</b> <a href="#">Enter a Keyword</a>	<b>Sub-org./Dept:</b>
<b>ORCID:</b> <a href="http://orcid.org/0000-0002-3366-1281">http://orcid.org/0000-0002-3366-1281</a>	<b>Role:</b>
<a href="#">Exchange Data With ORCID</a>	<b>Past Institutions:</b>

---

**Description:** [Enter a Description](#)

**My URLs:**

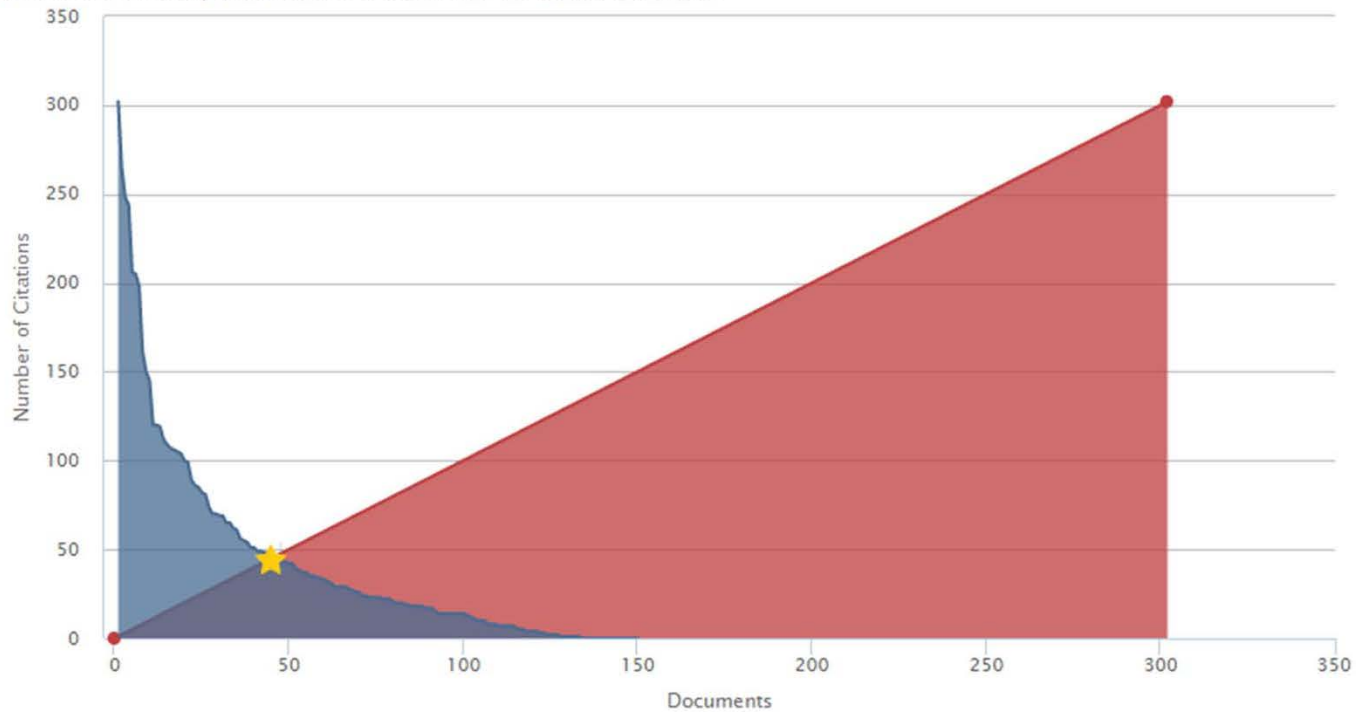
## How can I use an h-graph?

The *h*-graph is one way of displaying and comparing the productivity and impact of published work of scholars. The *h*-index is the method used which was developed by [J. E. Hirsch](#).

The *h*-index is based on the highest number of papers included that have had at least the same number of citations. The graph shows a 45 degree line which models a 1:1 relationship between publishing articles and being cited. An author's publishing history is mapped out on this graph, beginning with their publication with the highest citations to the lowest.

### This author's *h*-index is 45

The *h*-index is based upon the number of documents and number of citations.



## How is the h-graph calculated?

- The *h*-index is available in both a graph and a document list from the [Analyze Author Output](#) page. The graph displays information as an interactive graph for authors, multiple authors, or a group of selected documents.

The graph includes two lines: *h*-index and the 45 degree line:

- The *h*-index represents the number citations received for each of the articles in descending order.
- The 45 degree line represents the number of citations equal to the number of articles. Where the author's line meets the 45 degree line marks the *h*-index, and it can be used to compare different scholars

## Scopus ID

The Scopus Author Identifier assigns a unique number to groups of documents written by the same author via an algorithm that matches authorship based on a certain criteria. If a document cannot be confidently matched with an author identifier, it is grouped separately. In this case, you may see more than 1 entry for the same author.

**Brown, Mitchell C.**  
UC Irvine, Irvine, United States  
Author ID: 56309538500

Documents: 11  
Citations: 9 total citations by 9 documents  
*h*-index: 2 ?  
Co-authors: 13  
Subject area: Social Sciences , Medicine [View More](#)

[Analyze author output](#)  
[View citation overview](#)  
[View \*h\*-graph](#)

---

**11 Documents** | Cited by 9 documents | 13 co-authors

11 documents [View in search results format](#)

---

[Export all](#) | [Add all to list](#) | [Set document alert](#) | [Set document feed](#)

**Follow this Author** Receive emails when this author publishes new articles

- [Get citation alerts](#)
- [Add to ORCID ?](#)
- [Request author detail corrections](#)

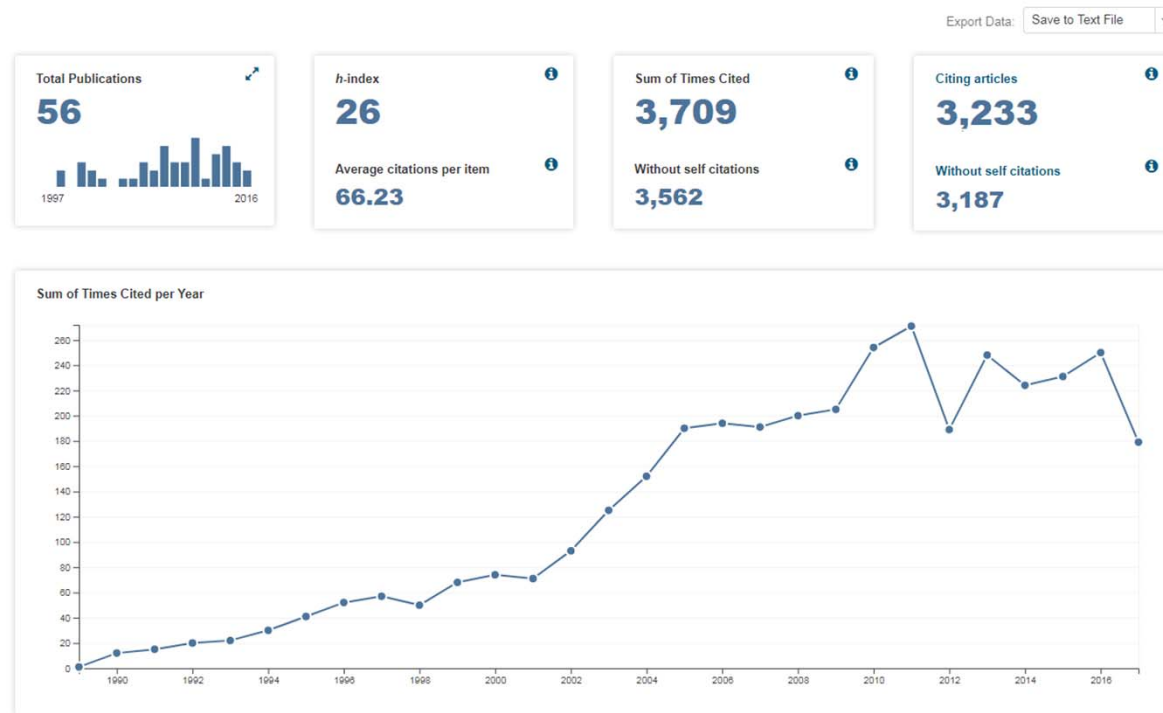


## What is the Scopus Author Identifier?

- Some authors have similar names, or their names can appear differently in various publications. The Scopus Author Identifier distinguishes between these names by assigning each author in Scopus a unique number and grouping together all of the documents written by that author.
- For example, an author may appear as *Lewis, M.*; *Lewis, M. J.*; and *Lewis, Michael* in different publications, or there may be two authors named *John Smith*.



# Citation report for Professor Roxane C. Silver



# Altmetrics

*Definition:* measuring features beyond journal impact-factor and citation counts

- <http://altmetrics.org/tools/>
- [ImpactStory](#) is a Web-based application that makes it easy to track the impact of a wide range of research artifacts (such as papers, datasets, slides, research code). The system aggregates impact data from many sources, from Mendeley to GitHub to Twitter and more, and displays it in a single, permalinked report.

## Altmetrics

- Sources of some of the metrics that are measured:  
[Altmetric.com](http://altmetric.com) (for blog post, Facebook, Google+ and Twitter data), [CiteULike](#), [CrossRef](#), [Delicious](#), [Figshare](#), [Mendeley](#), [PLOS](#), [PubMed](#), [Scopus](#), [Slideshare](#), [Wikipedia](#).





Close x

- Tweeted by **597**
  - Blogged by **22**
  - On **20** Facebook pages
  - Mentioned in **16** Google+ posts
  - Picked up by **8** news outlets
  - 228** readers on Mendeley
  - 4** readers on CiteULike
- [Click for more details](#)

### Supported ID types:

- Article PMIDs
- Article DOIs
- Dataset DOIs
- GitHub repo URLs
- Webpage URLs
- Slide deck URLs
- Video URLs

## Altmetrics



# ImpactStory



[ImpactStory](#) is a Web-based application that makes it easy to track the impact of a wide range of research artifacts (such as papers, datasets, slides, research code). The system aggregates impact data from many sources, from Mendeley to GitHub to Twitter and more, and displays it in a single, permalinked report.

# Contact Information

Mitchell Brown

Scholarly Communications Coordinator

Email: [mcbrown@uci.edu](mailto:mcbrown@uci.edu)

Questions?