

Lawrence Berkeley National Laboratory

Recent Work

Title

PRODUCTION OF POSITIVE MESONS BY PHOTONS ON HYDROGEN

Permalink

<https://escholarship.org/uc/item/44f9j816>

Authors

Bishop, A.S.
Steinberger, J.
Cook, Leslie J.

Publication Date

1950-06-26

UNIVERSITY OF CALIFORNIA - BERKELEY

UCRL- 774
cy 2

TWO-WEEK LOAN COPY

*This is a Library Circulating Copy
which may be borrowed for two weeks.
For a personal retention copy, call
Tech. Info. Division, Ext. 5545*

RADIATION LABORATORY

DISCLAIMER

This document was prepared as an account of work sponsored by the United States Government. While this document is believed to contain correct information, neither the United States Government nor any agency thereof, nor the Regents of the University of California, nor any of their employees, makes any warranty, express or implied, or assumes any legal responsibility for the accuracy, completeness, or usefulness of any information, apparatus, product, or process disclosed, or represents that its use would not infringe privately owned rights. Reference herein to any specific commercial product, process, or service by its trade name, trademark, manufacturer, or otherwise, does not necessarily constitute or imply its endorsement, recommendation, or favoring by the United States Government or any agency thereof, or the Regents of the University of California. The views and opinions of authors expressed herein do not necessarily state or reflect those of the United States Government or any agency thereof or the Regents of the University of California.

UNIVERSITY OF CALIFORNIA
Radiation Laboratory

Contract No. W-7405-eng-48

Production of Positive Mesons by Photons on Hydrogen

A. S. Bishop, J. Steinberger, and Leslie J. Cook

June 26, 1950

Berkeley, California

-2-

INSTALLATIONNo. of Copies

Argonne National Laboratory	8
Armed Forces Special Weapons Project	1
Atomic Energy Commission, Washington	2
Battelle Memorial Institute	1
Brush Beryllium Company	1
Brookhaven National Laboratory	8
Bureau of Medicine and Surgery	1
Bureau of Ships	1
Carbide and Carbon Chemicals Div., Union Carbide and Carbon Corp. (K-25 Plant)	4
Carbide and Carbon Chemicals Div., Union Carbide and Carbon Corp. (Y-12 Plant)	4
Chicago Operations Office	1
Cleveland Area Office, AEC	1
Columbia University (J. R. Dunning)	2
Columbia University (G. Failla)	1
Dow Chemical Company	1
H. K. Ferguson Company	1
General Electric Company, Richland	3
Harshaw Chemical Corporation	1
Idaho Operations Office	1
Iowa State College	2
Kansas City Operations Branch	1
Kellogg Corporation	2
Knolls Atomic Power Laboratory	4
Los Alamos Scientific Laboratory	3
Mallinckrodt Chemical Works	1
Massachusetts Institute of Technology (A. Gaudin)	1
Massachusetts Institute of Technology (A. H. Kaufmann)	1
Mound Laboratory	3
National Advisory Committee for Aeronautics	2
National Bureau of Standards	2
Naval Radiological Defense Laboratory	2
New Brunswick Laboratory	1
New York Operations Office	5
North American Aviation, Inc.	1
Oak Ridge National Laboratory	8
Patent Branch, Washington	1
Rand Corporation	1
Sandia Laboratory	1
Santa Fe Operations Office	1
Sylvania Electric Products, Inc.	1
Technical Information Division, Oak Ridge	15
USAF, Air Surgeon (R. H. Blount)	1
USAF, Director of Armament (C. I. Browne)	1
USAF, Director of Plans and Operations (R. L. Applegate)	1
USAF, Director of Research and Development (F. W. Bruner and R. J. Mason)	2
USAF, Eglin Air Force Base (A. C. Field)	1

INSTALLATION

No. of Copies

USAF, Kirtland Air Force Base (M. F. Cooper)	1
USAF, Maxwell Air Force Base (F. N. Moyers)	1
USAF, NEPA Office	2
USAF, Office of Atomic Energy (A. A. Fickel and H. C. Donnelly)	2
USAF, Offutt Air Force Base (H. R. Sullivan, Jr.)	1
USAF, Wright-Patterson Air Force Base (Rodney Nudenberg)	1
U. S. Army, Atomic Energy Branch (A. W. Betts)	1
U. S. Army, Army Field Forces (James Kerr)	1
U. S. Army, Commanding General, Chemical Corps Technical Command (J. A. MacLaughlin thru Mrs. G. Benjamin)	1
U. S. Army, Chief of Ordnance (A. R. Del Campo)	1
U. S. Army, Commanding Officer Watertown Arsenal (C. H. Deitrick)	1
U. S. Army, Director of Operations Research (Ellis Johnson)	1
U. S. Army, Office of Engineers (Allen O'Leary)	1
U. S. Army, Office of the Chief Signal Officer (Curtis T. Clayton thru G. C. Hunt)	1
U. S. Army, Office of the Surgeon General (W. S. Stone)	1
U. S. Geological Survey (T. B. Nolan)	1
U. S. Public Health Service	1
University of California at Los Angeles	1
University of California Radiation Laboratory	5
University of Rochester	2
University of Washington	1
Western Reserve University	2
Westinghouse Electric Company	4
University of Rochester (R. E. Marshak)	1
California Institute of Technology (R. F. Bacher)	1

Total 144

Information Division
Radiation Laboratory
University of California
Berkeley, California

Production of Positive Mesons by Photons on Hydrogen

A. S. Bishop, J. Steinberger, and Leslie J. Cook

Radiation Laboratory, Department of Physics
University of California, Berkeley, California

June 26, 1950

A short time ago we reported some features of the production of mesons on carbon and hydrogen by photons.⁽¹⁾ The hydrogen cross sections had been obtained by a paraffin-carbon subtraction. The experiment has been repeated, using the same counting technique, but liquid hydrogen as a target. The new data have better energy resolution and statistical accuracy.

The reaction is $\gamma + P \rightarrow \pi^+ + N$. The photons are produced in the Berkeley synchrotron with a bremsstrahlung spectrum of 330 Mev maximum energy. In the experiment, both meson range and angle of production with respect to the beam are measured. The energy of the meson is computed by means of the range energy relation, and that of the responsible photon by the conservation laws. It is possible, therefore, to measure cross sections as a function of photon energy, despite the continuous character of the x-ray spectrum.

Fig. 1 shows the energy spectrum of mesons produced at 90° to the beam direction, as well as the number of photons as a function of the energy of the mesons which they produce. The x-ray spectrum is the theoretical bremsstrahlung spectrum⁽²⁾ corrected for:

(a) thickness of target producing the x-rays,

(1) J. Steinberger and A. S. Bishop, Phys. Rev. 78, 494 (1950)

(2) This spectrum has been checked and shown to be correct within the accuracy of their experiment by Walter Hartsough, Milton Hill, and Wilson M. Powell; Phys. Rev. (in press)

- (b) variation of electron energy due to variations in the magnetic field of the synchrotron during the 2×10^{-3} sec. period of x-ray emission,
- (c) angular resolution of the meson production angle.⁽³⁾

Dividing the meson spectrum by the photon spectrum, one obtains the cross section for meson production at 90° in the laboratory system as a function of photon energy (Fig. 2). One source of error is the nuclear absorption of the mesons, which discriminates against the higher energy mesons. It is improbable that the nuclear absorption proceeds with larger cross section than nuclear area. To show the upper limit of this effect, we include in Fig. 2 the excitation function, revised on the basis that the nuclear absorption cross section is equal to the nuclear area.⁽⁴⁾

The angular distribution of mesons produced by 250 Mev photons is shown in Fig. 3 together with the older results.⁽¹⁾ Since no attempt has yet been made to obtain an accurate absolute cross section, the results from the two experiments were normalized in absolute magnitude to give the best fit. As has already been pointed out, the angular distribution shows clearly that photo-meson production is not a dipole photo effect, as predicted by scalar meson theory, but that the interaction of the nuclear spin with the photon must play an important role.

A full account of these experiments, together with a discussion of their theoretical significance, is being prepared.

-
- (3) Since the meson production angle enters into the correspondence between photon and meson energies, any lack of angular resolution will result in a dispersion in the photon energy in this analysis.
 - (4) The cross section for producing nuclear events at high meson energies is approximately equal to the nuclear area, according to the experiments of U. Camerini, P. H. Fowler, W. O. Lock, and H. Muirhead, *Phil. Mag.* 41, 413 (1950)

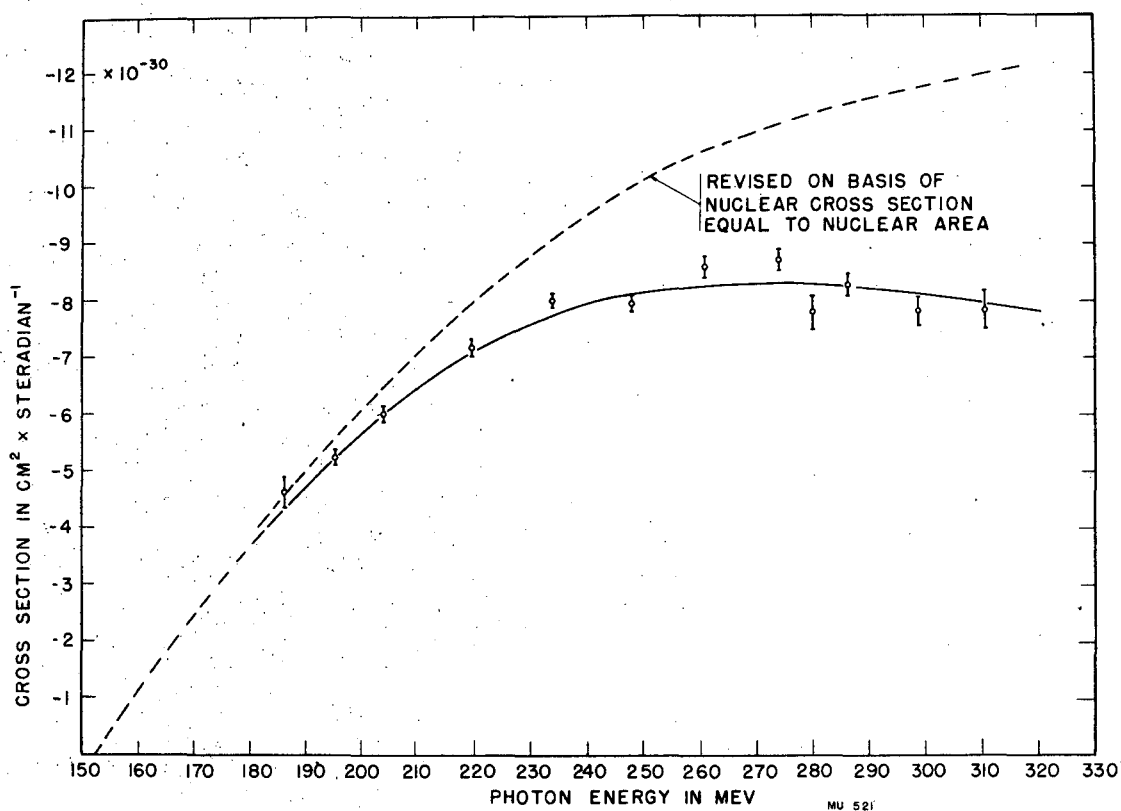
We are indebted to Dr. V. Z. Peterson for the use of his hydrogen target in the angular distribution measurements, and to Professor E. M. McMillan for stimulating discussions about this work. The bombardments were carried out by the synchrotron crew under the direction of W. Gibbins and G. McFarland. This work was performed under the auspices of the Atomic Energy Commission.

Figure Captions

Fig. 1 - Energy distribution of π^+ -mesons at 90° from hydrogen. Also shown is the energy distribution of the photons responsible for meson production (see text). The quantity Q is defined to be the energy in the x-ray beam divided by the maximum photon energy.

Fig. 2 - Excitation function for the photoproduction of π^+ -mesons at 90° from hydrogen, with and without correction for nuclear absorption.

Fig. 3 - Angular distribution (in center of mass system) of π^+ -mesons produced in hydrogen by 250 Mev photons (laboratory system), with and without corrections for nuclear absorption.



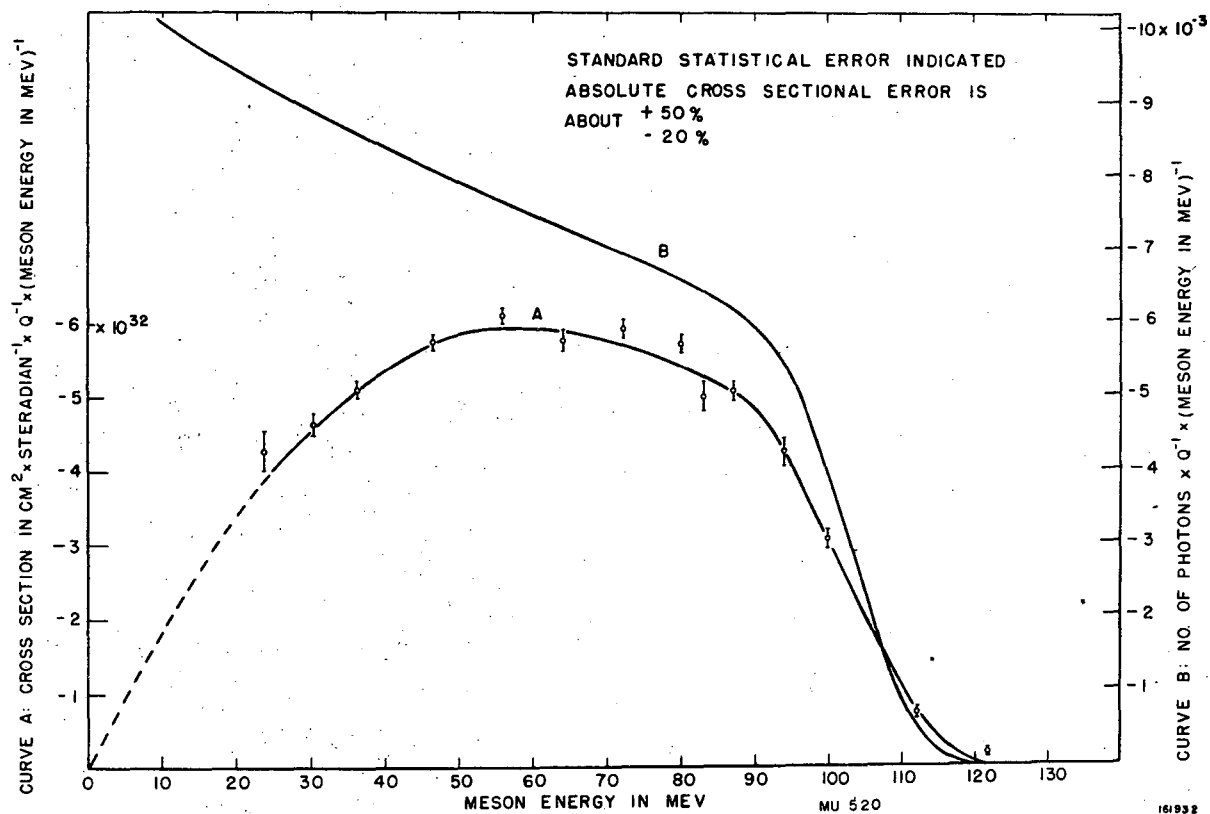


FIG. 2

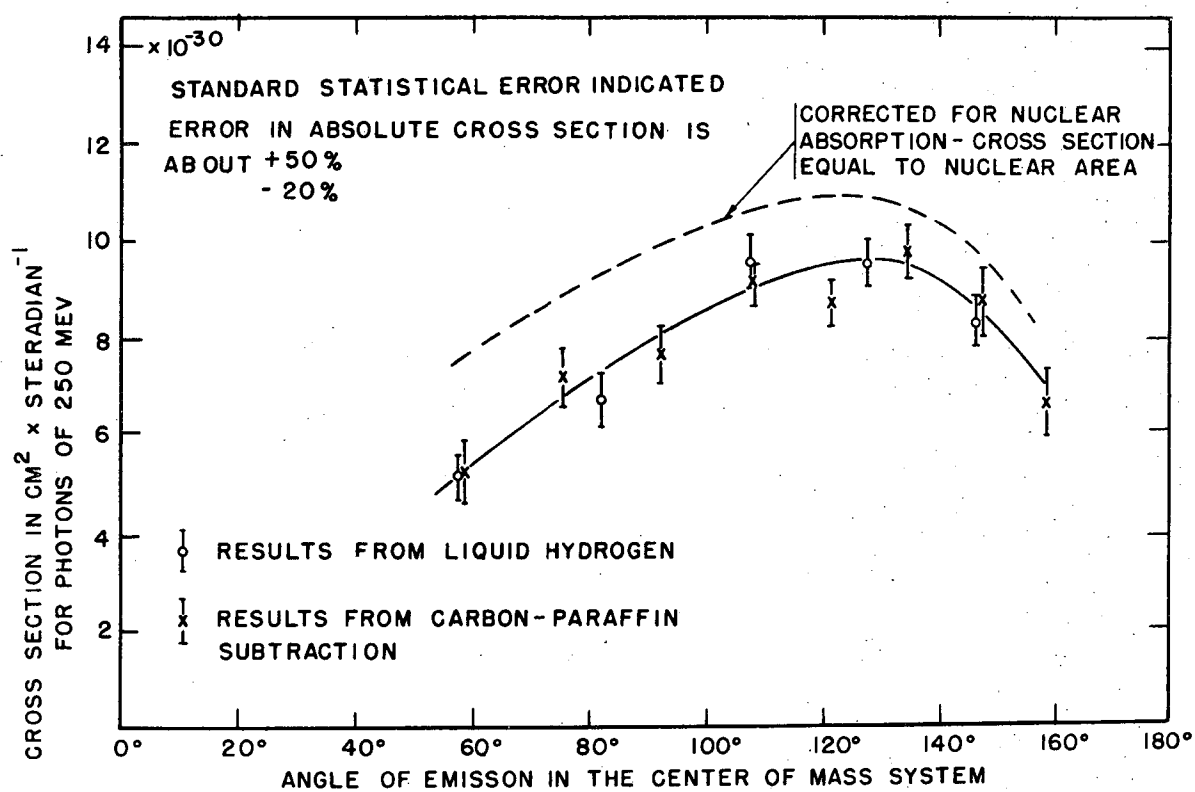


FIG. 3

MU 519