

UCLA

UCLA Previously Published Works

Title

Regioselective, catalytic 1,1-difluorination of enynes.

Permalink

<https://escholarship.org/uc/item/3xt1c98d>

Journal

Nature Chemistry, 15(11)

Authors

Wang, Zi-Xuan

Livingstone, Keith

Hümpel, Carla

et al.

Publication Date

2023-11-01

DOI

10.1038/s41557-023-01344-5

Peer reviewed

Regioselective, catalytic 1,1-difluorination of enynes

Received: 22 February 2023

Accepted: 12 September 2023

Published online: 16 October 2023

Check for updates

Zi-Xuan Wang¹, Keith Livingstone¹, Carla Hümpel¹, Constantin G. Daniliuc¹, Christian Mück-Lichtenfeld¹ & Ryan Gilmour^{1,2}✉

Fluorinated small molecules are prevalent across the functional small-molecule spectrum, but the scarcity of naturally occurring sources creates an opportunity for creative endeavour in developing routes to access these important materials. Iodine(I)/iodine(III) catalysis has proven to be particularly well-suited to this task, enabling abundant alkene substrates to be readily intercepted by in situ-generated λ^3 -iodanes and processed to high-value (di)fluorinated products. These organocatalysis paradigms often emulate metal-based processes by engaging the π bond and, in the case of styrenes, facilitating fluorinative phenonium-ion rearrangements to generate difluoromethylene units. Here we demonstrate that enynes are competent proxies for styrenes, thereby mitigating the recurrent need for aryl substituents, and enabling highly versatile homopropargylic difluorides to be generated in an operationally simple manner. The scope of the method is disclosed, together with application in target synthesis (>30 examples, up to >90% yield).

The synergistic interplay of precision synthesis^{1,2} and functional small-molecule design³ continues to be a major driver of innovation in both disciplines. In the vanguard of enabling technologies, fluorination has a venerable history in tailoring the physicochemical traits of promising active pharmaceutical ingredients (APIs), and the societal impact of Fried's seminal work on fluorinated steroids is a compelling exemplar⁴. Function-driven synthesis thus continues to provide a powerful incentive to expand the current methodological arsenal under the auspices of atom and step efficiency⁵. In particular, the success of the geminal-difluoromethylene group in leading pharmaceuticals has stimulated much interest in the development of main group catalysis-based strategies to facilitate installation from readily available precursors^{6–8}.

The prominence of fluorination patterns in contemporary drug discovery^{9–14} disguises the comparative scarcity of naturally occurring organofluorines in marine and terrestrial environments^{15,16}. Although more than 5,000 halogen-containing natural products have been described so far^{17,18}, and fluorine sources are accessible, it is manifest that nature has not been compelled to evolved fluorine biochemistry to any substantial degree^{19,20}. This fluorous juxtaposition between natural and synthetic functional small molecules continues to provide

opportunities for the conception and development of new molecular entities with geometries and physiochemistries that are not encountered in biology^{21–23}, and it logically follows that this continues to expand the chemical space available for function-driven synthesis. A compelling exemplar is the bond-angle distortion that results from CH_2 to CF_2 replacement²⁴, which renders the difluoromethylene group a validated bioisostere of oxygen in phosphate mimics^{25,26}. This motif is finding increasing application in the small-molecule drug repertoire, with prominent examples including lubiprostone (Amitiza), tafluprost (Taflostan) and various 5-HT_{1D} agonists (Fig. 1a)²⁷. Motivated by the demand for new fluorinated modules for medicinal chemistry^{12,14}, and cognizant of the emergent importance of alkyne-containing APIs such as efavirenz (Estiva) and levonorgestrel (PlanB One-Step), it was envisaged that a route to homopropargylic difluorides would address a gap in the discovery portfolio: this would provide isosteric surrogates of propargylic ethers and alcohols in which the electronegativity of the fluorine atoms would emulate the non-bonding electron pairs²⁸.

Of the many enabling innovations that enable direct, geminal difluoromethylation of alkenes, hypervalent iodine (I/III) catalysis has proven particularly powerful^{29–39}. However, a precondition of this

¹Institute for Organic Chemistry, Westfälische Wilhelms-Universität (WWU) Münster, Münster, Germany. ²Cells in Motion (CiM) Interfaculty Center, Westfälische Wilhelms-Universität (WWU) Münster, Münster, Germany. ✉e-mail: ryan.gilmour@uni-muenster.de

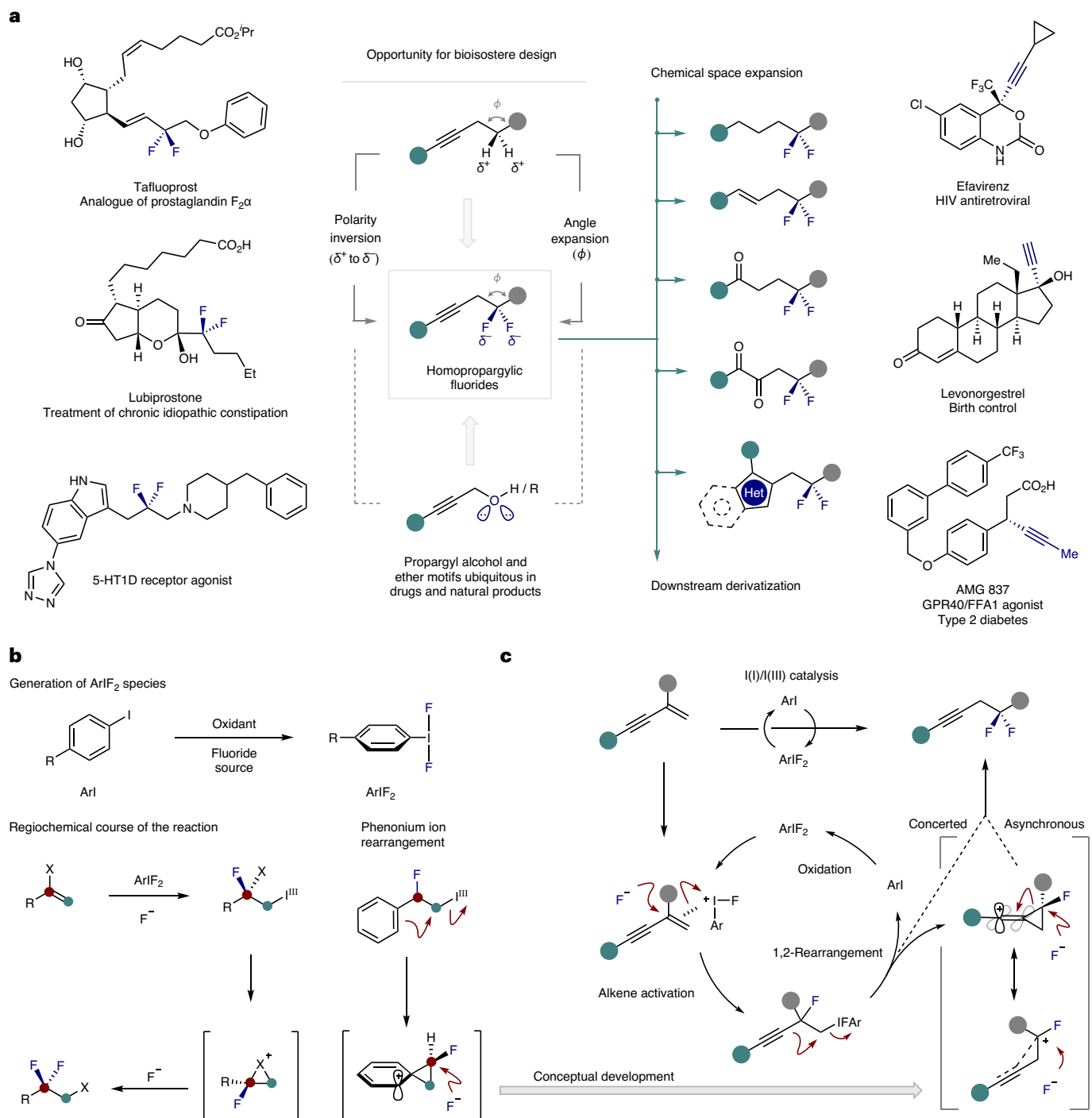


Fig. 1 | Development of a catalytic *gem*-difluorination of enynes. **a, Bioisostere design and examples of bioactive molecules containing a CF_2 or alkyne moiety. **b**, Hypervalent iodine-catalysed *gem*-difluorination of alkenes and the phenonium-ion rearrangement. **c**, Reaction blueprint to enable catalysis-based**

fluorinative alkyne-migration. The electron-rich alkyne is envisaged to be a competent proxy for phenyl, enabling the phenonium-ion rearrangement to be replaced by a formal 1,2-alkynyl shift via a stabilized vinyl cation.

strategy is the requirement for substrates that undergo skeletal rearrangement to ensure that the desired 1,1-regioselectivity of the fluorination is reached (Fig. 1b)⁴⁰. This restraint continues to limit the scope of the transformation to styrene derivatives in which a phenonium-ion rearrangement occurs^{41–45}. Although the introduction of heteroatom substituents partially circumvents this limitation^{35,36,46–48}, geminal difluorination in the presence of carbon-based groups, in the absence of aryl substituents⁴³, remain conspicuously challenging. To address

this, it was envisaged that enynes would be attractive substrates in which the electron-rich alkyne would serve as a phenyl proxy. This would enable the regiochemical paradigm predicated on the phenonium-ion rearrangement to be replaced by a formal 1,2-alkynyl shift via a stabilized vinyl cation (Fig. 1c). Homopropargylic fluorides would also enable direct access to homoallylic and alkyl difluorides, thereby expanding the impact of catalytic difluorinations enabled by I(I)/I(III) catalysis.

Table 1 | Reaction optimization

Entry	Modified conditions	Yield (%)
1	Amine-HF 1:4.5	55
2	Amine-HF 1:9.2	41
3	Oxone as oxidant	51
4	<i>m</i> -CPBA as oxidant ^a	74
5	10 mol% <i>p</i> -Toll	78
6	Reaction at 0 °C	24
7 ^b	No catalyst	<5
8	No oxidant	<5

Standard reaction conditions: enyne **1** (0.1 mmol), catalyst (20 mol%), amine-HF 1:7.0 (0.25 ml), CHCl₃ (0.25 ml) and Selectfluor (0.15 mmol). Yields were determined by ¹⁹F NMR using ethyl fluoroacetate as an internal standard. ^ameta-Chloroperoxybenzoic. ^bAmine-HF ratio changed to 1:7.5.

A catalytic cycle was conceived based on the in situ generation of an ArIF₂ species, via a process of ligand exchange, that would promote an alkene-activation and fluorination sequence. Should the key rearrangement be successful, then the product cation would benefit from fluorine as a stabilizing auxiliary⁴⁹. This would provide a facile route to homopropargylic difluorides, in which the alkyne handle would facilitate downstream functionalization.

Results and discussion

To validate the working hypothesis delineated in Fig. 1c, enyne **1** was prepared and exposed to catalysis conditions using various inexpensive aryl iodides, oxidants and HF sources (Table 1). Initially, *p*-Toll was combined with Selectfluor and amine-HF (1:7 ratio) in chloroform at ambient temperature. This enabled the desired homopropargylic fluoride **1** to be generated in 88% yield. Importantly, the *vicinal* regioisomer was not formed under these conditions, as determined by ¹⁹F NMR (<5%). However, in the absence of the catalyst, the *vicinal* difluoride was formed in 13% yield. A screen of electronically modulated catalysts confirmed the superiority of *p*-Toll, and revealed the following trend: *p*-Me > *p*-H > *p*-CO₂Me > *p*-OMe. Modifying the amine:HF ratio or the oxidant were found to have a detrimental effect on the reaction outcome (Table 1).

Having identified optimized conditions for the title reaction, the scope and limitations of the transformation were investigated. In the course of this process, reactivity differences were noted in response to subtle changes in the amine:HF ratio. This is in line with early observations related to the impact of trifluoroacetic acid on the reactivity of iodobenzene dichloride⁵⁰. For that purpose, a gradient of amine:HF ratios was considered starting from 1:4.5 and increasing to 1:7.0 (denoted A–F). For simplicity, only the most effective conditions are indicated in Table 2. Initially, the impact of modifying the capping aryl group was investigated while keeping the alkene substituent constant (R = Me). This enabled a series of *gem*-difluorides to be generated, and demonstrated functional-group compatibility with electron-withdrawing groups, halogens and small alkyl fragments (**1–10**, up to 83%). In the case of product **2**, it was possible to rigorously

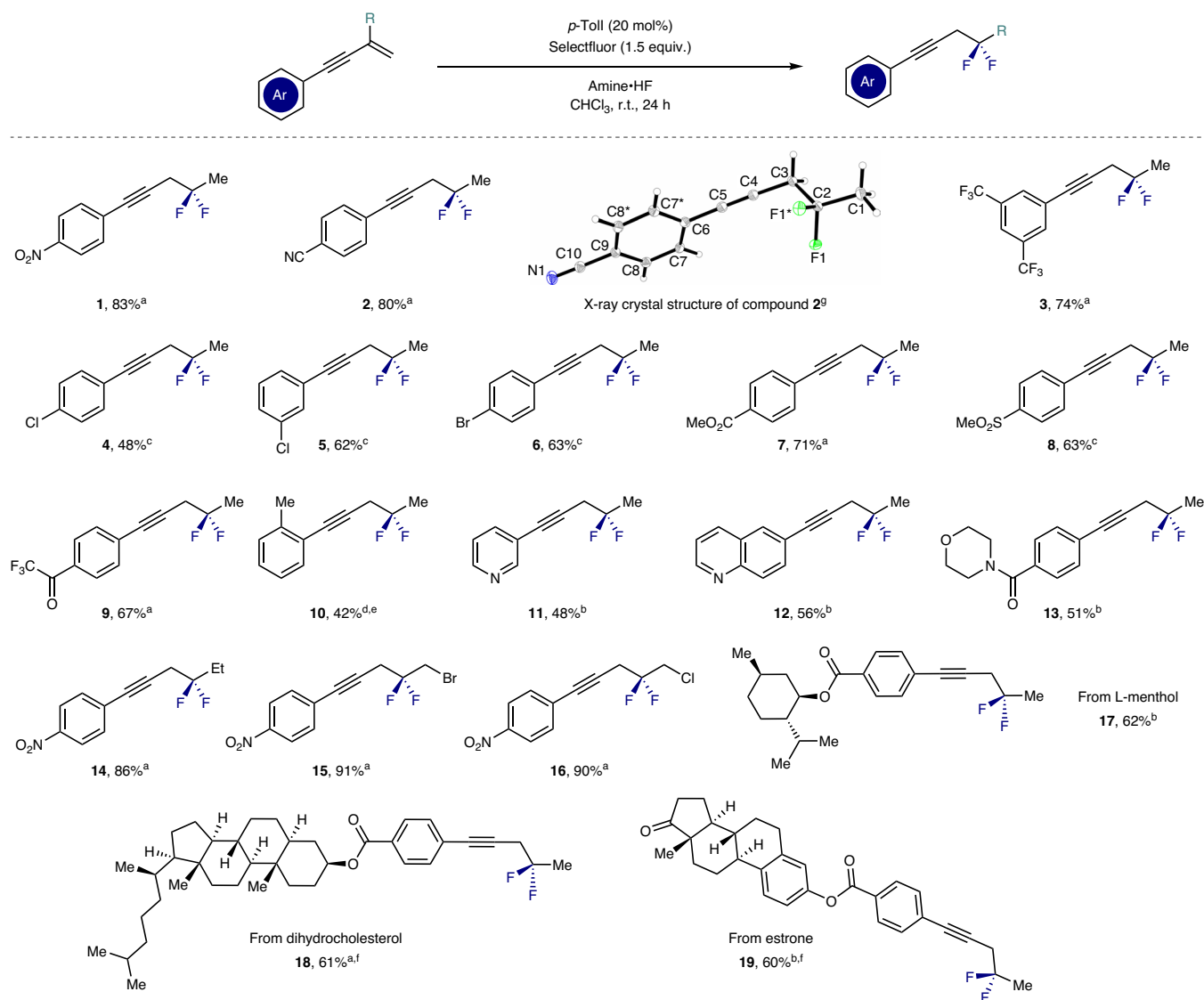
establish the molecular connectivity by single-crystal X-ray diffraction (Table 2; CCDC 2256836). Gratifyingly, the method also proved to be compatible with medicinally relevant heterocycles such as pyridines, quinolines and morpholines (**11–13**, up to 56%). Furthermore, it was possible to replace R = Me with R = CH₂X (X = Br and Cl) to create linchpins that could be functionalized at the proximal C(*sp*³) position (**15** and **16**, up to 91%). Finally, the compatibility of the method with more complex natural-product-derived scaffolds was validated (**17–19**).

To advance the scope of the transformation beyond aryl-substituted enynes, aliphatic derivatives were then explored with a view to applying the method to target synthesis (Table 3). Simple alkyl and cycloalkyl derivatives were tolerated (**20** and **21**, up to 63%) and it was possible to introduce functionality in the form of phthalimides (**22**, 50%) and ethers (**23**, 71%). Substrates with potentially challenging benzylic/propargylic positions such as **24** were smoothly converted to the desired product. The transformation was found to be chemoselective for the enyne versus cinnamoyl motifs (**25**, 64%), and alkyneic esters (**26**, 63%), tosylates (**27**, 56%) and alcohols (**28**, 41%) were compatible. Modifying the alkyl substituent was possible (**29**, **30**) and enabled the 1,2,2-trifluoro motif to be generated in a facile manner. The introduction of more complex heterocycles, such as in febusostat (Adenuric) derivative **32**, is an encouraging validation of the method in a drug-discovery setting. With a view to accessing the parent motif derived from the unsubstituted enyne, the triisopropylsilyl (TIPS)-acetylene **33** was prepared in 67% yield.

To demonstrate the synthetic utility of this geminal difluorination of enynes, two representative experiments were validated on a 4.0 mmol scale (Fig. 2a), and a series of product derivatization reactions were conducted (Fig. 2b). Initially, alkyne **20** was fully and partially reduced⁵¹ to the alkane and alkene products **34** and **35**, respectively. To demonstrate the value of the homopropargylic fluorides in heterocycle formation, compound **4** was converted to the quinoxaline **36** through Ru-catalysed oxidation of the alkyne and concomitant condensation with 1,2-phenyldiamine^{52,53}. Desilylation of compound **33** with tetrabutylammonium fluoride (TBAF) furnished the terminal alkyne **37** in 85% yield: this could then be processed further to triazole **38** via a copper-catalysed click reaction⁵⁴. In situ deprotection of **33** and subsequent Sonogashira cross-coupling proved facile, enabling the electron-rich aryl alkyne **39** to be generated in 64% yield. Because electron-rich enynes undergo uncatalysed side reactions with the Selectfluor⁵⁵, this approach enables the geminal difluorination products to be generated by an alternative route. Finally, the compatibility of the motif under Suzuki–Miyaura conditions was demonstrated through the generation of compound **40** (93% yield)⁵⁶.

A concise route to the CF₂-modified palmitic acid **44** was conceived to validate the method in target synthesis (Fig. 2c). Initially reported by O'Hagan and co-workers in the context of a wider study of the conformational preferences of palmitic acids and nonadecane containing CF₂ groups⁵⁷, this molecule remains a benchmark in difluorination method development⁵⁸. With the aim of complementing the existing reagent-based approaches, enyne **41** was exposed to the catalytic geminal-difluorination conditions: this furnished the key intermediate **42** in 51% yield. Chemoselective reduction of the alkyne and saponification of the methyl ester enabled the desired compound **44** to be generated in 98% yield over two steps.

Finally, control reactions were performed to establish that deletion of the alkyl substituent was tolerated (Fig. 3). Interest in the difluoromethyl group as a surrogate of primary alcohols²⁸ renders such products appealing in the wider context of molecular design on account of their hydrogen-donor character⁵⁹. Pleasingly, both the aryl- and alkyl-substituted enynes **45** and **47** could be processed to their

Table 2 | Establishing the scope of aryl alkynes

Reaction conditions: enyne (0.2 mmol), catalyst (20 mol%), amine-HF (0.5 ml), CHCl₃ (0.5 ml) and Selectfluor (0.3 mmol). Isolated yields are given. ^aAmine:HF=1:7.0. ^bAmine:HF=1:6.0. ^cAmine:HF=1:5.0. ^dAmine:HF=1:4.5. ^e¹⁹F NMR yield using ethyl fluoroacetate as an internal standard. 23% of the vicinal difluorination product was formed due to an uncatalysed background reaction (details are provided in Supplementary section 1.3). ^fReaction performed on a 0.10 mmol scale. ^gThermal ellipsoids are shown at 50% probability. Care should be exercised during isolation due to the volatility of many of the products.

respective homopropargyl difluoride products **46** and **48**, respectively. Replacing the substituent with an aryl group (**49** Ar = *p*-CF₃) was then explored to identify which regioisomer was predominantly formed. The isolation of compound **50** as the sole product of the reaction (40% yield) is consistent with the 1,2-shift out-competing phenonium-ion rearrangement. The skeletal rearrangement that is central to the working hypothesis was supported by deuterium labelling to generate **29-d** (56%, 76% D incorporation; Fig. 3c).

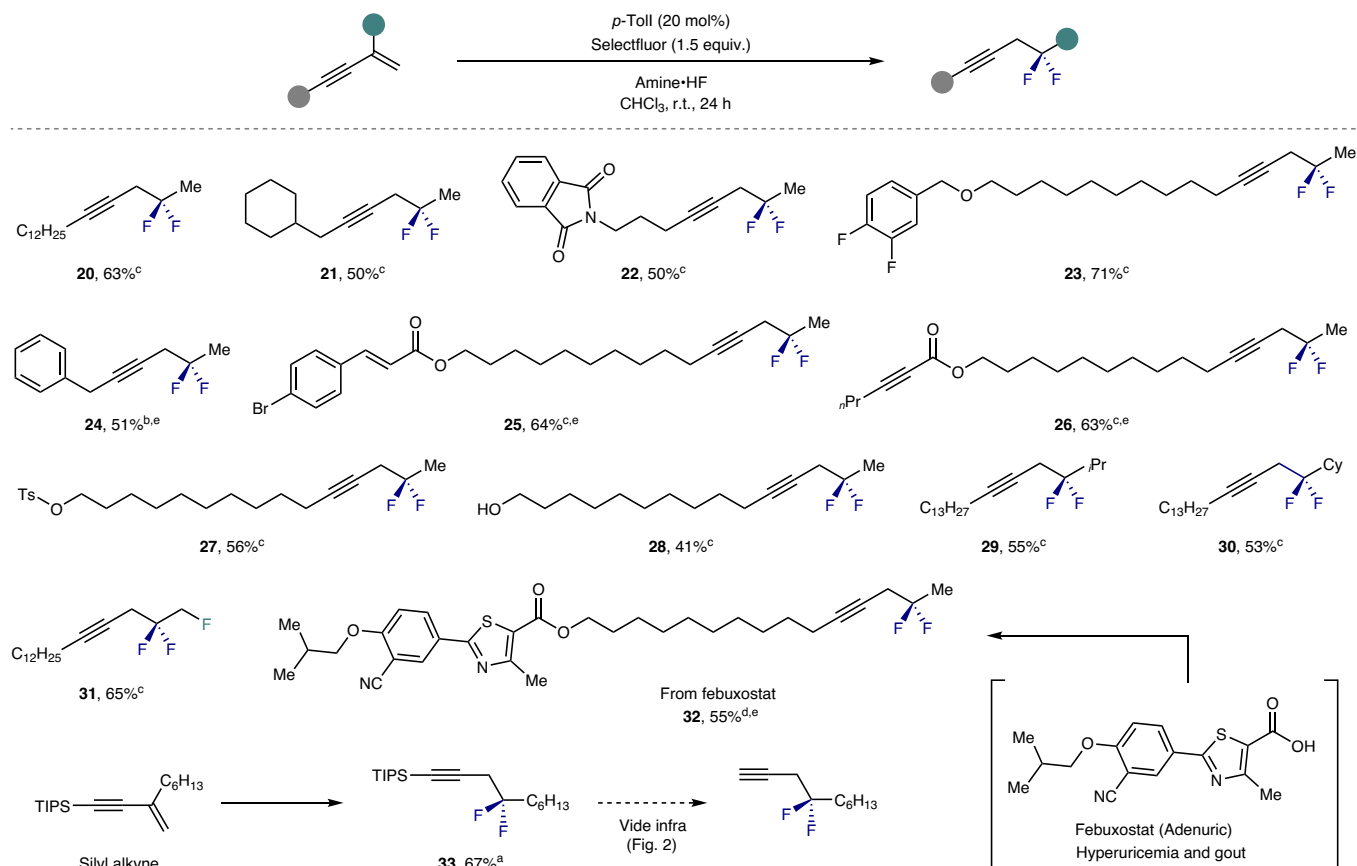
Conclusions

The direct, geminal difluorination of alkenes under the auspices of hypervalent iodine catalysis remains a powerful paradigm to expand organofluorine chemical space for contemporary drug discovery. In situ-generated λ^3 -iodanes regulate regiocontrol by inducing C(*sp*³)-F bond-forming/rearrangement sequences with exquisite efficiency: the latter step is conditional on substrates that are predisposed to undergo a phenonium-ion rearrangement. To circumvent this limitation, enynes have been validated as competent substrates that

deliver the desired 1,1-selectivity, where the phenonium-ion rearrangement can be replaced by a formal 1,2-shift of the alkyne. Computational support for the tentative mechanism outlined in Fig. 1 is available in Supplementary section 1.7. Utilizing the alkyne as a phenyl proxy, it has been possible to achieve the title reaction and deliver homopropargylic difluorides that are highly amenable to downstream functionalization. A broad substrate scope is demonstrated (>30 examples) together with selected derivatization protocols, as well as a short, catalysis-based synthesis of CF₂-modified palmitic acid. It is envisaged that this enabling method will find application in the conception of new drug-discovery modules.

Online content

Any methods, additional references, Nature Portfolio reporting summaries, source data, extended data, supplementary information, acknowledgements, peer review information; details of author contributions and competing interests; and statements of data and code availability are available at <https://doi.org/10.1038/s41557-023-01344-5>.

Table 3 | Expanding the scope to alkyl and silyl alkynes

References

- Wender, P. A. & Miller, B. L. Synthesis at the molecular frontier. *Nature* **460**, 197–201 (2009).
- Seebach, D. Organic synthesis—where now? *Angew. Chem. Int. Ed.* **29**, 1320–1367 (1990).
- Wender, P. A., Quiroz, R. V. & Stevens, M. C. Function through synthesis-informed design. *Acc. Chem. Res.* **48**, 752–760 (2015).
- Fried, J., Borman, A., Kessler, W. B., Grabowich, P. & Sabo, E. F. Cyclic 16 α ,17 α -ketals and acetals of 9 α -fluoro-16 α -hydroxy-cortisol and -prednisolone. *J. Am. Chem. Soc.* **80**, 2338–2339 (1958).
- Trost, B. M. The atom economy—a search for synthetic efficiency. *Science* **254**, 1471–1477 (1991).
- Kohlhepp, S. V. & Gulder, T. Hypervalent iodine(III) fluorinations of alkenes and diazo compounds: new opportunities in fluorination chemistry. *Chem. Soc. Rev.* **45**, 6270–6288 (2016).
- Meyer, S., Häfliger, J. & Gilmour, R. Expanding organofluorine chemical space: the design of chiral fluorinated isosteres enabled by I(I)/I(III) catalysis. *Chem. Sci.* **12**, 10686–10695 (2021).
- Sarie, J. C. et al. Deconstructing the catalytic, vicinal difluorination of alkenes: HF-free synthesis and structural study of *p*-TolIF₂. *J. Org. Chem.* **82**, 11792–11798 (2017).
- Müller, K., Faeh, C. & Diederich, F. Fluorine in pharmaceuticals: looking beyond intuition. *Science* **317**, 1881–1886 (2007).
- O'Hagan, D. Understanding organofluorine chemistry. an introduction to the C–F bond. *Chem. Soc. Rev.* **37**, 308–319 (2008).
- Purser, S., Moore, P. R., Swallow, S. & Gouverneur, V. Fluorine in medicinal chemistry. *Chem. Soc. Rev.* **37**, 320–330 (2008).
- Meanwell, N. A. Fluorine and fluorinated motifs in the design and application of bioisosteres for drug design. *J. Med. Chem.* **61**, 5822–5880 (2018).
- Han, J. et al. Next generation organofluorine containing blockbuster drugs. *J. Fluor. Chem.* **239**, 109639 (2020).
- Inoue, M., Sumii, Y. & Shibata, N. Contribution of organofluorine compounds to pharmaceuticals. *ACS Omega* **5**, 10633–10640 (2020).
- Harper, D. B. & O'Hagan, D. The fluorinated natural products. *Nat. Prod. Rep.* **11**, 123–133 (1994).
- Chan, K. K. J. & O'Hagan, D. The rare fluorinated natural products and biotechnological prospects for fluorine enzymology. *Methods Enzymol.* **516**, 219–235 (2012).
- Gribble, G. W. A recent survey of naturally occurring organohalogen compounds. *Environ. Chem.* **12**, 396–405 (2015).
- Chung, W.-j. & Vanderwal, C. D. Stereocontrolled halogenation in natural product synthesis. *Angew. Chem. Int. Ed.* **55**, 4396–4434 (2016).
- O'Hagan, D., Schaffrath, C., Cobb, S. L., Hamilton, J. T. G. & Murphy, C. D. Biosynthesis of an organofluorine molecule. *Nature* **416**, 279 (2002).
- Deng, H., O'Hagan, D. & Schaffrath, C. Fluorometabolite biosynthesis and the fluorinase from *Streptomyces cattleya*. *Nat. Prod. Rep.* **21**, 773–784 (2004).

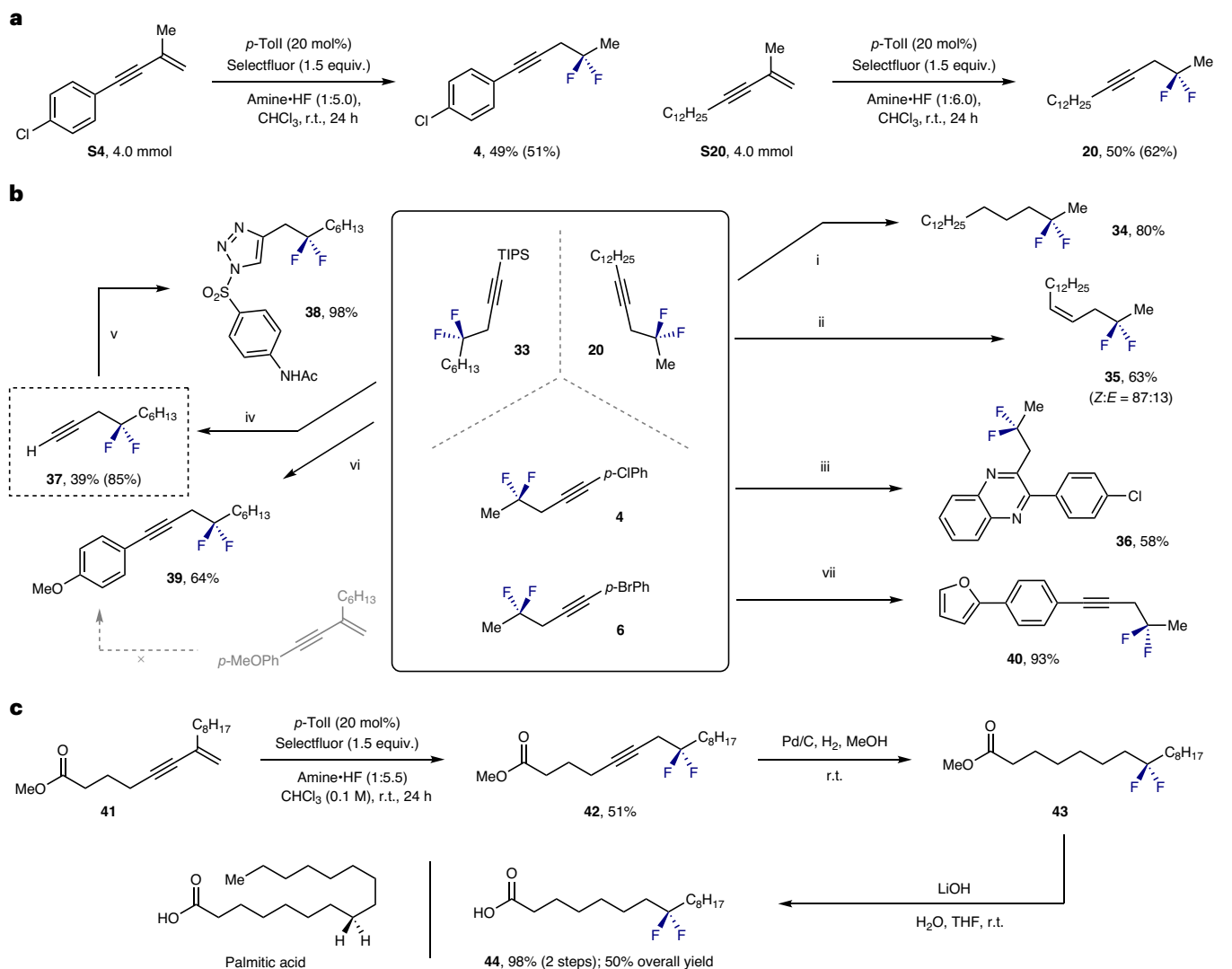


Fig. 2 | Synthetic applications. **a**, Scale-up experiments. **b**, Product derivatization. Conditions. (i) Conversion of **20** to form **34**: Pd/C (10 mol%), H₂, MeOH (0.1 M), r.t., 24 h. (ii) Semi-reduction to generate the *Z*-alkene **35**: TiCl₂Cp₂ (10 mol%), LiAlH₄ (2.0 equiv.), tetrahydrofuran (THF) (0.2 M), r.t., overnight. (iii) Generation of quinoxaline **36**: (1) RuCl₃ (1 mol%), PhI(OAc)₂ (3.0 equiv.), DCM, H₂O (4:1, 0.2 M), r.t., 3 h; (2) saccharin (5 mol%), 1,2-phenylenediamine (1.1 equiv.), MeOH (0.2 M), r.t., 12 h. (iv) TIPS deprotection to generate terminal alkyne **37**: TBAF (2.0 equiv.), THF (0.4 M), r.t., 2 h. (v) Formation of triazole **38** via a copper-catalysed click reaction: CuTc (10 mol%), 4-acetamidobenzenesulfonyl

azide (1.2 equiv.), toluene (0.2 M), r.t., 12 h. (vi) In situ deprotection of **33** and subsequent Sonogashira cross-coupling: Pd(PPh₃)₂Cl₂ (4.5 mol%), CuI (5 mol%), 4-iodoanisole (1.2 equiv.), NEt₃ (7.0 equiv.), TBAF (2.0 equiv.), THF (0.2 M), 45 °C, 12 h. (vii) Suzuki-coupling to generate compound **40**: Pd(PPh₃)₄ (10 mol%), 2-furanboronic acid (2.5 equiv.), K₂CO₃ (2.5 equiv., 2 M in H₂O), dimethoxyethane (DME) (0.2 M), 85 °C, overnight. **c**, Synthesis of CF₂-modified palmitic acid. Isolated yields are given. ¹⁹F NMR yields are given in parentheses and determined by ¹⁹F NMR using ethyl fluoroacetate as an internal standard.

- Zimmer, L., Sparr, C. & Gilmour, R. Fluorine effects in organocatalysis: an emerging strategy for molecular design. *Angew. Chem. Int. Ed.* **50**, 11860–11871 (2011).
- Huchet, Q. A. et al. Fluorination patterning: a study of structural motifs that impact physicochemical properties of relevance to drug discovery. *J. Med. Chem.* **58**, 9041–9060 (2015).
- Aufiero, M. & Gilmour, R. Informing molecular design by stereoelectronic theory: the fluorine *gauche* effect in catalysis. *Acc. Chem. Res.* **51**, 1701–1710 (2018).
- O'Hagan, D., Wang, Y., Skibinski, M. & Slawin, A. M. Z. Influence of the difluoromethylene group (CF₂) on the conformation and properties of selected organic compounds. *Pure Appl. Chem.* **84**, 1587–1595 (2012).
- Blackburn, G. M. & Kent, D. E. Monofluoro- and difluoro-methylenebisphosphonic acids: isopolar analogues of pyrophosphoric acid. *J. Chem. Soc. J. Chem. Soc.* **1981**, 930–932 (1981).
- Blackburn, G. M., Kent, D. E. & Kolkman, F. The synthesis and metal binding characteristics of novel, isopolar phosphonate analogues of nucleotides. *J. Chem. Soc. Perkin Trans.* **1**, 1119–1125 (1984).
- Van Niel, M. B. et al. Fluorination of 3-(3-piperidin-1-yl)propyl indoles and 3-(3-(piperazin-1-yl)propyl)indoles gives selective human 5-HT_{1D} receptor ligands with improved pharmacokinetic profiles. *J. Med. Chem.* **42**, 2087–2104 (1999).
- Sap, J. B. I. et al. Late-stage difluoromethylation: concepts, developments and perspective. *Chem. Soc. Rev.* **50**, 8214–8247 (2021).
- Parra, A. Chiral hypervalent iodines: active players in asymmetric synthesis. *Chem. Rev.* **119**, 12033–12088 (2019).
- Lee, J. H., Choi, S. & Hong, K. B. Alkene difunctionalization using hypervalent iodine reagents: progress and development in the past ten years. *Molecules* **24**, 2634 (2019).

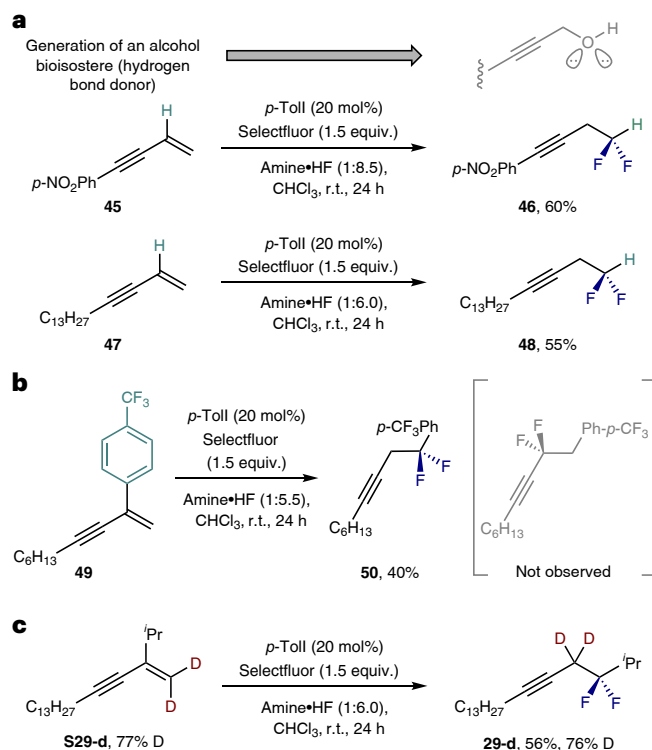


Fig. 3 | Control experiments. **a**, Removal of the alkyl group. Enynes **45** and **47** could be converted to **46** and **48**, containing the difluoromethyl group, respectively. **b**, Investigation of regioselectivity. Compound **50** was obtained as the sole product. **c**, Deuterium labelling experiment. Deuterium atom incorporated exclusively at the propargylic position, unambiguously demonstrating that 1,2-alkynyl migration took place. Isolated yields are given.

31. Kitamura, T., Muta, K. & Oyamada, J. Hypervalent iodine-mediated fluorination of styrene derivatives: stoichiometric and catalytic transformation to 2,2-difluoroethylarenes. *J. Org. Chem.* **80**, 10431–10436 (2015).
32. Banik, S. M., Medley, J. W. & Jacobsen, E. N. Catalytic, asymmetric difluorination of alkenes to generate difluoromethylated stereocenters. *Science* **353**, 51–54 (2016).
33. Scheidt, F., Neufeld, J., Schäfer, M., Thiehoff, C. & Gilmour, R. Catalytic geminal difluorination of styrenes for the construction of fluorine-rich bioisosteres. *Org. Lett.* **20**, 8073–8076 (2018).
34. Zhou, B., Haj, M. K., Jacobsen, E. N., Houk, K. N. & Xue, X.-S. Mechanism and origins of chemo- and stereoselectivities of aryl iodide-catalyzed asymmetric difluorinations of β -substituted styrenes. *J. Am. Chem. Soc.* **140**, 15206–15218 (2018).
35. Levin, M. D., Ovian, J. M., Read, J. A., Sigman, M. S. & Jacobsen, E. N. Catalytic enantioselective synthesis of difluorinated alkyl bromides. *J. Am. Chem. Soc.* **142**, 14831–14837 (2020).
36. Häfliger, J., Livingstone, K., Daniliuc, C. G. & Gilmour, R. Difluorination of α -(bromomethyl) styrenes via I(I)/I(III) catalysis: facile access to electrophilic linchpins for drug discovery. *Chem. Sci.* **12**, 6148–6152 (2021).
37. Neufeld, J., Stünkel, T., Mück-Lichtenfeld, C., Daniliuc, C. G. & Gilmour, R. Trifluorinated tetralins via I(I)/I(III)-catalysed ring expansion: programming conformation by $[\text{CH}_2\text{CH}_2] \rightarrow [\text{CF}_2\text{CHF}]$ isosterism. *Angew. Chem. Int. Ed.* **60**, 13647–13651 (2021).
38. Meyer, S. et al. Cyclopropene activation via I(I)/I(III) catalysis: proof of principle and application in direct tetrafluorination. *Tetrahedron* **126**, 132925 (2022).
39. Livingstone, K. et al. Skeletal ring contractions via I(I)/I(III) catalysis: stereoselective synthesis of *cis*- α,α -difluorocyclopropanes. *ACS Catal.* **12**, 14507–14516 (2022).
40. Scheidt, F. et al. Enantioselective, catalytic vicinal difluorination of alkenes. *Angew. Chem. Int. Ed.* **57**, 16431–16435 (2018).
41. Ilchenko, N. O., Tasch, B. O. A. & Szabó, K. J. Mild silver-mediated geminal difluorination of styrenes using an air- and moisture-stable fluoroiodane reagent. *Angew. Chem. Int. Ed.* **53**, 12897–12901 (2014).
42. Bykova, T., Al-Maharik, N., Slawin, A. M. Z. & O'Hagan, D. Synthesis of selectively fluorinated cyclohexanes: the observation of phenonium rearrangements during deoxyfluorination reactions on cyclohexane rings with a *vicinal* phenyl substituent. *J. Fluor. Chem.* **179**, 188–192 (2015).
43. Ilchenko, N. O. & Szabó, K. J. Geminal difluorination of α,α' -disubstituted styrenes using fluoro-benziodoxole reagent. Migration aptitude of the α -substituents. *J. Fluorine Chem.* **203**, 104–109 (2017).
44. Kitamura, T., Yoshida, K., Mizuno, S., Miyake, A. & Oyamada, J. Difluorination of functionalized aromatic olefins using hypervalent iodine/HF reagents. *J. Org. Chem.* **83**, 14853–14860 (2018).
45. Andries-Ulmer, A., Brunner, C., Rehbein, J. & Gulder, T. Fluorine as a traceless directing group for the regiodivergent synthesis of indoles and tryptophans. *J. Am. Chem. Soc.* **140**, 13034–13041 (2018).
46. Ning, Y., Sivaguru, P., Zaroni, G., Anderson, E. A. & Bi, X. Synthesis of β -difluoroalkyl azides via elusive 1,2-azide migration. *Chem* **6**, 486–496 (2020).
47. Lv, W.-X. et al. *gem*-Difluorination of alkenyl *N*-methyliminodiacetyl boronates: synthesis of α - and β -difluorinated alkylborons. *Angew. Chem. Int. Ed.* **57**, 16544–16548 (2018).
48. Wang, Q., Biosca, M., Himo, F. & Szabó, K. J. Electrophilic fluorination of alkenes via Bora-Wagner-Meerwein rearrangement. Access to β -difluoroalkyl boronates. *Angew. Chem. Int. Ed.* **60**, 26327–26331 (2021).
49. Johnson, W. S. et al. The fluorine atom as a cation-stabilizing auxiliary in biomimetic polyene cyclizations: total synthesis of *dl*-dammareniol. *J. Am. Chem. Soc.* **64**, 9587–9595 (1999).
50. Cotter, J. L., Andrews, L. J. & Keefer, R. M. The trifluoroacetic acid catalyzed reaction of iodobenzene dichloride. *J. Am. Chem. Soc.* **84**, 793–797 (1962).
51. Ashby, E. C. & Noding, S. A. Hydrometalation. 5. Hydroalumination of alkenes and alkynes with complex metal hydrides of aluminum in the presence of bis(cyclopentadienyl)dichlorotitanium. *J. Org. Chem.* **45**, 1035–1041 (1980).
52. Mi, C., Li, L., Meng, X.-G., Yang, R.-Q. & Liao, X.-H. Highly selective oxidation of unsaturated hydrocarbons to carbonyl compounds by two-phase catalysis. *Tetrahedron* **72**, 6705–6710 (2016).
53. Zhang, Z. H. & Du, H. F. A highly *cis*-selective and enantioselective metal-free hydrogenation of 2,3-disubstituted quinoxalines. *Angew. Chem. Int. Ed.* **54**, 623–626 (2015).
54. Wang, Z.-X., Bai, X.-Y., Yao, H.-C. & Li, B.-J. Synthesis of amides with remote stereocenters by catalytic asymmetric γ -alkynylation of α,β -unsaturated amides. *J. Am. Chem. Soc.* **138**, 14872–14875 (2016).
55. Capilato, J. N. & Lectka, T. Arene amination instead of fluorination: substitution pattern governs the reactivity of dialkoxybenzenes with Selectfluor. *J. Org. Chem.* **86**, 5771–5777 (2021).
56. Ye, L., Tian, Y., Meng, X., Gu, Q.-S. & Liu, X.-Y. Enantioselective copper(I)/chiral phosphoric acid catalyzed intramolecular amination of allylic and benzylic C–H bonds. *Angew. Chem. Int. Ed.* **59**, 1129–1133 (2020).

57. Wang, Y., Callejo, R., Slawin, A. M. Z. & O'Hagan, D. The difluoromethylene (CF₂) group in aliphatic chains: synthesis and conformational preference of palmitic acids and nonadecane containing CF₂ groups. *Beilstein J. Org. Chem.* **10**, 18–25 (2014).
58. Feng, X.-T., Ren, J.-X., Gao, X., Min, Q.-Q. & Zhang, X. 3,3-Difluoroallyl sulfonium salts: practical and bench-stable reagents for highly regioselective *gem*-difluoroallylations. *Angew. Chem. Int. Ed.* **61**, e202210103 (2022).
59. Sessler, C. D., Rahm, M., Becker, S., Goldberg, J. M., Wang, F. & Lippard, S. J. CF₂H, a hydrogen bond donor. *J. Am. Chem. Soc.* **139**, 9325–9332 (2017).

Publisher's note Springer Nature remains neutral with regard to jurisdictional claims in published maps and institutional affiliations.

Open Access This article is licensed under a Creative Commons Attribution 4.0 International License, which permits use, sharing, adaptation, distribution and reproduction in any medium or format, as long as you give appropriate credit to the original author(s) and the source, provide a link to the Creative Commons license, and indicate if changes were made. The images or other third party material in this article are included in the article's Creative Commons license, unless indicated otherwise in a credit line to the material. If material is not included in the article's Creative Commons license and your intended use is not permitted by statutory regulation or exceeds the permitted use, you will need to obtain permission directly from the copyright holder. To view a copy of this license, visit <http://creativecommons.org/licenses/by/4.0/>.

© The Author(s) 2023

Methods

General procedure for 1,1-difluorination of enynes

Unless otherwise stated, a Teflon vial was equipped with a 1-cm stirring bar followed by the addition of enyne (0.2 mmol, 1.0 equiv.), *p*-iodotoluene (9 mg, 0.04 mmol, 20 mol%) and CHCl₃ (0.5 ml). The stated amine:HF mixture was added (0.5 ml) via syringe. After stirring for 1 min, Selectfluor (106 mg, 0.3 mmol, 1.5 equiv.) was added in one portion. The reaction vessel was then sealed with a Teflon screw cap. After stirring (350 r.p.m.) at ambient temperature for 24 h, the reaction mixture was poured into 100 ml of a saturated solution of NaHCO₃ (caution! generation of CO₂!). The Teflon vial was rinsed with dichloromethane (DCM) and dropped into another flask of saturated aqueous solution of NaHCO₃ to guarantee the removal of excess HF. The organics were extracted with DCM (3 × 30 ml), the combined organic layers were dried over Na₂SO₄, filtered, and the solvent was carefully removed under reduced pressure. An internal standard (ethyl fluoroacetate) was added to the crude residue and the NMR yield was analysed by ¹⁹F NMR spectroscopy against the internal standard. The NMR sample was recombined with the crude residue and purification by column chromatography or preparative thin-layer chromatography yielded the desired product.

Data availability

Crystallographic data for the structure reported in this Article have been deposited at the Cambridge Crystallographic Data Centre, under deposition nos. CCDC 2256836 (2). Copies of the data can be obtained free of charge via <https://www.ccdc.cam.ac.uk/structures/>. All data are available in the main text or the Supplementary Information.

Acknowledgements

We acknowledge support provided by the technical departments of the Institute for Organic Chemistry at WWU Münster. We acknowledge financial support from the European Research Council

(ERC Consolidator grant RECON 818949, R.G.) and Alexander von Humboldt Foundation (Z.-X.W. and K.L.). The funders had no role in study design, data collection and analysis, decision to publish or preparation of the manuscript.

Author contributions

Conceptualization was provided by Z.-X.W. and R.G., and methodology by Z.-X.W., K.L., C.H., C.G.D., C.M.-L. and R.G. Investigations were carried out by Z.-X.W., C.H., K.L., C.G.D., C.M.-L. and R.G. Funding acquisition was performed by Z.-X.W. and R.G. Project administration was carried out by Z.-X.W., K.L. and R.G. The manuscript was written by Z.-X.W. and R.G.

Funding

Open access funding provided by Westfälische Wilhelms-Universität Münster.

Competing interests

The authors declare no competing interests.

Additional information

Supplementary information The online version contains supplementary material available at <https://doi.org/10.1038/s41557-023-01344-5>.

Correspondence and requests for materials should be addressed to Ryan Gilmour.

Peer review information *Nature Chemistry* thanks Tsugio Kitamura and the other, anonymous, reviewer(s) for their contribution to the peer review of this work.

Reprints and permissions information is available at www.nature.com/reprints.