

# Lawrence Berkeley National Laboratory

## LBL Publications

### Title

Beam-Beam Diagnostics from Closed-Orbit Distortion

### Permalink

<https://escholarship.org/uc/item/3jh291sp>

### Authors

Furman, M

Chin, Y.-H.

Eden, J

et al.

### Publication Date

1992-07-01



# Lawrence Berkeley Laboratory

UNIVERSITY OF CALIFORNIA


## Accelerator & Fusion Research Division

Presented at the Fifteenth International Conference on High Energy  
Accelerators, Hamburg, Germany, July 20-24, 1992,  
and to be published in the Proceedings

### Beam-Beam Diagnostics from Closed-Orbit Distortion

M. Furman, Y.-H. Chin, J. Eden, W. Kozanecki, J. Tennyson,  
and W. Ziemann

July 1992



LBL-31888  
REFERENCE COPY |  
Does Not |  
Circulate |  
Bldg. 50 Library.  
Copy 1

#### DISCLAIMER

This document was prepared as an account of work sponsored by the United States Government. Neither the United States Government nor any agency thereof, nor The Regents of the University of California, nor any of their employees, makes any warranty, express or implied, or assumes any legal liability or responsibility for the accuracy, completeness, or usefulness of any information, apparatus, product, or process disclosed, or represents that its use would not infringe privately owned rights. Reference herein to any specific commercial product, process, or service by its trade name, trademark, manufacturer, or otherwise, does not necessarily constitute or imply its endorsement, recommendation, or favoring by the United States Government or any agency thereof, or The Regents of the University of California. The views and opinions of authors expressed herein do not necessarily state or reflect those of the United States Government or any agency thereof or The Regents of the University of California and shall not be used for advertising or product endorsement purposes.

Lawrence Berkeley Laboratory is an equal opportunity employer.

## **DISCLAIMER**

This document was prepared as an account of work sponsored by the United States Government. While this document is believed to contain correct information, neither the United States Government nor any agency thereof, nor the Regents of the University of California, nor any of their employees, makes any warranty, express or implied, or assumes any legal responsibility for the accuracy, completeness, or usefulness of any information, apparatus, product, or process disclosed, or represents that its use would not infringe privately owned rights. Reference herein to any specific commercial product, process, or service by its trade name, trademark, manufacturer, or otherwise, does not necessarily constitute or imply its endorsement, recommendation, or favoring by the United States Government or any agency thereof, or the Regents of the University of California. The views and opinions of authors expressed herein do not necessarily state or reflect those of the United States Government or any agency thereof or the Regents of the University of California.

LBL-31888  
ESG-167  
SLAC-PUB-5742  
ABC-80

**Beam-Beam Diagnostics From Closed-Orbit Distortion\***

**M. Furman, Y.-H. Chin and J. Eden**

**Lawrence Berkeley Laboratory  
University of California  
Berkeley, CA 94720**

and

**W. Kozanecki  
DAPNIA/SPP**

and

**J. Tennyson<sup>1</sup> and W. Ziemann  
SLAC**

**Presented at the 15th International Conference on High Energy Accelerators,  
Hamburg, July 20-24, 1992.**

\* Work supported by the Director of Energy Research, Office of High Energy and Nuclear Physics, High Energy Division, of the U.S. Department of Energy under contracts numbers DE-AC03-76SF00098 and DE-AC03-76SF00515.

<sup>1</sup> Deceased.

# BEAM-BEAM DIAGNOSTICS FROM CLOSED-ORBIT DISTORTION \*

M. FURMAN, Y.-H. CHIN and J. EDEN  
*Lawrence Berkeley Laboratory, Berkeley, CA 94720, USA*

and

W. KOZANECKI  
*DAPNIA/SPP, CEN-Saclay 91191 Gif-sur-Yvette, France*  
*and Stanford Linear Accelerator Center, Stanford, CA 94309, USA*

and

J. TENNYSON<sup>1</sup> and V. ZIEMANN  
*Stanford Linear Accelerator Center, Stanford, CA 94309, USA*

## Abstract

We study the applicability of beam-beam deflection techniques as a tuning tool for asymmetric B factories, focusing on PEP-II as an example. Assuming that the closed orbits of the two beams are separated vertically at the interaction point by a local orbit bump that is nominally closed, we calculate the residual beam orbit distortions due to the beam-beam interaction. Difference orbit measurements, performed at points conveniently distant from the interaction point (IP), provide distinct signatures that can be used to maintain the beams in collision and perform detailed optical diagnostics at the IP. A proposal to test this method experimentally at the TRISTAN ring is briefly discussed. This article summarizes Ref. [1].

## 1 Introduction

Because of their two-ring structure, asymmetric B factories are likely to require more diagnostics and feedback mechanisms than single-ring colliders in order to guarantee head-on collisions. In addition to the traditional techniques, however, the independence of the two beams allows one to envisage other kinds of beam diagnostics.

In this article we investigate one such a possibility, by looking at the closed orbit distortion produced by the beam-beam interaction when the beams do not collide exactly head-on. We base this investigation on an analytic model and strong-strong multiparticle simulations. Although our discussion uses the PEP-II [2] design as an

example, our conclusion is that this technique is quite a promising diagnostics tool for asymmetric colliders in general.

## 2 Analytical model for closed-orbit distortions

Under the "rigid Gaussian bunch" simplifying assumptions [3, 4], listed below, we can carry out the analytical calculation of the closed orbit. This approach illustrates the basic features of the effect and, for typical realistic parameters, is in good agreement with multiparticle tracking simulations that do not involve some of the most important assumptions. The analysis presented here follows that of Hirata and Keil [4], suitably augmented to include a closed orbit bump at the IP.

We assume that there is a single IP endowed with an orbit bump that splits the closed orbits apart by a distance  $d$ . It does not matter how  $d$  is apportioned between the  $e^+$  and the  $e^-$  beams as long as the total separation of the nominal orbits adds up to  $d$ . For simplicity, we take this orbit separation to be purely vertical. We assume that this orbit bump is nominally closed. *i.e.*, that in the absence of the beam-beam force the orbits coincide exactly with the nominal orbits in the region "outside" the bump. Because of the beam-beam interaction, however, there is a residual closed orbit distortion everywhere in the ring. The situation is sketched in Fig. 1. We further assume that: (1) the bunches are not tilted; (2) all effects from parasitic crossings are ignored; (3) the beam sizes are independent of  $d$  and have their nominal values; (4) the beam-beam interaction is treated in the impulse (thin-lens) approximation; (5) for the purpose of computing the beam-beam kick, the particle distributions are taken to be Gaussian; and (6)

\*Work supported by the Director of Energy Research, Office of High Energy and Nuclear Physics, High Energy Division, of the U.S. Department of Energy under contracts numbers DE-AC03-76SF00098 and DE-AC03-76SF00515.

<sup>1</sup>Deceased.

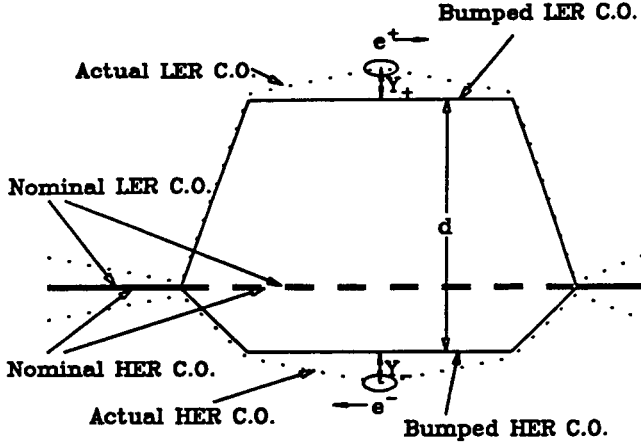


Figure 1: Elevation sketch of the vertical closed orbit bump near the IP (LER=low-energy ring, HER=high-energy ring).

the rings are represented by linear, uncoupled arcs. Assumptions (3) and (4) are removed in the multiparticle tracking simulations mentioned below.

The condition for the existence of a closed orbit yields the well-known relation between the centroid displacement at the IP and the deflection

$$Y_{\pm} = \frac{1}{2} \Delta Y'_{\pm} \beta_{y\pm}^* \cot(\pi \nu_{y\pm}) \quad (1)$$

with a corresponding expression for the horizontal quantities. Here the centroid displacements  $Y_{\pm}$  are measured *relative to the bumped nominally closed orbits* (see Fig. 1). In our particular case, in which the bump displacement is assumed to be purely vertical, we look for solutions with  $X_{\pm} = \Delta X'_{\pm} = 0$  (we assume that the parameters are such that there is no “spontaneous orbit separation” [4] either horizontally or vertically).

The deflections  $\Delta Y'_{\pm}$  are computed from the electromagnetic beam-beam kick produced by the opposing bunch [3]. By combining them with Eq. (1) one finds the set of two nonlinear equations

$$\begin{aligned} Y_+ &= A_{y+} \text{Im} F(0, Y_+ - Y_- + d, \Sigma_x, \Sigma_y) \\ Y_- &= A_{y-} \text{Im} F(0, Y_- - Y_+ - d, \Sigma_x, \Sigma_y) \end{aligned} \quad (2)$$

where  $F(x, y, \sigma_x, \sigma_y)$  is a complex [5] function<sup>2</sup> and  $\Sigma$  and  $A$  are given by

$$\Sigma_x = \sqrt{\sigma_{x+}^2 + \sigma_{x-}^2}, \quad \Sigma_y = \sqrt{\sigma_{y+}^2 + \sigma_{y-}^2} \quad (3)$$

$$A_{y\pm} \equiv -\frac{r_0 N_{\mp} \beta_{y\pm}^*}{2\gamma_{\pm}} \cot(\pi \nu_{y\pm}) \quad (4)$$

<sup>2</sup>Our definition of  $F$  differs from that in Ref. [5] by complex conjugation and a factor of  $2i$ .

For the case  $\sigma_{x\pm} \gg \sigma_{y\pm}$ , a practical rule of thumb [1] for the solution is the following: the maximum orbit distortion at the IP occurs at  $d \simeq 2\Sigma_y$ , and is given by

$$(Y_{\pm})_{\max} \simeq 2\pi \Xi_{y\pm} \Sigma_y \cot(\pi \nu_{y\pm}) \quad (5)$$

where  $\Xi_{y+}$  is one of the four coherent beam-beam parameters [4],

$$\Xi_{y+} = \frac{r_0 N_- \beta_{y+}^*}{2\pi \gamma_+ \Sigma_y (\Sigma_x + \Sigma_y)} \quad (6)$$

Having solved for  $Y_{\pm}$ , the closed orbit distortion at any point in the ring is given by

$$Y_{\pm}(s) = \frac{\Delta Y'_{\pm}}{2 \sin(\pi \nu_{y\pm})} \sqrt{\beta_{y\pm}^* \beta_{y\pm}(s)} \cos(\phi_{y\pm}(s) - \pi \nu_{y\pm}) \quad (7)$$

where  $\phi_{y\pm}(s)$  is the betatron phase advance of the observation point measured from the IP.

### 3 Application to PEP-II

The result of solving Eqs. (1–2) for nominal values of PEP-II parameters [2] is shown in Fig. 2 (nominal means here in the absence of the beam-beam interaction). Also shown are the results from strong-strong multiparticle tracking simulations, which include thick lens effects for finite bunch length, synchrotron motion, radiation and quantum excitation, and transverse beam blowup due to the beam-beam interaction. The simulation was carried out with Yokoya’s code [6] with 200 superparticles per bunch for five damping times. The relation  $Y_+ = -Y_-$  seen in these results is one consequence [1] of the approximate transparency symmetry [7] satisfied by the nominal parameters.

### 4 Discussion of experimental feasibility

While the closed orbit distortion is quite small at the IP, it is amplified considerably at the beam position monitors (BPMs). One can estimate [8] the rms value of the orbit distortion and the measurement error of the angular deflection at the IP by making the following assumptions: (a) equal BPM errors for all BPMs, (b) equal beta functions  $\hat{\beta}$  at the BPMs and (c) random average betatron phases at the BPMs. One then obtains, from Eqs. (1) and (7),

$$\frac{Y(\text{BPM})}{Y(\text{IP})} \simeq \frac{\sqrt{\hat{\beta}/\beta_y^*}}{\sqrt{2} \cos(\pi \nu_y)} \quad (8)$$

$$\sigma(\Delta Y') \simeq \frac{2\sqrt{2} \sin(\pi \nu_y)}{\sqrt{\beta_y^* \hat{\beta}}} \frac{\sigma_{\text{BPM}}}{\sqrt{N}} \quad (9)$$

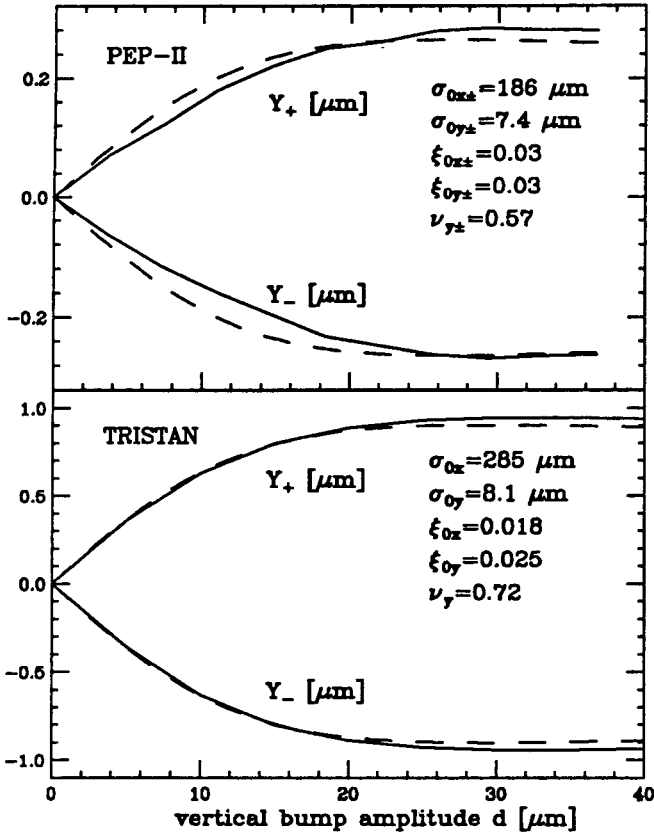


Figure 2: Beam-beam induced orbit offset at the IP for PEP-II and TRISTAN. Solid: multiparticle simulations; dashed: result from solving Eqs. (1-2) for nominal parameters.

where  $N$  is here the total number of BPMs and  $\sigma_{\text{BPM}}$  is the rms measurement error of each BPM. Using  $\beta = 30$  m, the resultant amplification factor for PEP-II is  $Y(\text{BPM})/Y(\text{IP}) \simeq 45$ .

A proposal [9] has been put forth to test these ideas experimentally at TRISTAN. Results of the corresponding calculations [1] are also shown in Fig. 2. The effect is larger for TRISTAN than for PEP-II mostly because the tune is further away from the half-integer (*cf.* Eq. (5)). Assuming  $\beta = 20$  m,  $N = 100$  and  $\sigma_{\text{BPM}} = 5 \mu\text{m}$ , which are typical for TRISTAN, we obtain  $Y(\text{BPM})/Y(\text{IP}) \simeq 25$ . The resultant estimate for the error for  $\Delta Y'$  is  $\sim 1 \mu\text{rad}$ , and the error by which the orbit displacement  $Y$  at the IP can be determined is  $\sim 0.2 \mu\text{m}$ , which is small compared to its maximum value ( $\sim 1 \mu\text{m}$ ) and to the rms beam height at the IP ( $\sim 8 \mu\text{m}$ ). This error is probably dominated by power supply jitter [8].

This kind of precision makes the beam-beam deflection method quite promising in its applications to IP spot size determination, as well as to feedback systems

that maintain the beams in collision.

The method can also be examined in the frequency domain [1]. The  $\sigma - \pi$  frequency split can then be used as an additional diagnostic tool.

## 5 Acknowledgements

We thank H. DeStaebler, A. Hutton, R. Siemann and M. Zisman for discussions.

## References

- [1] M. Furman, Y.-H. Chin, J. Eden, W. Kozanecki, J. Tennyson and V. Ziemann, LBL-32435/ESG-193/DAPNIA/SPP 92-03, ABC-49, June, 1992.
- [2] "An Asymmetric B Factory Based on PEP: Conceptual Design Report," LBL PUB-5303/SLAC-372/CALT-68-1715/UCRL-ID-106426/UC-IIRPA-91-01, February 1991.
- [3] K. Hirata, Nucl. Inst. and Meth. Phys. Res. A269, 7 (1988).
- [4] K. Hirata and E. Keil, CERN/LEP-TH/89-76, December 21, 1989.
- [5] M. Bassetti and G. A. Erskine, CERN-ISR-TH/80-06.
- [6] K. Yokoya, undocumented code.
- [7] A. Garren *et al.*, Proc. 1989 Part. Acc. Conf., Chicago, p. 1847; Y. H. Chin, in *Beam Dynamics Issues of High Luminosity Asymmetric Collider Rings*, A. M. Sessler, ed., AIP Conf. Proc. 214, 424; also Y. H. Chin, LBL-27665, 1989; S. Krishnagopal and R. Siemann, Phys. Rev. D 41, 1741 (1990); M. A. Furman, ABC-25/ESG-161, February 1991 (rev. September 1991).
- [8] V. Ziemann, ABC-59, February 5, 1992.
- [9] Y. Funakoshi, W. Kozanecki, Y.-H. Chin, M. Furman, N. Toge and V. Ziemann, ABC-61/ESG-169, in preparation.



LAWRENCE BERKELEY LABORATORY  
UNIVERSITY OF CALIFORNIA  
TECHNICAL INFORMATION DEPARTMENT  
BERKELEY, CALIFORNIA 94720