

# Lawrence Berkeley National Laboratory

## Lawrence Berkeley National Laboratory

### **Title**

ION BEAM HEATED TARGET SIMULATIONS FOR WARM DENSE MATTER PHYSICS AND INERTIAL FUSION ENERGY

### **Permalink**

<https://escholarship.org/uc/item/3hj3b5fs>

### **Author**

Barnard, J.J.

### **Publication Date**

2008-09-25

# ION BEAM HEATED TARGET SIMULATIONS FOR WARM DENSE MATTER PHYSICS AND INERTIAL FUSION ENERGY

J. J. Barnard<sup>1</sup>, J. Armijo<sup>2</sup>, D. S. Bailey<sup>1</sup>, A. Friedman<sup>1</sup>, F. M. Bieniosek<sup>2</sup>, E. Henestroza<sup>2</sup>,  
I. Kaganovich<sup>3</sup>, P. T. Leung<sup>5</sup>, B. G. Logan<sup>2</sup>, M.M. Marinak<sup>1</sup>, R. M. More<sup>2</sup>, S. F. Ng<sup>2,5</sup>,  
G. E. Penn<sup>2</sup>, L. J. Perkins<sup>1</sup>, S. Veitzer<sup>4</sup>, J. S. Wurtele<sup>2</sup>, S. S. Yu<sup>2,5</sup>, A. B. Zylstra<sup>2</sup>

*1. Lawrence Livermore National Laboratory, Livermore, CA 94550 USA*

*2. Lawrence Berkeley National Laboratory, Berkeley, CA 94720 USA*

*3. Princeton Plasma Physics Laboratory, Princeton, NJ 08543 USA*

*4. Tech-X Corporation, Boulder, CO 80303 USA*

*5. Chinese University Hong Kong, Hong Kong, China*

**Abstract.** Hydrodynamic simulations have been carried out using the multi-physics radiation hydrodynamics code HYDRA and the simplified one-dimensional hydrodynamics code DISH. We simulate possible targets for a near-term experiment at LBNL (the Neutralized Drift Compression Experiment, NDCX) and possible later experiments on a proposed facility (NDCX-II) for studies of warm dense matter and inertial fusion energy related beam-target coupling. Simulations of various target materials (including solids and foams) are presented. Experimental configurations include single pulse planar metallic solid and foam foils. Concepts for double-pulsed and ramped-energy pulses on cryogenic targets and foams have been simulated for exploring direct drive beam target coupling, and concepts and simulations for collapsing cylindrical and spherical bubbles to enhance temperature and pressure for warm dense matter studies

\*Work performed under the auspices of the U.S. Department of Energy under contract DE-AC52-07NA27344 at LLNL, and University of California contract DE-AC02-05CH11231 at LBNL and contract DEFG0295ER40919 at PPPL.

## I. Introduction

Heavy ion accelerators have long been advanced as drivers for inertial fusion energy (IFE), for their high efficiency, intrinsically high repetition rate, and their attractive final focus and chamber solutions. In a heavy ion fusion (HIF) driver, the final focus is accomplished using magnets (quadrupoles or solenoids) which can be shielded from the fusion microexplosions. The solid chamber wall can be shielded from the microexplosions using a flowing liquid salt, that acts as protection to the solid wall; an absorber of heat from the microexplosion; a heat transfer medium; and a breeder of the tritium component of the fuel. Because of high accelerator efficiency, both indirect drive targets and direct drive targets remain options for HIF. Indirect drive has relatively low intrinsic coupling efficiency (ratio of fuel kinetic energy to beam energy) because of the energy penalty in raising the temperature of the hohraum walls, but indirect drive targets

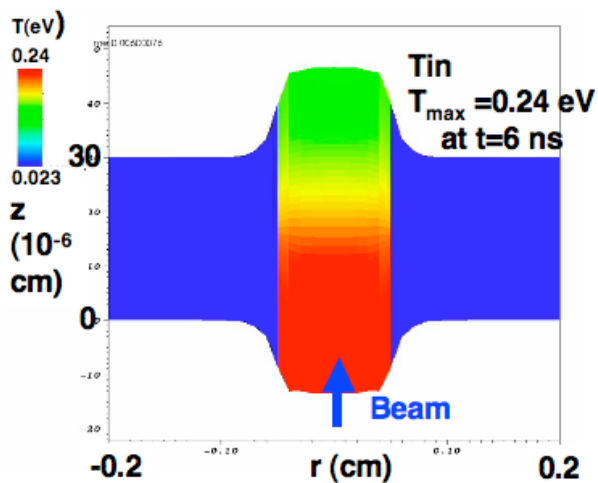
have intrinsically high uniformity in capsule illumination and are of practical importance because they will be the first types of targets to be studied on the National Ignition Facility (NIF) using laser beams. Direct drive targets potentially have high capsule coupling efficiency, but high capsule illumination uniformity must be achieved by large beam number or other means. To date, most work on HIF targets has been for indirect drive, but recently direct drive is being reexamined, as a potential means of increasing target gain (ratio of fusion yield to beam energy) reducing the scale of the driver [1].

Recently, high energy density physics (HEDP) and warm dense matter (WDM) has received interest for its potential for fundamental physics discovery as well as its applications to astrophysics and inertial confinement fusion (ICF) [2]. Heavy ion accelerators also have some advantages for HEDP/WDM, as well as for IFE. In particular, ions deposit their energy in a material volumetrically over macroscopic volumes (microns to millimeters, depending on the ion mass and energy). Secondly, there are several energies where the ion energy loss rate ( $dE/dX$ ) is nearly constant (for example, at the Bragg peak), so that the deposition may be arranged to be nearly uniform over regions that can be macroscopically diagnosed. In the US, high current low energy accelerators are currently exploiting the plateau in  $dE/dX$  from nuclear stopping on the Neutralized Drift Compression Experiment (NDCX-I) [3] and plans are being developed to exploit deposition at the Bragg peak on an upgrade called NDCX-II. This is in contrast to the European approach at GSI using high energy but lower current accelerators, that operate near a minimum in  $dE/dX$  providing large volumes of uniform energy deposition [4, 5]. Ideally the energy deposition occurs in a time short compared to the hydro expansion time scale, so that temperatures large compared to the vaporization temperature can be achieved but at solid density. Recently, NDCX-I has been used to study beam compression to short pulse durations and simultaneously small focal spots. Plasma is introduced along the beam path [6, 7] to reduce the effects of space charge both longitudinally (to minimize pulse duration) and radially (to minimize spot radius). Although initially a beam physics experiment, a target chamber has been designed, fabricated and installed and a suite of diagnostics has been developed and is being tested on NDCX-1. The target temperatures that will be achieved on NDCX-I depend ultimately on the central beam intensity, and experiments in the metallic two-phase regime are expected to be carried out soon [8].

In this paper we describe simulations of experiments that are relevant to recent developments in both HIF and WDM. In section II, we list some of the parameters expected for NDCX-I and describe simulations carried out in support of the experiment. In section III, we discuss simulations for targets of a planned accelerator, that would have significantly more ion energy and current than NDCX-I, called NDCX-II [9], and that would operate at or near the Bragg peak where the derivative of the energy loss rate ( $dE/dx$ ) with respect to energy is zero. The targets include In section III, we briefly discuss a concept for ion driven direct drive for IFE, and in section IV, we describe the concepts for and simulations of experiments on NDCX II, that would help validate aspects of the direct drive target concepts discussed in section III.

## II. NDCX-I Planar Targets

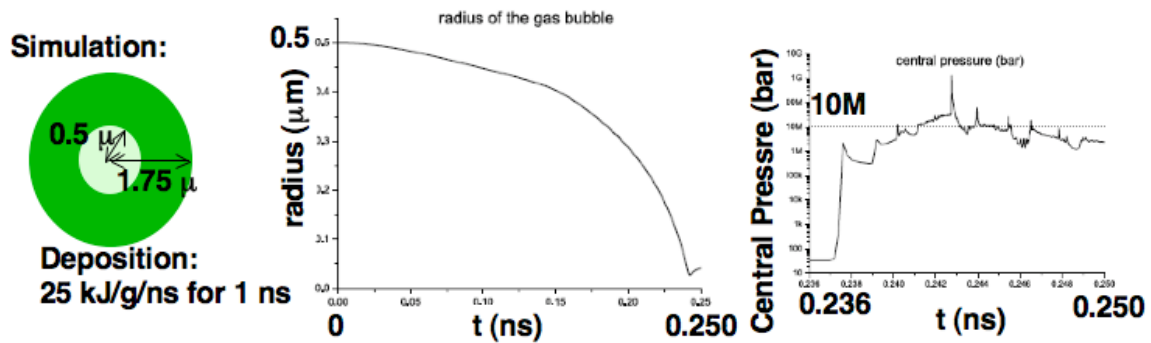
NDCX-I currently produces a 350 kV, 25 mA singly charged potassium ion beam with a pulse duration up to 10  $\mu\text{s}$  [3]. Four solenoids provide beam confinement and impart a radial convergence towards a final, high field solenoid. A section of the beam, approximately 120 ns in length, can receive a time dependent voltage ramp that gives the tail a velocity increase relative to the head, that, in the absence of space charge effects, can compress the pulse to a duration of  $\sim 2$  ns and a current of approximately 2 A. After the voltage tilt is imposed, the beam passes into a neutralized drift section where plasma is injected along the path of the beam. After the two meter drift, the beam passes through a final solenoid where it converges towards the target to a radius ( $2^{1/2}$  rms) of 0.5 to 2 mm. Figure 1 shows results from HYDRA [10] simulations (by E.Henestroza) of the beam impinging on a 300 nm tin foil after 6 ns. As can be seen in the simulation, the temperature reaches approximately 0.24 eV. By using the prepulse to heat the material near (or to) the boiling point, and then depositing a short ( $\sim 2$  ns) pulse to super critically raise the temperature of the material, optimal use of the total pulse energy may be obtained and observations of the material expanding through the two-phase region may be achieved. A gold cone (cf [8]) to focus the beam will be employed to further enhance the beam intensity, as well as ensure that the beam is fully neutralized near the target. The ion energy of NDCX-I will be below the energy at the Bragg peak, but nevertheless will be relatively constant due to the plateau in  $dE/dX$  with energy at that energy arising from contributions to nuclear scattering. Descriptions of the experiments planned on NDCX-I may be found in [8]). Part of the evolution of the expanding material will be through the two phase (vapor/liquid) regime, and the evolution of the droplets and bubbles in super heated metals is of practical interest [11]. The droplet evolution has been modeled using simple kinetic rate equations, that suggest that most droplets should persist in the outflowing expanding material. See e.g. [11, 12].



**Figure 1.** HYDRA simulation of NDCX I beam focused onto 300 nm Tin foil. Color indicates the temperature at points within the foil, 6 ns after the NDCX1 beam began bombarding the foil. Parameters used in the simulation: Ion energy 350 keV, ion species:  $\text{K}^+$ , spot radius 0.5 mm, central peak fluence of  $0.1 \text{ J/cm}^2$ .

### III. NDCX-II Targets for WDM

With the higher ion energy ( $\sim 2.8$  MeV), ion current ( $\sim 30$  A), longer range ( $\sim 4$   $\mu\text{m}$ ), and shorter pulse ( $\sim 1$  ns FWHM), NDCX II is being designed for experiments in the WDM regime, i.e. it will be able to access temperatures around the critical temperature of several metals ( $\sim 1$  eV), and densities at solid density and below. Simulations [13] of the NDCX-II beam impinging upon a solid or foam target of Al, have shown that pressures slightly less than one Mbar will be achieved in solids, and less in foams. To achieve even higher pressures and temperatures with the same ion beam, novel target configurations are being considered. One such technique utilizes voids in the the material to allow the pressure from heated walls surrounding the voids to compress the material between the expanding metallic walls. Planar voids, cylindrical holes and spherical holes are being considered. The highest temperatures and pressures so far achieved to date in the simulations using NDCX II parameters, occur when spherical bubbles (containing Ar gas) in solid Al are heated at  $25$  kJ/g/ns over a  $1$  ns pulse (corresponding to  $35$  J/cm<sup>2</sup>). In figure 2, results from a simulation (by S. F. Ng) using the 1D DISH [14] code adapted to spherical coordinates [18] are displayed. The equation of state used in the simulation is QEOS [15]. In the simulations  $\sim 10$  Mbar pressures were obtained in the center of bubble.

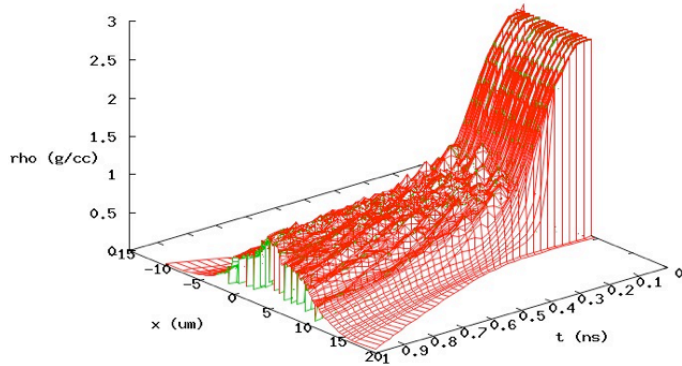


**Figure 2.** Simulation (by S.F. Ng) of a spherically imploding bubble in Al for NDCX II parameters.

Simulations in which the targets are planar with cylindrical holes parallel to the beam direction have also been carried out (by E. Henestroza) using HYDRA. The ion beam heats the walls of the cylinder, compressing the heated metal along the axis of the hole. For energy deposition of  $10$  J/cm<sup>2</sup> (a conservative estimate of NDCX II capabilities) onto  $4$   $\mu$  thick Sn foil, with a  $6$   $\mu$  diameter cylindrical hole, central temperatures of  $2.6$  eV and maximum pressures of  $1.3$  Mbar were achieved.

Another class of targets that is being consider for study on NDCX II are metallic foams. To understand the simple scaling of expansion rate, pressure and temperature evolution, and homogenization rate with foam parameters a model consisting of solid slabs and voids has been simulated. Figure 3 illustrates a typical simulation result (by A. Zylstra), from the DISH [14] code of a planar 30% Al foam consisting of 15 layers. The slabs were

heated in 0.5 ns pulse, with a total energy deposition of 30 kJ/gm. The figure shows the initial evaporation of the slabs, followed by partial homogenization, and a macroscopic rarefaction wave propagating to the center of the slab. Foams are of interest because of their use in ICF targets as radiation converters and structural material, as well as the intrinsic physics.



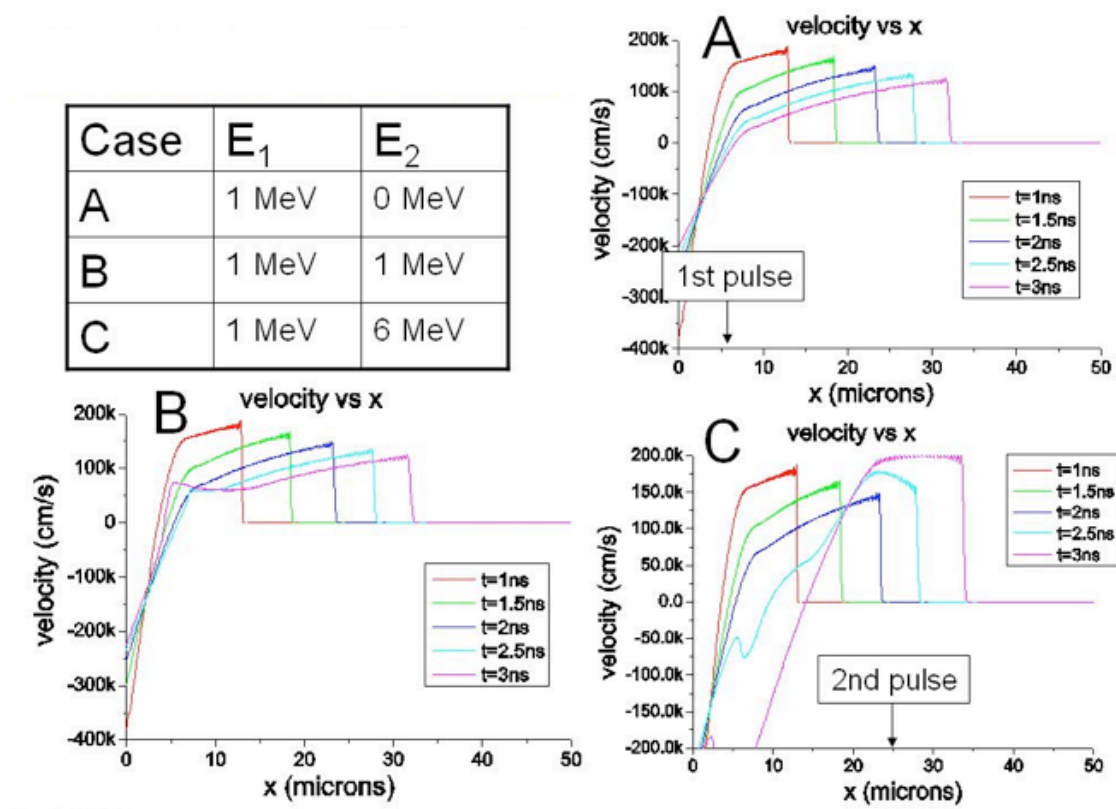
**Figure 3.** Evolution of the density ( $\rho$ ) of a 1D metallic foam, consisting of 15 solid layers interspersed with voids using the DISH code. (See sec. III for simulation parameters).

#### IV. Direct drive targets for IFE

As discussed in the introduction, direct drive targets are attractive because the energy in the driver beam is directly deposited into the ablator, minimizing the total required energy in the beam pulse. (In indirect drive, some of the energy is used to heat up and ionize the hohlraum, reducing the beam-to-capsule coupling efficiency; but the approach benefits from more uniform illumination of the capsule). With laser direct drive, the laser energy is deposited in a zone near the critical density, which, over the course of the laser pulse, increases its distance from the inwardly propagating fuel shell, so that by the end of the pulse, the laser-to-capsule coupling efficiency is small. For the case of ion beams, the ion energy is deposited volumetrically so the ion energy can be deposited (at least initially) close to the edge of the fuel shell. If the ion energy and range were held constant, as the ablation material blows off of the capsule, the ion beam would be stopped in the blowoff material, at an increasing distance from the ablation surface, limiting its ability to accelerate the fuel shell. However by increasing the ion energy, and hence the ion range, the energy transfer can be kept high. Earlier work (see e.g. [19-21]), have taken advantage of the increasing ion energy to compensate for range shortening. Recent simulations [1] have demonstrated the effect of increasing ion range over the course of the pulse, leading to coupling efficiencies of 15%. In those simulations, the range increase came from the increasing target electron temperature. Analytical calculations [16] show that by increasing the ion energy by a larger factor than previous work (and reducing the spot size) over the course of the pulse, the coupling can increase to  $\sim 25\%$ . This is nearly four times the coupling efficiency of lasers, attributable to the volumetric energy deposition of ion beams, and the effect of keeping the deposition point close to the ablation front.

## V. NDCX-II Targets for IFE

In addition to WDM studies described in section III, NDCX II will test the efficacy of energy ramping to increase coupling efficiency that is crucial for the direct drive target concepts discussed in section IV above. The concept for the experiment is to compare the target performance after two ion pulses heat a planar slab of material creating a shock wave, for which the velocity can be measured at the downstream face of the slab. By comparing the results when the second pulse has the same energy as the first, to those for the case when the second pulse has a higher energy than the first, the effect of energy ramp can be demonstrated. For either case, the first pulse of the ion beam deposits energy in one ion range  $R$  (where the target is envisioned to have a thickness that is about three times the ion range). After one hydrodynamic time ( $R/c_s$ , where  $c_s$  is the sound speed) the ablation pressure wave has propagated a distance  $\sim R/c_s$ , and has raised the temperature from an initial temperature  $T_0$  to a higher temperature  $T_1$ . Meanwhile if the second pulse is at the same ion energy, it is stopped in the outflowing plasma, and does not add any energy to the ablation pressure. However, if the second pulse has a sufficiently higher ion energy and hence larger range, the second pulse energy deposition can be right behind the ablation wave, adding to the pressure and temperature  $T_2$  of the wave, where  $T_2 > T_1$ . In an ion direct-drive target, a temporally ramping ion energy will lead to efficient coupling of the ion beam energy into ablation pressure, which ultimately leads to an efficient acceleration of the fuel layer in the target, and thus efficient coupling of ion energy into fuel kinetic energy. In a planar experiment on NDCX II, the coupling efficiency can be calculated by measuring the velocity of the material at the face of the target where the beam exits the slab, after the pressure wave has reached it. We have carried out simulations of these types experiments. Energies of up to 6 MeV are assumed, achieved by either increasing the number of induction cells in the accelerator, or by doubly ionizing the Li beam.



**Figure 4.** Simulations (by S. F. Ng) using the DISH code of the double-pulse experiment (see sec. V for explanation).

In Figure 4, an ion pulse of length one ns, and energy of 1 MeV impinges upon a 50 micron thick slab of solid Ar at  $x = 0$ , creating a weak shock wave that propagates to the right. A second pulse also of duration 1 ns impinges upon the slab at time  $t = 2$  ns. Snapshots of the velocity profile within the slab are shown for three different cases A, B, and C, having second pulse ion energies of 0, 1, and 6 MeV respectively at five different times. As can be seen from the figure, the velocity of the shock wave is not changed if the second pulse has an ion energy of 1 MeV or is not there at all (0 MeV), (indicating weak coupling of the second pulse) but is greatly enhanced if the ion energy increases to 6 MeV energy, so that its increased range can keep pace with the shock front. Other simulations (not shown) indicate that a single 6 MeV pulse would produce material velocities much less than the combination of a 1 MeV and a 6 MeV pulse. Other experimental concepts including the use of a ramped pulse instead of two separate pulses, and double pulses in metallic foams have been investigated [17] and are reported elsewhere.

## VI. Conclusion

We have simulated a number of novel target concepts for the current NDCX I experiment at Lawrence Berkeley National Laboratory and the planned upgrade to it, NDCX II.



Simulations suggest the metallic two-phase regime in NDCX I can be explored. In NDCX II, planar targets at temperature of  $\sim 1$  eV, and pressure of  $\sim 0.5$  MBar are predicted; cylindrical imploding bubbles will reach a few eV, and pressures greater than 1 Mbar, and spherical imploding bubbles could reach  $\sim 10$  eV, 10 Mbar pressure. Foam homogenization, expansion, and peak temperature are being modeled using "planar" foams. Droplet formation is being studied using a model that follows the evolution of a single droplet in an expanding gas.

For HIF, direct drive concepts have been proposed that have high coupling efficiency, by utilizing a ramped ion energy. NDCX II will be able to test this key aspect of this direct drive target concept, changing ion energy to keep the ion deposition point close to ablation front. Simulations give evidence that the downstream slab velocity will give significant differences between double pulse experiments in which the energy is ramped versus the unramped case.

## References

- [1] B. G. Logan, L. J. Perkins, and J. J. Barnard, *Phys. Plasmas* **15**, 072701 (2008).
- [2] *Frontiers in High Energy Density Physics - The X-Games of Contemporary Science* (National Academies Press), (2003).
- [3] P. A. Seidl, A. Anders, R.H. Cohen, J.E. Coleman, M. Dorf, E.P. Gilson, D.P. Grote, J.Y. Jung, M. Leitner, S.M. Lidia, B.G. Logan, P.K. Roy, A.B. Sefkow, W.L. Waldron, D.R. Welch, "Progress in beam focusing and compression for warm dense matter experiments," *Nucl. Inst. Meth. Phys. Res. A*, (these proceedings, 2008).
- [4] N.A. Tahir et al., *PRL* 95 (2005) 035001
- [5] N.A. Tahir et al., *NIMA* 577 (2007) 238.
- [6] P. K. Roy, P. A. Seidl, A. Anders, J. E. Coleman, E. P. Gilson, D. P. Grote, J. Y. Jung, M. Leitner, S. Lidia, B. G. Logan, A. B. Sefkow, W. L. Waldron, D. R. Welch, "Space-charge neutralizing plasma for beam drift compression experiments," *Nucl. Inst. Meth. Phys. Res. A*, (these proceedings, 2008).
- [7] P. C. Efthimion, E. P. Gilson, and R. C. Davidson, "Meter-long plasma source for heavy ion beam charge neutralization," *Nucl. Inst. Meth. Phys. Res. A*, (these proceedings, 2008).
- [8] F. M. Bieniosek, J. J. Barnard, J.E. Coleman, E. Henestroza, M. A. Leitner, B. G. Logan, R. M. More, P. A. Ni, P. K. Roy, W. L. Waldron, P. A. Seidl, "High energy density physics experiments with intense heavy ion beams," *Nucl. Inst. Meth. Phys. Res. A*, (these proceedings, 2008).
- [9] A. Friedman, J. J. Barnard, R. J. Briggs, M. Dorf, D. P. Grote, E. Henestroza, I. Kaganovich, M. A. Leitner, E. P. Lee, B. G. Logan, A. B. Sefkow, W. M. Sharp, W. L. Waldron, D. R. Welch, and S. S. Yu, "Toward a physics design for NDCX-II, a platform for studying ion beam-heated matter," *Nucl. Inst. Meth. Phys. Res. A*, (these proceedings, 2008).
- [10] M. M. Marinak, G. D. Kerbel, N. A. Gentile, O. Jones, D. Munro, S. Pollaine, T. R. Dittrich, and S. W. Haan, *Phys. Plasmas* **8**, 2275 (2001).

- [11] E. Lescoute, L. Hallo, B. Chimier, and V. T. Tikhonchuk, D. H'ebert, J.-M. Chevalier, B. Etchessahar and P. Combis, "Experimental observations and modeling of nanoparticle formation in laser-produced expanding plasma," *Physics of Plasmas*, **15**, 063507 (2008).
- [12] J. Armijo, master's internship report, ENS, Paris, 2006; J. Armijo, J. Barnard, R. More *Bulleting Amer. Phys. Soc.* **51** (2006); and J. Armijo and J.J. Barnard, in preparation (2008).
- [13] J. J. Barnard, J. Armijo, R. M. More, A. Friedman, I. Kaganovich, B. G. Logan, M. M. Marinak, G. E. Penn, A. B. Sefkow, P. Santhanam, P. Stoltz, S. Veitzer, J. S. Wurtele "Theory and Simulation of Warm Dense Matter Targets," *Nuclear Instruments and Methods in Physics Research A*, 577 (2007) 275-283.
- [14] R. M. More, DISH User Manual, 2008, LBNL Report.
- [15] R. M. More, K. H. Warren, D. A. Young and G. B. Zimmerman, *Phys. Fluids* **31**, 3059 (1988).
- [16] B.G. Logan, "Exploring a unique vision for HIF," preprint, January 2008.
- [17] S. F. Ng, S. Veitzer, J. J. Barnard, P. T. Leung, S. S. Yu, in preparation (2008).
- [18] S. F. Ng, J.J Barnard, P. T. Leung, S. S. Yu, "Sonoluminescence test for equation of state in warm dense matter," *Nucl. Inst. Meth. Phys. Res. A*, (these proceedings, 2008).
- [19] K.A. Long and N.A. Tahir , "Range shortening, radiation transport, and Rayleigh Taylor instability phenomena in ion-beam-driven inertial fusion reactor size targets: Implosion, ignition, and burn phases," *Physical Review A* 35 (1987) 2631.
- [20] G. O. Allshouse, R.E. Olson, and D.A.Callahan-Miller, and M. Tabak, "Deposition and drive symmetry for light ion ICF," *Nuc. Fusion* **39**, (1999).
- [21] M. Tabak and D. Callahan-Miller, "Design of a distributed radiator target for inertial fusion driven from two sides with heavy ion beams," *Phys. of Plasmas* **5**, 1895, (1998).