

UCLA

Census Snapshots

Title

Census Snapshot: Puerto Rico

Permalink

<https://escholarship.org/uc/item/3fh873kp>

Authors

Romero, Adam P
Rosky, Clifford J
Badgett, M.V. Lee
et al.

Publication Date

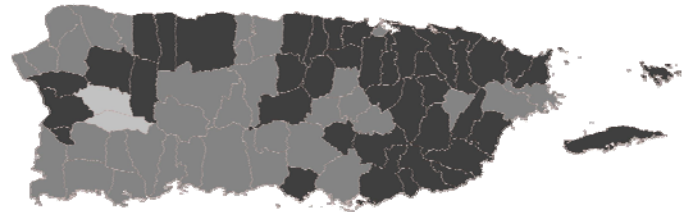
2008-04-01

PUERTO RICO


APRIL 2008

Adam P. Romero, *Public Policy Fellow*
Clifford J. Rosky, *Research Fellow*
M.V. Lee Badgett, *Research Director*
Gary J. Gates, *Senior Research Fellow*

Using data from the U.S. Census Bureau, this report provides demographic and economic information about same-sex couples and same-sex couples raising children in the Commonwealth of Puerto Rico. We compare same-sex “unmarried partners,” which the Census Bureau defines as an unmarried couple who “shares living quarters and has a close personal relationship,” to different-sex married couples in Puerto Rico.¹



**Same-sex couple households
per 1,000 households**



In many ways, the nearly 7,000 same-sex couples living in Puerto Rico are similar to married couples. According to Census 2000, they live throughout the Commonwealth, are racially and ethnically diverse, have partners who depend upon one another financially, and actively participate in Puerto Rico’s economy. Census data also show that 35% of same-sex couples in Puerto Rico are raising children. However, same-sex couples, especially those with children, have fewer economic resources to provide for their families than their married counterparts: they have lower household incomes and lower rates of homeownership.

SAME-SEX COUPLES AND THE LGB POPULATION IN PUERTO RICO

- In 2000, there were 6,818 same-sex couples living in Puerto Rico.²
- In 2005, there were an estimated 48,000 gay, lesbian, and bisexual people (single and coupled) living in Puerto Rico.³

INDIVIDUALS IN SAME-SEX COUPLES ARE DEMOGRAPHICALLY AND GEOGRAPHICALLY DIVERSE

- Individuals in same-sex couples are, on average, 41 years old, and significantly younger than individuals in married couples (47 years old) in Puerto Rico.
- Individuals in same-sex couples in Puerto Rico mirror their married counterparts in race and ethnicity: 2% of individuals in same-sex couples are non-Hispanic, compared to 1% of married individuals.

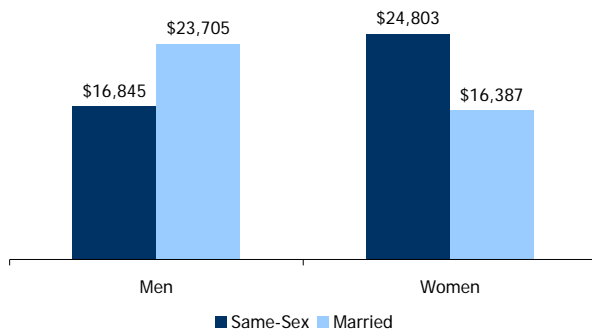
- There are more female same-sex couples (54%) than male same-sex couples (46%) in Puerto Rico.⁴
- Same-sex couples live in all but one of the municipalities in Puerto Rico and constitute 0.9% of coupled households and 0.5% of all households in the Commonwealth. San Juan Municipio reported the most same-sex couples with 1,061 couples (0.65% of all households in the municipality), followed by Bayamón Municipio with 401 couples (0.54%), and Carolina Municipio with 384 couples (0.60%). The municipalities with the highest percentage of same-sex couples are Maunabo Municipio (0.80% of all municipality households), Vieques Municipio (0.78%), and Aguas Buenas Municipio (0.76%).⁵

PEOPLE IN SAME-SEX COUPLES ARE ACTIVELY ENGAGED IN THE ECONOMY

- 35% of individuals in same-sex couples are employed, compared to 38% of married individuals.

- Contrary to a popular stereotype, the annual earnings of men in same-sex couples are significantly lower than those of married men. On average, men in same-sex couples in Puerto Rico earn \$16,845 each year, significantly less than \$23,705 for married men. The median income of men in same-sex couples in Puerto Rico is \$14,400, or 4% less than that of married men (\$15,000).
- Women in same-sex couples in Puerto Rico earn an average of \$24,803 per year (with a median of \$13,600), more than married women, whose earnings average \$16,387 (with a median of \$12,500).

Average Individual Earnings



- Individuals in same-sex couples in Puerto Rico are more likely to work in the private sector: 80% of individuals in same-sex couples work in the private sector, compared to 61% of married individuals; 10% of individuals in same-sex couples work in the public sector, compared to 26% of married individuals; and 9% of individuals in same-sex couples are self-employed, compared to 13% of married individuals.
- 16% of individuals in same-sex couples in Puerto Rico have earned a college degree, compared to 19% of married individuals.
- Despite the military's historic policies of excluding gay men and lesbians from service, individuals in same-sex couples have served in the military: 3% of individuals in same-sex couples in Puerto Rico are veterans, compared to 7% of married individuals.

SAME-SEX PARTNERS IN PUERTO RICO DEPEND UPON ONE ANOTHER IN WAYS THAT ARE SIMILAR TO MARRIED COUPLES

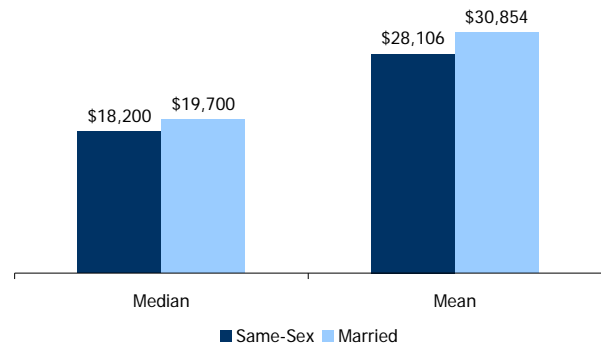
- Couples in which one partner does not work or earns significantly less than the other partner may indicate financial interdependence. 32% of same-sex couples have only one wage earner, compared to 34% of married couples.
- The mean income gap between same-sex partners is \$9,012, compared to \$12,150 for married spouses.

- A larger percentage of same-sex couples in Puerto Rico have at least one partner who is disabled: 51% of same-sex couples, compared to 43% of married couples.
- 14% of same-sex couples have at least one partner who is age 65 or older, compared to 19% of married couples.

SAME-SEX HOUSEHOLDS IN PUERTO RICO HAVE FEWER ECONOMIC RESOURCES THAN MARRIED HOUSEHOLDS

- The median income of same-sex coupled households in Puerto Rico is \$18,200, less than that of married couples (\$19,700). The average household income of same-sex couples is \$28,106, less than that of married couples (\$30,854).

Household Incomes

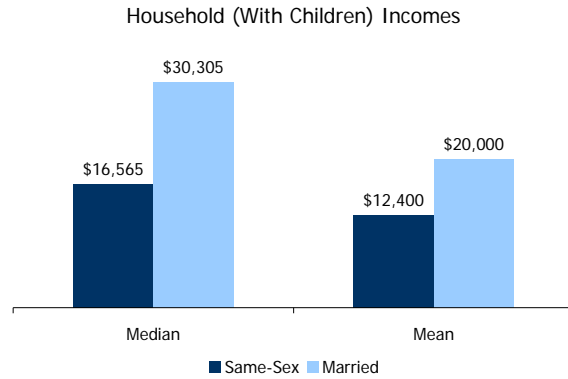


- Same-sex couples are significantly less likely than married couples to own their homes: 70% of same-sex couples in Puerto Rico own their home, compared to 79% of married couples.

SAME-SEX COUPLES ARE RAISING CHILDREN IN PUERTO RICO, YET WITH FAR FEWER ECONOMIC RESOURCES THAN MARRIED PARENTS

- 40% of same-sex couples in Puerto Rico are raising children under the age of 18.
- An estimated 6,318 of Puerto Rico's children are living in households headed by same-sex couples.⁶
- In Puerto Rico, same-sex couples with children under 18 in the home have, on average, 2.3 children, compared to 1.9 children for married parents.
- 38% of same-sex parents in Puerto Rico have only one wage earner, compared to 39% of married parents.

- Same-sex parents have fewer financial resources to support their children than married parents in Puerto Rico. The median household income of same-sex couples with children is \$12,400, or 38% lower than that of married parents (\$20,000). The average household income of same-sex couples with children is \$16,565, significantly less than \$30,305 for married parents.
- While 56% of same-sex couples with children own their home, a significantly larger percentage of married parents (74%) own their home.



CONCLUSION

Census data provide valuable information about gay and lesbian couples in Puerto Rico. While in many respects Puerto Rico's same-sex couples look like married couples, same-sex couples—especially those with children—have fewer economic resources to provide for their families than their married counterparts and lower rates of homeownership.

	Same-Sex	Married
Race/Ethnicity ⁷		
White	1.9%	1.1%
Black	0.4%	0.1%
Hispanic	97.7%	98.5%
Asian	0.0%	<0.1%
American Indian/Alaskan Native	0.0%	<0.1%
Other	0.0%	<0.1%
Average age*	40.7	46.6
Percent with college degree or better	16.0%	18.6%
Percent employed	35.5%	38.0%
Employment ⁷		
Private employer*	79.5%	61.4%
Public employer*	10.0%	25.6%
Self-employed	9.5%	12.7%
Veteran status*	2.6%	7.4%
Average individual salary		
Men*	\$16,845	\$23,705
Women	\$24,803	\$16,387
Median individual salary		
Men	\$14,400	\$15,000
Women	\$13,600	\$12,500

* Difference significant at the 5% level or better (two-tailed tests).
 ^ Difference significant at the 10% level or better (two-tailed tests).

	Same-Sex	Married
At least one partner 65 or older	13.9%	18.7%
Percent disabled	51.5%	42.8%
Average household income	\$28,106	\$30,854
Median household income	\$18,200	\$19,700
Income gap between partners	\$9,013	\$12,150
Single wage earner	31.5%	34.2%
Homeownership*	69.8%	79.0%
Percent with children under 18*	40.3%	54.7%

* Difference significant at the 5% level or better (two-tailed tests).
 ^ Difference significant at the 10% level or better (two-tailed tests).

	Same-Sex parents	Married parents
Average number of children under 18 in the household	2.3	1.9
Single wage earner (parents)	38.0%	38.6%
Average household income (parents)*	\$16,565	\$30,305
Median household income (parents)	\$12,400	\$20,000
Homeownership (parents)*	55.8%	73.5%

* Difference significant at the 5% level or better (two-tailed tests).
 ^ Difference significant at the 10% level or better (two-tailed tests).

Appendix A: Counts and percent of same-sex couples by county

County	Number of same-sex couples	Percent of same-sex couples out of all households
Adjuntas	26	0.44%
Aguada	62	0.46%
Aguadilla	87	0.39%
Aguas Buenas	70	0.76%
Aibonito	56	0.67%
Añasco	53	0.56%
Arecibo	172	0.50%
Arroyo	34	0.55%
Barceloneta	34	0.45%
Barranquitas	42	0.48%
Bayamón	401	0.54%
Cabo Rojo	78	0.46%
Caguas	265	0.56%
Camuy	66	0.58%
Canóvanas	96	0.71%
Carolina	384	0.60%
Cataño	41	0.43%
Cayey	87	0.56%
Ceiba	26	0.45%
Ciales	30	0.50%
Cidra	62	0.47%
Coamo	42	0.36%
Comerio	22	0.35%
Corozal	62	0.55%
Culebra	4	0.57%
Dorado	70	0.64%
Fajardo	82	0.58%
Florida	16	0.40%
Guánica	28	0.38%
Guayama	83	0.58%
Guayanilla	30	0.42%
Guaynabo	180	0.53%
Gurabo	63	0.54%
Hatillo	64	0.50%
Hormigueros	32	0.55%
Humacao	115	0.60%
Isabela	70	0.47%
Jayuya	22	0.43%
Juana Díaz	72	0.48%
Juncos	46	0.39%
Lajas	40	0.44%
Lares	61	0.56%
Las Marias	10	0.28%
Las Piedras	58	0.52%
Loiza	63	0.66%
Luquillo	39	0.59%
Manatí	74	0.48%
Maricao	4	0.20%

County	Number of same-sex couples	Percent of same-sex couples out of all households
Maunabo	32	0.80%
Mayagüez	182	0.52%
Moca	61	0.48%
Morovis	51	0.58%
Naguabo	37	0.47%
Naranjito	33	0.37%
Orocovis	37	0.52%
Patillas	41	0.62%
Peñuelas	29	0.38%
Ponce	277	0.46%
Quebradillas	41	0.50%
Rincón	24	0.47%
Río Grande	93	0.57%
Sabana Grande	35	0.39%
Salinas	42	0.41%
San Germán	55	0.43%
San Juan	1061	0.65%
San Lorenzo	70	0.53%
San Sebastián	82	0.55%
Santa Isabel	35	0.52%
Toa Alta	118	0.61%
Toa Baja	176	0.58%
Trujillo Alto	148	0.61%
Utua	48	0.43%
Vega Alta	66	0.55%
Vega Baja	133	0.67%
Vieques	26	0.78%
Villalba	28	0.36%
Yabucoa	63	0.51%
Yauco	70	0.47%

About the Authors

Adam P. Romero is Public Policy Fellow at the Williams Institute, UCLA School of Law. J.D. Yale Law School; A.B., *summa cum laude*, Cornell University. His current research examines the significance of family in society and law, especially as relevant to disabled adults without family.

Clifford J. Rosky is Research Fellow at the Williams Institute, UCLA School of Law. J.D. Yale Law School; B.A., *summa cum laude*, Amherst College. His current research examines the significance of gender in family law cases involving lesbian and gay parents.

M.V. Lee Badgett is Research Director at the Williams Institute, UCLA School of Law, and Director of the Center for Public Policy and Administration at the University of Massachusetts Amherst, where she is also on the faculty of the Department of Economics. She studies family policy and employment discrimination related to sexual orientation.

Gary J. Gates is Senior Research Fellow at the Williams Institute, UCLA School of Law. He studies the demographic and economic characteristics of the lesbian and gay population.

¹ Unless otherwise noted, we calculate the demographic characteristics from the Census 2000 Public Use Microdata Sample (5% file) available from the U.S. Census Bureau. For a detailed discussion of the Census 2000 methodology used in this report, see *Census Snapshot: Methods Note*, available at <http://www.law.ucla.edu/williamsinstitute/publications/MethodologicalDetailsForCensusSnapshots.pdf>.

² Tavia Simmons & Martin O'Connell, U.S. Department of Commerce, U.S. Census Bureau, *Married-Couple and Unmarried-Partner Households*, Census 2000 Special Reports, CENSR-5, p. 4, tab. 2 (Feb. 2003).

³ Analyses from the National Survey of Family Growth find that 4.1% of men and women aged 18-45 identify as lesbian, gay, or bisexual (LGB). If 4.1% of all adults identify as such, then an estimated 8.94 million adults are LGB in the United States and Puerto Rico. According to data from the 2005 American Community Survey, 0.5% of all same-sex couples in the United States and Puerto Rico live in Puerto Rico. Assuming the proportion of all sex-sex couples who live in a given state or locality is the same as the proportion of all LGB individuals living in that area, multiplying 0.5% by 8.94 million gives the approximate number of GLB people living in Puerto Rico. More precise numbers were used in our calculation.

⁴ Simmons & O'Connell, *supra* note 2.

⁵ U.S. Census Bureau, *Unmarried Partner Households by Sex of Partners*, PCT14. Percentages of total households computed by dividing data in PCT14 by data in P15 (total households).

⁶ Computed by multiplying the number of same-sex couples times the percent of same-sex couples with children times the average number of children under 18 in the household.

⁷ Due to rounding, percent may not add to 100.

For more information, contact:
The Williams Institute
UCLA School of Law
Box 951476
Los Angeles, CA 90095-1476
T (310)267-4382
F (310)825-7270
williamsinstitute@law.ucla.edu
www.law.ucla.edu/williamsinstitute