

UC Riverside

UC Riverside Previously Published Works

Title

Insecticide resistance and its underlying mechanisms in field populations of *Aedes aegypti* adults (Diptera: Culicidae) in Singapore

Permalink

<https://escholarship.org/uc/item/3b27m0rt>

Journal

Parasites & Vectors, 7(1)

ISSN

1756-3305

Authors

Koou, Sin-Ying
Chong, Chee-Seng
Vythilingam, Indra
[et al.](#)

Publication Date

2014-12-01

DOI

10.1186/s13071-014-0471-0

Copyright Information

This work is made available under the terms of a Creative Commons Attribution License, available at <https://creativecommons.org/licenses/by/4.0/>

Peer reviewed

RESEARCH

Open Access

Insecticide resistance and its underlying mechanisms in field populations of *Aedes aegypti* adults (Diptera: Culicidae) in Singapore

Sin-Ying Koou^{1,2}, Chee-Seng Chong¹, Indra Vythilingam³, Chow-Yang Lee² and Lee-Ching Ng^{1*}

Abstract

Background: In Singapore, dose–response bioassays of *Aedes aegypti* (L.) adults have been conducted, but the mechanisms underlying resistance to insecticides remain unclear. In this study, we evaluated insecticide resistance and its underlying mechanism in field populations of *Ae. aegypti* adults.

Methods: Seven populations of *Ae. aegypti* were collected from public residential areas and assays were conducted according to WHO guidelines to determine their susceptibility to several commonly used insecticides.

Results: Various levels of pyrethroid resistance ($RR_{50} = 3.76$ to 142.06-fold) and low levels of pirimiphos-methyl resistance ($RR_{50} = 1.01$ to 1.51-fold) were detected. The insecticide susceptibility profile of *Ae. aegypti* adults was homogenous among the different study sites. Addition of the synergists piperonyl butoxide, *S,S,S*-tributyl phosphorotrithioate, and triphenyl phosphate generally failed to enhance the toxicity of the insecticides investigated, suggesting an insignificant role of metabolic-based insecticide resistance and possible involvement of target site resistance. Further biochemical investigation of specific metabolic enzyme activities provided further evidence that detoxifying enzymes such as mono-oxygenases, esterases, glutathione *S*-transferases and altered acetylcholinesterases generally did not contribute to the resistance observed.

Conclusions: This study confirmed the presence of pyrethroid resistance among *Ae. aegypti* adults in Singapore and documented the early onset of organophosphate resistance.

Keywords: Pyrethroid, Organophosphate, Synergist, Biochemical assay, Singapore, Dengue, *Aedes*

Background

Dengue continues to be one of the most serious vector-borne diseases in the world. The global situation of dengue is well documented [1]. Thousands to hundreds of thousands of dengue cases occur every year in each of the many dengue-endemic countries, including Singapore, and the complex dengue epidemiology is a major challenge in managing the epidemics [2]. A proactive vector control approach is required to achieve effective and sustainable control of this disease [3], as there is still no vaccine or specific treatment for dengue.

Dengue viruses are transmitted by *Aedes* mosquitoes, and *Aedes aegypti* (L.) is the primary dengue vector in

Singapore. This species has diurnal blood-feeding behaviour, with peak activities in the early morning and late afternoon. It is highly anthropophilic and displays a preference to feed and rest indoors or in close proximity to their breeding sites [4,5]. Thus, they are highly abundant in urban areas, propagating in and around human dwellings. Detection of the adult can be difficult, where they can rest undisturbed in sheltered areas.

Space spraying with adulticides is a common practice implemented in many dengue-endemic areas and this control method is necessary especially in areas with high mosquito density. The choice of space spraying techniques, such as ultra-low-volume application, thermal fogging, and indoor residual spraying, depends on the setting and field conditions to ensure maximum control. These treatments target the behaviour of *Ae. aegypti*, which usually rest on wall surfaces, thus increasing

* Correspondence: ng_lee_ching@nea.gov.sg

¹Environmental Health Institute, National Environment Agency, 11 Biopolis Way #06-05/08, Helios Block, S (138667), Singapore
Full list of author information is available at the end of the article

contact exposure of insecticides to achieve control [4]. However, the difficulty of achieving full coverage of the adult mosquito habitat limits the efficacy of application. Adults tend to rest hidden in sheltered locations, where insecticide may not reach. Furthermore, appropriate timing for fogging has often not been taken into account, although several models for effective fogging have been published in the last two decades [6,7].

The extensive and probably inappropriate application of insecticides has led to the development of insecticide resistance in *Ae. aegypti*. This species exhibits varying degrees of resistance to different insecticides. The numerous reports on the different types of resistance mechanisms have raised awareness on the importance of a good understanding of the resistance mechanisms for effective vector control.

Two important insecticide resistance mechanisms exhibited by insects are metabolic-based resistance and target site insensitivity [8-10]. The former involves three groups of detoxifying enzymes: mono-oxygenases (MFOs), esterases (ESTs), and glutathione S-transferases (GSTs) [11]. The target site insensitivity is associated with modification of three target sites: voltage-gated sodium channels, gamma-aminobutyric acid (GABA) receptors and acetylcholinesterases [12].

The objective of this study was to assess the extent of insecticide resistance and characterize the underlying mechanisms that may potentially play a role in the resistance. In this study, the susceptibility of *Ae. aegypti* adults to different classes of insecticides used in Singapore was assessed with bioassay, synergism, and biochemical studies. The insecticide susceptibility of mosquito populations from historical and new dengue sensitive areas was compared. Historically sensitive areas were locations where dengue clusters had been present for at least five years when larvae were collected; in these areas, insecticides were frequently used to manage dengue outbreaks. New sensitive areas are those where dengue clusters were reported less than five years before the commencement of larvae collection in 2010. We tested the hypothesis that the resistance level in historical sensitive areas is higher than that in new sensitive areas due to longer period of insecticide exposure in the former.

Methods

Experimental design

The Bora-Bora strain of *Ae. aegypti* was used in a baseline assay to define the diagnostic dose of each insecticide. Using the diagnostic dose, which is defined as two fold of lethal concentration that kills 99% of the reference population tested ($LC_{99} \times 2$), the mortality rate, 50% and 99% knockdown time of mosquitoes (KT_{50} and KT_{99}) for each field strain per insecticide were determined. In separate experiments, synergists were included to determine

their effects on mortality rate at the diagnostic dose of the insecticides. Biochemical assays were performed on the same batch of mosquitoes (F1 generation).

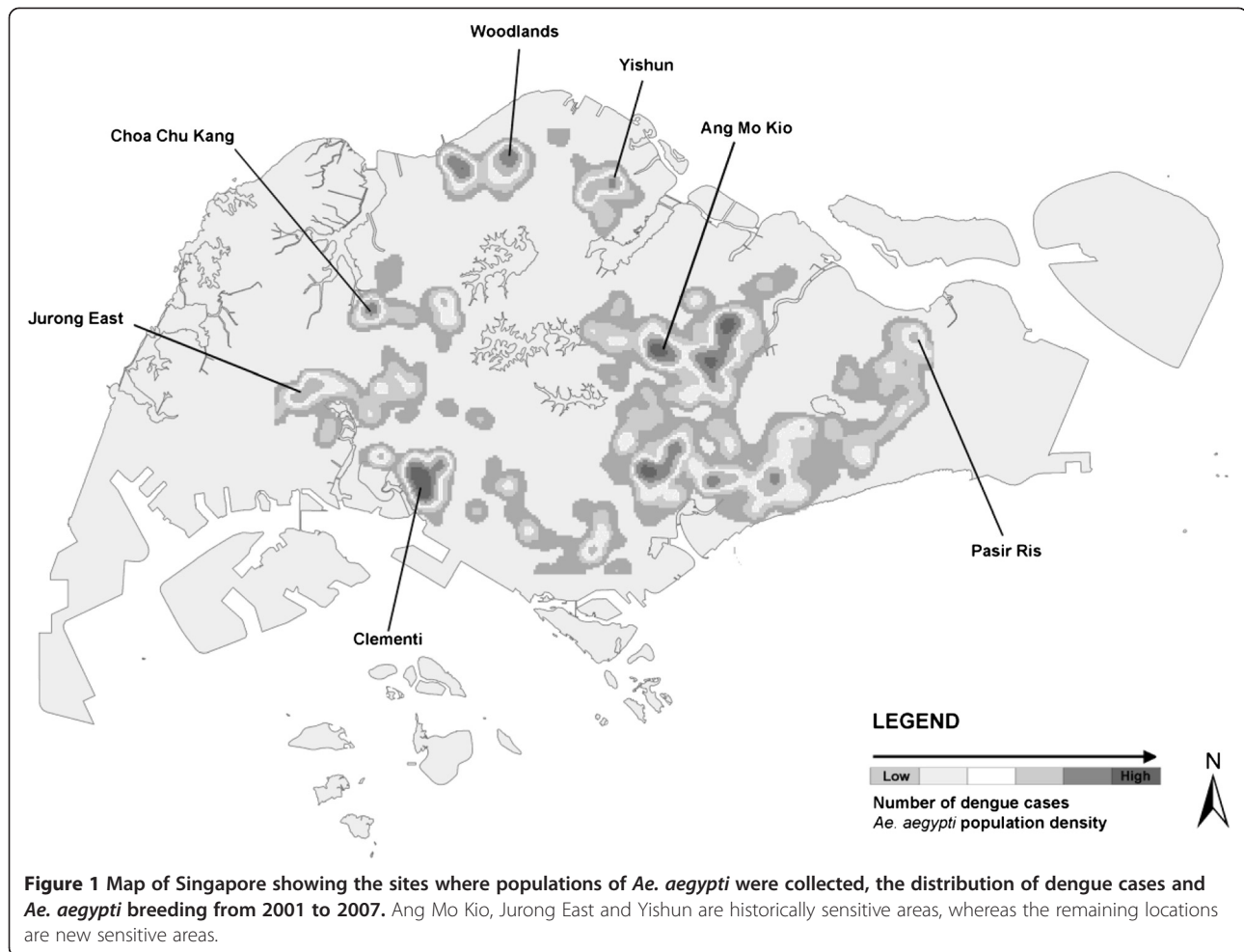
Mosquitoes

Seven populations of *Ae. aegypti* were collected from public residential areas (i.e. government built residential buildings) in Singapore, from January 2010 to March 2011. These areas were selected based on the relatively high number of reported dengue cases and *Ae. aegypti* indoor breeding sites. The areas were divided into two categories: historical dengue sensitive areas (Ang Mo Kio, Jurong East, and Yishun) where dengue clusters have been reported for more than five years when samples were collected; and new dengue sensitive areas (Choa Chu Kang, Clementi, Pasir Ris, and Woodlands) where dengue clusters were only more recently reported (in less than five years) (Figure 1 and Table 1).

Eggs from each site were collected and maintained separately as a single colony. To collect the eggs, ovitraps filled with hay-infusion [13] were placed along corridors in shaded areas or near potted plants. The traps were replaced weekly and paddles were air-dried for 1 or 2 weeks prior to hatching of eggs. All emerged adults were identified to species based on morphological characteristics [14], and those identified as *Ae. aegypti* were maintained at $25 \pm 2^\circ\text{C}$, $75 \pm 5\%$ relative humidity, and a 10 h light:14 h dark photoperiod with a 10% sucrose solution. Female mosquitoes aged 5–7 d were allowed to blood-feed on live guinea pigs. The use of live animals for laboratory work was approved by the Institutional Animal Care and Use Committee at the Environmental Health Institute, National Environment Agency, Singapore. Biochemical assays were performed using adults, which were killed at -20°C . Bioassay studies were conducted using F2 progenies. The Bora-Bora strain, which is a reference susceptible strain (F112) that has never been exposed to insecticide, was used for comparison. Standard protocols were followed strictly to ensure the production of uniform sized adults.

Insecticides

Technical grade insecticides (>90% purity) were used in this study. The following insecticides were tested: type I pyrethroid (permethrin (97.1%) from Bayer Cropscience, Bangkok, Thailand); type II pyrethroids (cypermethrin (93%) and deltamethrin (98%) from Asiatic Agricultural Industries, Singapore); non-ester pyrethroid (etofenprox (95.3%) from Jiangyin Trust, Jiangyin, Jiangsu, China), and organophosphate (pirimiphos-methyl (91.5%) from Syngenta Crop Protection, Singapore). To estimate LC_{50} and LC_{99} of each insecticide for each strain, five different concentrations of each insecticide were prepared according



to the WHO protocol [15]. Ethanol was used as the solvent.

WHO bioassays

The tests consisted of two parts: baseline test and diagnostic test. The baseline test was first performed using the Bora-Bora strain to determine the local diagnostic

dosages ($LC_{99} \times 2$) to use for the tests of field strains. Susceptibility of the Bora-Bora strain to all insecticides was determined by exposing 5–7 d old non-blood-fed female mosquitoes to varying concentrations of insecticides prepared in ethanol. A batch of 20–25 mosquitoes was aspirated into a plastic holding tube (12 × 4 cm) lined internally with an untreated filter paper (Whatman

Table 1 Mosquito collection sites in Singapore (2010 – 2011)

Locations	Collection sites	Number of residential buildings #	Coordinates	Collection period
Ang Mo Kio*	Ang Mo Kio St 41	5	1°21'N 103°51'E	Jan – Feb 10
Jurong East*	Jurong East St 13	5	1°20'N 103°44'E	Feb – May 10
Yishun	Yishun St 71	4	1°25'N 103°49'E	Jan – Apr 10
Choa Chu Kang	Choa Chu Kang Ave 3	3	1°22'N 103°44'E	Feb – May 10
Clementi	Clementi Ave 3	6	1°18'N 103°45'E	Jan – Feb 10
Pasir Ris	Pasir Ris St 21	4	1°22'N 103°57'E	Jan – Apr 10
	Pasir Ris Dr 6	5	1°22'N 103°57'E	Jan – Apr 10
Woodlands	Woodlands Circle	7	1°26'N 103°47'E	May – Jun 10

Ave: Avenue, Dr: Drive, St: Street, *conducted a second collection during the first quarter of 2011. # Ovitrap were set along the corridors at all residential buildings to get the sufficient amount of eggs. Ang Mo Kio, Jurong East and Yishun are historically sensitive areas; others are new sensitive areas.

12 × 15 cm, evenly impregnated with 3 ml of 10% ethanol and left to air dry for 30 min before being sealed and kept for 24 h prior to the test) and observed for viability for 30 min. Weak and damaged mosquitoes were removed and replaced. Mosquitoes from the holding tube were transferred to a horizontal testing tube (lined internally with a treated filter paper impregnated with 3 ml of insecticide solution) and exposed to insecticide for 1 h. Mosquitoes were transferred back to the holding tube vertically after 1 h of insecticide exposure for recovery, where 10% sucrose solution was provided. Mortality at 24 h post-treatment was recorded. Knockdown was defined as “collapsed against the netting or fallen to the base of the test tube and not moving” [16].

To establish the diagnostic dose ($LC_{99} \times 2$), the Bora-Bora strain was tested using five concentrations of each insecticide in four replicates, to obtain mortality ranges from 0 to 100% to generate LC_{50} and LC_{99} values according to the WHO guidelines [15]. Five controls without insecticide (filter paper treated with 10% ethanol only) were used per test.

To assess the susceptibility of each field population to each insecticide, adults were exposed to the diagnostic dose (obtained from susceptibility baseline) for 1 h and 3 h for organophosphate and all pyrethroid insecticides, respectively. The number of knockdown mosquitoes was observed at 10, 30, 45, 60, 90, 120, 150 and 180 min to obtain the KT_{50} and KT_{99} values. Knockdown time is a more sensitive indicator than mortality rate for resistance detection [17]. Unlike a dose/response test, it requires fewer individuals for toxicity evaluation. Knockdown time (KT_{50}), which is the time required for 50% of individuals to be knocked down was used compared to lethal concentration (LC_{50}) for resistance when resistance is recessive or present in low frequency [18]. The longer exposure period (3 h instead of 1 h) was used in all pyrethroid bioassays because preliminary tests showed that no knockdown occurred within 1 h. Mosquitoes were held for 24 h in the holding tube after exposure before mortality was recorded. Three tests, each performed on consecutive days, were conducted for each insecticide for each of the seven field populations.

Synergism tests

Synergism tests were conducted using the field populations to evaluate the effectiveness of synergists on detoxification of insecticides. Piperonyl butoxide (PBO) (94.4%, from Endura Fine Chemicals, Bologna, Italy), S,S,S-tributyl phosphorotrithioate (DEF) (97.1%, from Greyhound Chromatography and Allied Chemicals, Birkenhead, Merseyside, UK), and triphenyl phosphate (TPP) (99%, from Sigma-Aldrich, Singapore) were used. Adult mosquitoes were exposed to each synergist at varying concentrations to determine the maximum sub-lethal

concentration. Subsequently, the sub-lethal doses (4%, 5% and 10% for PBO, DEF, and TPP, respectively) were used in synergism tests. The protocol for the synergism tests were similar to the bioassays described above, except that the insecticide was mixed with synergist (1:1) prior to the test. Each synergist was used in conjunction with each of the five insecticides. Diagnostic tests in WHO bioassays section (exposure to insecticide only) served as positive control while bioassays without insecticide (exposure to 10% ethanol only) were used as negative control.

Biochemical assays

Enzyme levels in individual adults of the same batch of mosquitoes (the Bora-Bora strain, F112, and field strains, F1 generation) were measured according to the WHO procedure previously described by Hemingway [19]. Briefly, non-blood-fed young adult female mosquitoes (<3 d old) were individually homogenized in 200 μ l of reverse-osmosis water on ice. Next, 25 μ l of homogenate were used in the acetylcholinesterase assay. The remaining homogenate was centrifuged at 14 K, 4°C for 30 s, and the supernatant was used as the enzyme source for all other enzyme assays. A total of 94 adults per strain were analysed. The assays were performed in 96-well microplates on ice, and the absorbance (optical density (OD) values) was measured using a microtitre plate reader (ELISA system, Sunrise™, Tecan®, Mannedorf, Switzerland) with Magellan™ data analysis software (Tecan Group Ltd, Mannedorf, Switzerland). Enzyme activities were calculated as described below.

Acetylcholinesterase (AChE) assay

For each sample, 25 μ l of insect homogenate were mixed with 145 μ l of triton phosphate buffer. Next, 10 μ l of 0.01 M dithiobis 2-nitrobenzoic acid solution and 25 μ l of 0.01 M acetylthiocholine iodide were added to initiate the reaction. Two such reactions were prepared for each sample. While one reaction was allowed to progress, the other was inhibited using 0.05 μ l of 0.1 M propoxur. The OD of both reactions was measured at 405 nm after 1 h incubation, and the activity was expressed as percentage insensitive AChE activity after propoxur inhibition [20].

Non-specific esterase (EST) assay

For each sample, 20 μ l of supernatant derived from the insect homogenate were mixed with 200 μ l of the substrate, 30 mM α -naphthyl acetate. At the same time, another replicate of the same samples was also incubated with 30 mM β -naphthyl acetate. After 15 mins of incubation at room temperature, 50 μ l of fast blue stain were added to each reaction. The OD value was measured at 570 nm 15 min later. The activity against each substrate was calculated from standard curves of absorbance for known concentrations of α -naphthol or β -naphthol.

Enzyme activities are expressed as nmole of α -naphthol or β -naphthol/min/mg protein.

Glutathione S-transferase (GST) assay

A total of 200 μ l of 10 mM reduced glutathione (GSH) and 63 mM 1-chloro-2,4-dinitrobenzene mixture was added to 10 μ l of supernatant derived from the insect homogenate. Absorbance was determined at 340 nm after 20 min of incubation. GST activity was calculated following Beer's Law ($A = \epsilon cl$) and is reported as mMole of CDNB/min/mg protein. The OD value (A) was transformed to μ mole of CDNB conjugates using the extinction coefficient (ϵ) of 4.39 mM^{-1} . The path length (the depth of the buffer solution in the microplate well, l) was 0.6 cm.

Monoxygenase (MFO) assay

MFO activity was initiated by the addition of 80 μ l of 0.625 M potassium phosphate buffer pH7.2, 200 μ l of methanol solution of 3,3,5,5-tetramethyl benzidine solution, and 25 μ l of hydrogen peroxide (3%) to 2 μ l of supernatant derived from the insect homogenate. The reaction was allowed to oxidise for 2 h at room temperature before the OD value was read at 650 nm. MFO activity was calculated from a standard curve of absorbance for a known concentration of cytochrome C [21]. Enzyme activity is expressed as equivalent units of cytochrome P450/min/mg protein.

Protein assay

Protein concentration was used as a standard correction factor for the data for all enzyme activities to account for size variances among individuals. The protein concentration was calculated and transformed from the bovine serum albumin standard curve using a commercial kit (Bio-Rad, Foster City, California, USA). For this assay, 10 μ l of homogenate were mixed with 300 μ l of Bio-Rad dye reagent and incubated for 5 min. The OD was read at 570 nm.

Data analysis

Two different resistance classifications (mortality percentage and resistance ratio, RR_{50}) were used to indicate the susceptibility of *Ae. aegypti* to the insecticides tested in this study. Mortality percentage was used to assess

the effectiveness of synergists in enhancing the toxicity of insecticides, whereas the RR_{50} is a more sensitive indicator for resistance detection compared to mortality percentage.

Bioassay results were expressed as mortality percentage and the susceptibility status of each population was classified according to Davidson and Zahar [22], which corresponds to incipient resistance for interpreting the mosquito results on 4% DDT. Insects with 98-100% mortality were classified as susceptible, those with mortality less than 80% were classified as resistant, and those with 80-97% were classified as intermediate. Mortality rates were corrected using Abbott's formula [23] when control mortality was between 5% and 20%.

The RR_{50} was calculated by dividing the KT_{50} value of field strains with the corresponding KT_{50} value of the susceptible strain. RR_{50} was scaled as follows: $RR_{50} < 1$ (susceptible), $RR_{50} = 1$ to 10 (low resistance), $RR_{50} = 11$ to 30 (moderate resistance), $RR_{50} = 31$ to 100 (high resistance), and $RR_{50} > 100$ very high resistance [24].

Mortality percentages and enzyme levels were tested for normality and variance homogeneity using Komolgorov-Smirnov and Levene's tests, respectively. Non-normal data were arcsine log transformed to stabilize the variance. Two sample *t*-test or Mann-Whitney non-parametric test were applied to test for differences in the mortality between the Bora-Bora strain and respective field strains. Statistical significance was determined at $P < 0.05$. The Mann-Whitney non-parametric test was used to analyse the effect of synergism on mortality. All analyses were conducted using SPSS (PASW Statistics 19) software.

Results

Susceptibility status

Table 2 shows the diagnostic doses of each insecticide determined from experiments using the Bora-Bora strain. The toxicity levels of the five insecticides tested decreased in the following order: deltamethrin > cypermethrin > pirimiphos-methyl > permethrin > etofenprox.

Table 3 shows the toxicity of the different insecticides against *Ae. aegypti* adults collected from seven locations in Singapore. The RR_{50} values of these field strains to deltamethrin were the highest among the insecticides tested (44.02 to > 142.06-fold higher than control). RR_{50}

Table 2 Diagnostic dose (%) of five adulticides determined using the Bora-Bora strain

Adulticides	n	LC ₅₀ (95% CL) (%)	LC ₉₉ (95% CL) (%)	Diagnostic dose (%)
Cypermethrin	1765	0.017 (0.015 - 0.020)	0.074 (0.056 - 0.108)	0.148
Permethrin	1852	0.067 (0.052 - 0.087)	0.283 (0.165 - 1.638)	0.566
Etofenprox	1861	0.344 (0.236 - 0.499)	3.098 (1.433 - 27.158)	6.196
Deltamethrin	1851	0.002 (0.001 - 0.002)	0.007 (0.005 - 0.015)	0.014
Pirimiphos-methyl	1841	0.033 (0.032 - 0.034)	0.106 (0.095 - 0.123)	0.212

LC: Lethal concentrations, CL: Confident limits, Diagnostic Dose: LC₉₉ \times 2.

Table 3 The toxicity of cypermethrin, permethrin, etofenprox, deltamethrin and pirimiphos-methyl against *Ae. aegypti* adults collected from seven locations in Singapore

Insecticide	Strain	n	KT ₅₀ (95% CL) (min)	KT ₉₉ (95% CL) (min)	Slope	χ ² (df)	RR ₅₀
Cypermethrin	Bora-Bora	300	9.99 (9.66 – 10.30)	17.66 (16.64 – 19.03)	9.40 ± 0.60	1.27 (2)	–
	Ang Mo Kio	275	169.31 (138.13 – 238.08)	1297.44 (661.27 – 5187.65)	2.63 ± 0.15	6.03 (6)	16.94
	Jurong East	297	137.04 (127.08 – 149.20)	1881.81 (1400.88 – 2703.23)	2.04 ± 0.10	1.04 (6)	13.71
	Yishun	249	61.09 (55.94 – 66.32)	381.45 (310.43 – 496.22)	2.92 ± 0.12	1.59 (6)	6.11
	Choa Chu Kang	185	58.80 (51.15 – 66.56)	319.60 (242.12 – 479.45)	3.16 ± 0.15	2.99 (6)	5.88
	Clementi	230	114.64 (108.23 – 121.93)	761.42 (623.20 – 971.87)	2.82 ± 0.14	0.92 (6)	11.47
	Pasir Ris	233	140.9 (113.14 – 201.01)	1099.35 (540.50 – 5522.01)	2.60 ± 0.15	7.79 (6)	14.10
	Woodlands	241	37.58 (21.64 – 52.86)	513.49 (255.84 – 2632.36)	2.04 ± 0.09	13.78 (6)	3.76
Permethrin	Bora-Bora	303	3.84 (3.27 – 4.37)	13.84 (10.96 – 19.96)	4.18 ± 0.18	4.04 (4)	–
	Ang Mo Kio	242	249.77 (193.03 – 375.99)	6551.79 (2650.48 – 30725.79)	1.64 ± 0.12	1.94 (6)	64.96
	Jurong East	241	119.87 (111.36 – 130.04)	1458.47 (1096.47 – 2076.75)	2.14 ± 0.11	1.18 (6)	31.18
	Yishun	247	153.13 (133.12 – 183.35)	2313.47 (1361.99 – 5009.64)	1.97 ± 0.12	1.59 (6)	39.83
	Choa Chu Kang	240	131.55 (122.16 – 142.96)	1395.70 (1055.13 – 1975.95)	2.26 ± 0.12	0.79 (6)	34.21
	Clementi	243	106.06 (91.27 – 126.51)	1251.56 (737.93 – 2900.56)	2.17 ± 0.11	3.21 (6)	27.58
	Pasir Ris	230	204.79 (181.02 – 238.92)	3327.21 (2136.27 – 5968.84)	1.92 ± 0.13	1.42 (6)	53.26
	Woodlands	224	109.01 (95.15 – 127.79)	1110.18 (690.86 – 2308.16)	2.30 ± 0.12	2.65 (6)	28.35
Etofenprox	Bora-Bora	241	7.52 (6.89 – 8.15)	13.76 (11.89 – 17.64)	8.86 ± 0.43	4.36 (4)	–
	Ang Mo Kio	249	568.82 (314.24 – 2713.07)	17186.39 (3294.48 – 1596318.73)	1.57 ± 0.16	3.21 (6)	75.64
	Jurong East	268	506.69 (380.34 – 761.06)	25359.74 (10505.36 – 90910.53)	1.36 ± 0.12	1.08 (6)	67.38
	Yishun	257	221.21 (156.39 – 501.05)	3211.54 (1024.06 – 75816.37)	2.00 ± 0.14	7.55 (6)	29.42
	Choa Chu Kang	248	313.21 (231.34 – 537.29)	5049.65 (1986.78 – 29308.23)	1.93 ± 0.16	2.28 (6)	41.65
	Clementi	246	186.09 (150.86 – 260.53)	2094.00 (1017.04 – 7932.77)	2.21 ± 0.14	3.51 (6)	24.75
	Pasir Ris	247	405.35 (244.78 – 1471.48)	10869.58 (2396.43 – 666897.06)	1.62 ± 0.15	4.21 (6)	53.9
	Woodlands	238	380.72 (252.61 – 896.18)	8489.59 (2476.39 – 128146.80)	1.72 ± 0.16	2.79 (6)	50.63
Deltamethrin	Bora-bora	299	9.51 (8.34 – 10.86)	17.15 (13.77 – 31.96)	9.08 ± 0.49	11.34(4)	–
	Ang Mo Kio	248	NO KD	NO KD			–
	Jurong East	245	651.42 (442.97 – 1287.83)	8016.95 (3151.01 – 42766.59)	2.13 ± 0.31	0.54 (6)	68.48
	Yishun	249	NO KD	NO KD			–
	Choa Chu Kang	250	418.72 (295.23 – 821.19)	4908.35 (1900.67 – 32536.18)	2.17 ± 0.22	1.71 (6)	44.02
	Clementi	249	1351.43 (643.69 – 8844.53)	23809.23 (4765.74 – 1458944.60)	1.86 ± 0.41	0.69 (6)	142.06
	Pasir Ris	237	1301.18 (610.24 – 10278.39)	20376.87 (4004.39 – 1810855.45)	1.94 ± 0.46	0.38 (6)	136.78
	Woodlands		NA	NA			–
Pirimiphos-methyl	Bora-bora	304	107.10 (91.61 – 156.36)	284.96 (182.61 – 880.49)	5.47 ± 0.47	4.71 (8)	–
	Ang Mo Kio	270	128.21 (124.83 – 131.69)	273.99 (255.06 – 298.55)	7.05 ± 0.34	0.79 (6)	1.19
	Jurong East	267	107.99 (100.68 – 115.38)	235.36 (205.10 – 287.59)	6.87 ± 0.29	3.71 (6)	1.01
	Yishun	271	145.10 (140.58 – 150.12)	358.06 (323.54 – 405.62)	5.93 ± 0.32	0.50 (6)	1.35
	Choa Chu Kang	257	156.20 (129.37 – 219.52)	638.08 (366.42 – 2780.33)	3.80 ± 0.21	10.82(6)	1.46
	Clementi	250	161.30 (138.33 – 202.96)	872.08 (531.85 – 2165.77)	3.17 ± 0.18	4.44 (6)	1.51
	Pasir Ris	254	152.90 (145.93 – 161.28)	304.43 (264.53 – 376.96)	7.77 ± 0.48	1.95 (6)	1.43
	Woodlands	246	133.39 (120.85 – 150.10)	519.20 (385.57 – 826.07)	3.94 ± 0.20	3.29 (6)	1.26

CL: Confidence limits, RR₅₀: Resistance ratio values are based on KT₅₀ levels of the field strain divided by KT₅₀ levels of the reference strain (Bora-Bora). Ang Mo Kio, Jurong East and Yishun are historically sensitive areas, whereas the others are from new sensitive areas. NO KD: Complete loss of knockdown effect. NA: No data were shown due to insufficient number of mosquitoes collected from the location. Chi square (χ²) indicates the goodness of fit of the regression line [25].

were moderate to high for permethrin (27.58 to 64.96-fold) and etofenprox (24.75 to 75.64-fold) and low to moderate for cypermethrin (3.76 to 16.94-fold). The lowest was for pirimiphos-methyl (1.01 to 1.51-fold). Among the different combination of mosquito populations and insecticides, the deltamethrin resistance of mosquitoes from Ang Mo Kio and Yishun appeared to be the highest ($RR_{50} > 142.06$ -fold), as no knockdown mosquitoes were observed during the 3 h exposure period. The two areas were historically sensitive areas. The next highest combination involved new dengue sensitive areas, Clementi and Pasir Ris, with populations against deltamethrin, displaying $RR_{50} > 130$ -fold. The rest of the combinations involving the pyrethroids tested ranged from RR_{50} 3.76 to 75.64-fold. Interestingly, there is no significant difference in resistance among populations from historically

dengue sensitive areas and new dengue areas (MAN-OVA test: $F_{4,2} = 6.489$, $P = 0.138$).

The mortality rates of field populations, subjected to the diagnostic doses of insecticides, corresponded to the RR_{50} results, with all populations displaying low mortality to pyrethroids and high mortality to pirimiphos-methyl (Table 4). The population most resistant to pyrethroids (<13% mortality) was Ang Mo Kio, a historically sensitive area. The population from this area also had the highest RR_{50} values for all pyrethroids tested (Table 3). Overall, the mortality rates of field mosquitoes exposed to cypermethrin, permethrin and etofenprox were between 1.27% and 68.44%. Although mortality tests were not conducted against deltamethrin due to the limited number of field mosquitoes collected, low mortalities would be expected based on the high RR_{50} values for this insecticide.

Table 4 Susceptibility of *Ae. aegypti* adults to different insecticides at diagnostic dose ($LC_{99} \times 2$) and insecticides with synergists from various locations in Singapore

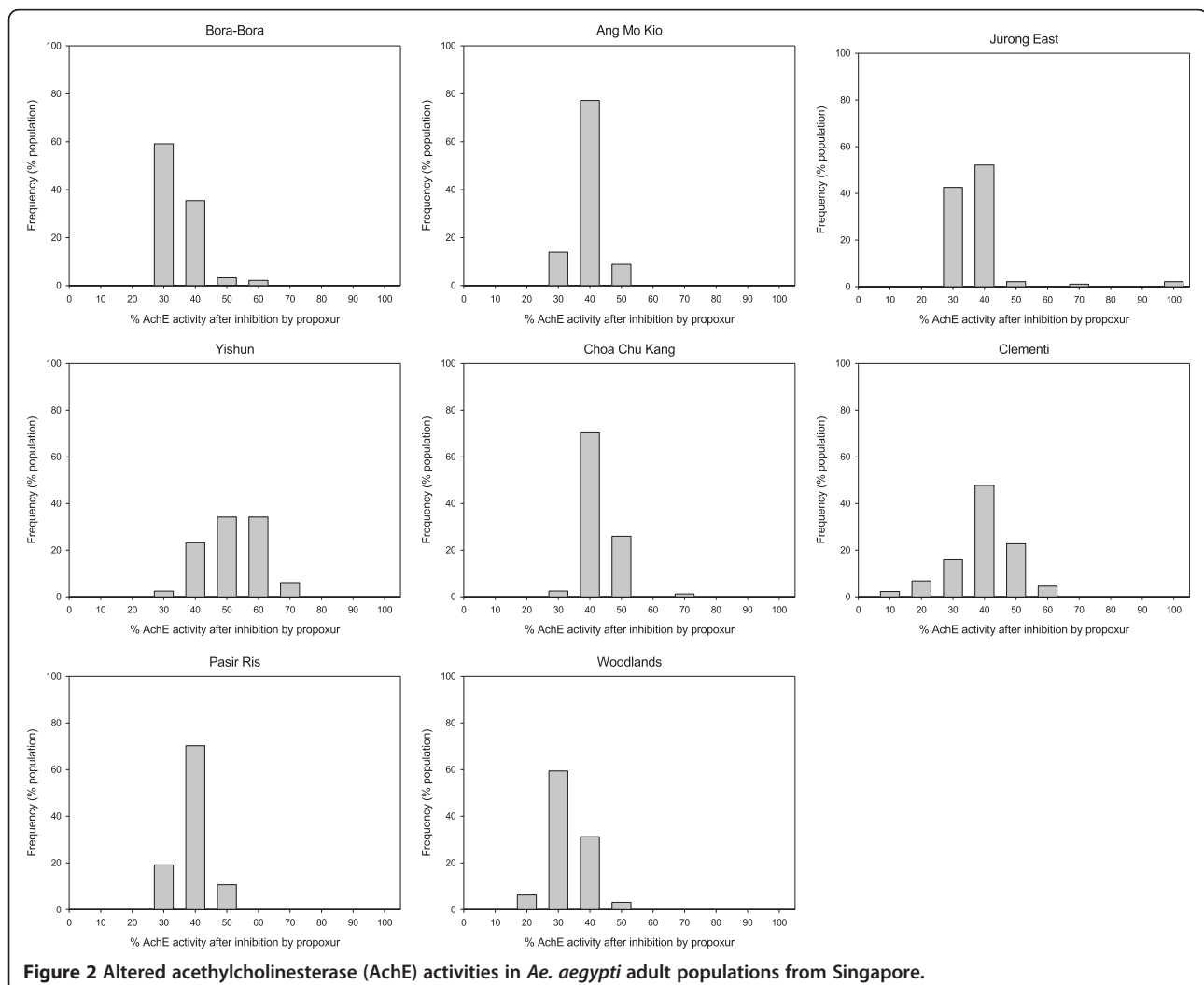
Strain	Mean % mortality ¹ ± SE							
	Insecticide	Bora-Bora	Ang Mo Kio	Jurong East	Yishun	Choa Chu Kang	Clementi	Pasir Ris
Total exposed (n)	1261	1239	1331	1175	1126	1184	1198	1208
Cypermethrin only	100 ± 0	1.27 ± 1.27	58.93 ± 8.92	29.50 ± 8.18	34.63 ± 6.03	15.20 ± 2.80	27.53 ± 1.61	68.44 ± 2.55
Cypermethrin + PBO	100 ± 0	1.62 ± 0.36	14.60 ± 5.06*	8.43 ± 2.09	11.60 ± 5.40*	5.41 ± 1.46*	33.83 ± 2.65	32.09 ± 6.15*
Cypermethrin + DEF	100 ± 0	11.03 ± 1.70*	12.67 ± 2.08*	37.19 ± 3.08	27.34 ± 5.77	29.87 ± 3.29*	53.79 ± 4.61*	29.63 ± 9.90*
Cypermethrin + TPP	100 ± 0	0.40 ± 0.40	3.50 ± 0.60*	2.42 ± 0.03*	0.83 ± 0.83*	2.14 ± 0.88*	16.79 ± 7.40	6.13 ± 3.97*
Cypermethrin + 3 synergists	100 ± 0	4.54 ± 1.64	8.25 ± 0.94*	13.64 ± 6.30	15.47 ± 6.24	2.93 ± 0.43*	31.51 ± 3.75	35.29 ± 10.56*
Total exposed (n)	1250	1228	1182	1239	1252	1224	1219	1206
Permethrin only	100 ± 0	5.75 ± 0.98	11.59 ± 2.93	16.58 ± 4.22	18.57 ± 3.44	27.39 ± 6.83	6.00 ± 1.32	33.88 ± 7.72
Permethrin + PBO	100 ± 0	3.29 ± 2.21	15.99 ± 6.56	22.45 ± 5.52	14.87 ± 0.61	15.14 ± 1.96	3.94 ± 1.97	7.24 ± 2.51*
Permethrin + DEF	100 ± 0	27.35 ± 5.03*	17.59 ± 3.25	29.21 ± 4.47	16.51 ± 1.97	39.95 ± 14.67	25.61 ± 3.23*	38.47 ± 6.85
Permethrin + TPP	100 ± 0	1.22 ± 0.70*	1.60 ± 1.06*	1.21 ± 0.70*	0.78 ± 0.39*	3.16 ± 1.36*	1.20 ± 0.70*	2.02 ± 0.39*
Permethrin + 3 synergists	100 ± 0	1.62 ± 0.81*	1.21 ± 0.70*	1.19 ± 1.19*	1.16 ± 0.01*	6.43 ± 3.21*	0.42 ± 0.42*	14.77 ± 3.67
Total exposed (n)	1240	1193	1245	1215	1235	1185	1265	1144
Etofenprox only	100 ± 0	12.96 ± 6.68	21.87 ± 18.96	26.04 ± 19.23	16.47 ± 11.66	28.86 ± 6.95	14.40 ± 10.79	14.94 ± 13.05
Etofenprox + PBO	100 ± 0	27.16 ± 8.50	23.90 ± 12.29	47.43 ± 9.19	20.71 ± 3.78	38.67 ± 12.55	22.32 ± 2.21	41.68 ± 11.48
Etofenprox + DEF	100 ± 0	31.58 ± 9.25	27.82 ± 11.22	55.49 ± 0.53	41.83 ± 5.03	38.64 ± 9.94	32.35 ± 3.95	56.09 ± 6.46*
Etofenprox + TPP	100 ± 0	7.07 ± 2.28	1.54 ± 1.01	2.08 ± 2.08	2.06 ± 0.43*	3.91 ± 1.04*	4.39 ± 1.42	6.10 ± 3.47
Etofenprox + 3 synergists	100 ± 0	12.15 ± 5.96	19.07 ± 10.92	18.84 ± 1.88	13.62 ± 5.09	15.01 ± 3.93	7.40 ± 1.41	20.71 ± 2.24
Total exposed (n)	1248	1290	1154	1089	1242	1256	1256	1177
Pirimiphos-methyl only	100 ± 0	100 ± 0	100 ± 0	99.25 ± 0.75	100 ± 0	95.98 ± 4.02	100 ± 0	98.41 ± 1.59
Pirimiphos-methyl + PBO	100 ± 0	95.40 ± 4.04	79.82 ± 10.09*	47.55 ± 5.16*	95.78 ± 3.15	88.12 ± 8.37	98.86 ± 1.14	81.79 ± 10.03
Pirimiphos-methyl + DEF	100 ± 0	98.85 ± 0.66	98.80 ± 0.72	93.46 ± 5.95	97.00 ± 1.91	99.58 ± 0.42	99.59 ± 0.41	100 ± 0
Pirimiphos-methyl + TPP	100 ± 0	81.36 ± 7.52*	60.16 ± 11.86*	66.01 ± 10.99*	97.27 ± 1.71	2.27 ± 2.27*	67.96 ± 5.78*	64.92 ± 16.35
Pirimiphos-methyl + 3 synergists	100 ± 0	100 ± 0	55.95 ± 10.72*	2.75 ± 1.41*	2.43 ± 1.90*	50.34 ± 5.44*	8.75 ± 2.43*	28.12 ± 3.94*

¹Mean% mortality followed by an asterisk symbol indicates significant difference compared to the Bora-Bora strain ($p < 0.05$, independent t-test). Ang Mo Kio, Jurong East and Yishun are historically sensitive areas; others are new sensitive areas. Number in bold denotes mortality higher than 50%.

Table 5 Mean (\pm SE) levels of altered acetylcholinesterase (AChE), non-specific esterases (α - and β -esterase), glutathione S-transferase (GST) and monooxygenase (MFO) activities of *Ae. aegypti* adults collected from different locations in Singapore

Strain	n	Mean enzyme activities ¹ (Mean ² \pm SE)				
		AChE	α -Esterase	β -Esterase	GST	MFO
Bora-bora	93	30.13 \pm 0.67	21.51 \pm 0.70	23.61 \pm 0.74	0.04 \pm 0.00	0.13 \pm 0.01
Ang Mo Kio	79	33.98 \pm 0.44*	22.23 \pm 0.56	23.96 \pm 0.81	0.06 \pm 0.00	0.02 \pm 0.00*
Jurong East	94	32.55 \pm 1.08	2.08 \pm 1.80*	1.93 \pm 1.69*	0.05 \pm 0.00	0.53 \pm 0.02*
Yishun	82	46.35 \pm 0.97*	15.99 \pm 0.42*	19.67 \pm 0.57*	0.04 \pm 0.00	0.22 \pm 0.01*
Chua Chu Kang	81	38.31 \pm 0.55*	7.85 \pm 0.32*	10.60 \pm 0.47*	0.05 \pm 0.00	0.14 \pm 0.00*
Clementi	44	34.25 \pm 1.49*	17.78 \pm 0.81*	19.09 \pm 1.03*	1.99 \pm 0.04*	0.13 \pm 0.01
Pasir Ris	47	33.85 \pm 0.66*	9.54 \pm 0.44*	12.67 \pm 0.55*	0.04 \pm 0.00	0.01 \pm 0.00*
Woodlands	32	27.41 \pm 1.10*	13.75 \pm 0.81*	14.72 \pm 0.96*	0.04 \pm 0.00	0.20 \pm 0.01*

¹Enzyme activities are expressed as the reaction rate of different substrates/min/mg protein. ²Means followed by the asterisk are significantly different compared to the Bora-Bora strain ($p < 0.05$, two samples t-test or Mann-Whitney test). AChE: percentage insensitive acetylcholinesterase activity after propoxur inhibition. α -esterase: nmole of 1-naphthol/min/mg protein, β -esterase: nmole of 1-naphthol/min./mg protein. GST: mMole of CDNB/min/mg protein. MFO: nmole equivalent unit cyt P450/min/mg protein. The results in bold denotes activity that is more than two times above the control.



Effectiveness of synergists

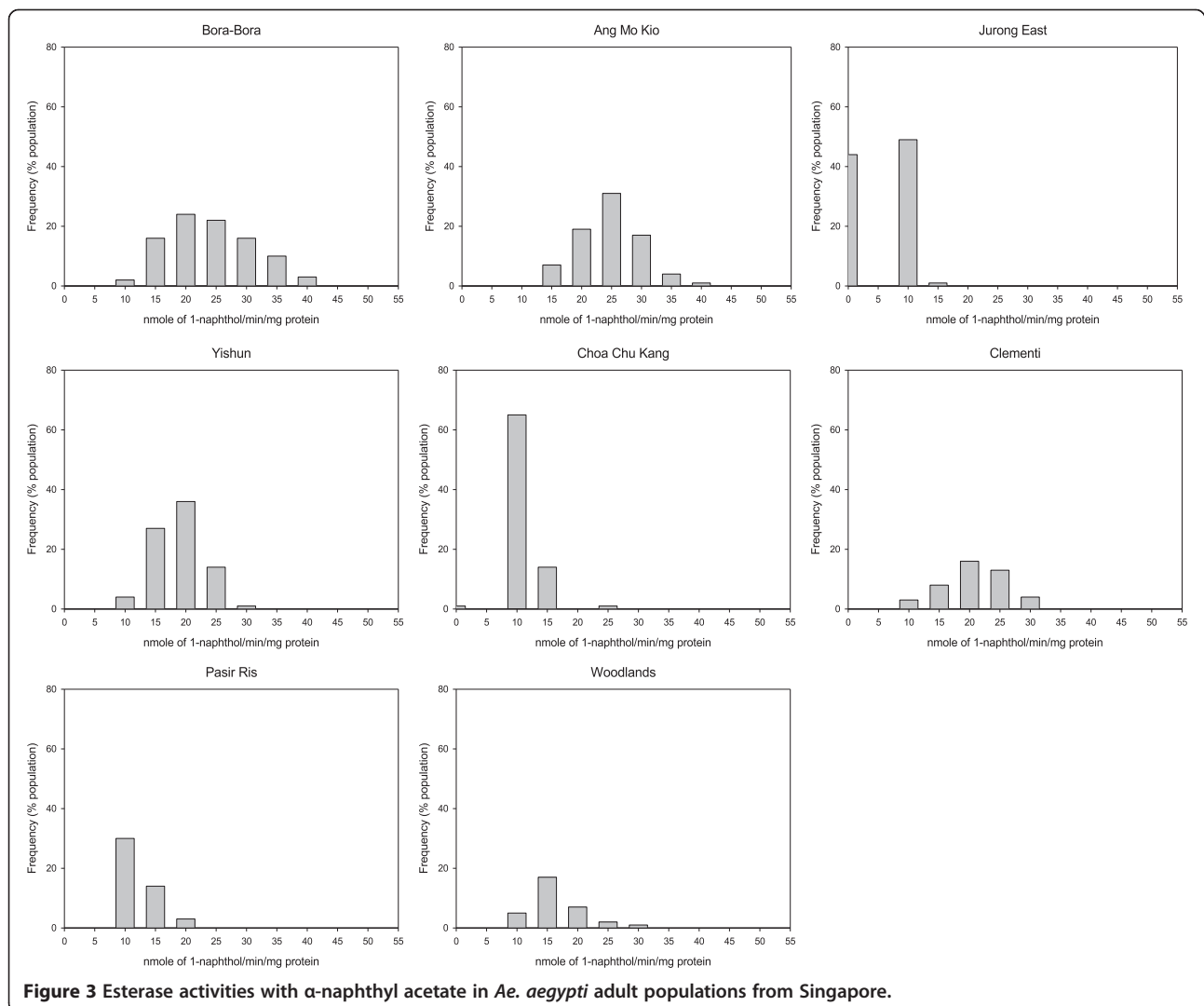
No significant increase in mortality rate was detected in most populations after synergist treatment. The exceptions are those from Ang Mo Kio, Clementi, and Pasir Ris, which showed significantly higher mortalities after the addition of DEF to cypermethrin and permethrin, and those from Woodlands, showing a significant four-fold increase in mortality when DEF was added in etofenprox (Table 4). However, despite the statistical significance in the enhancement, the synergist did not recover the toxicity of the pyrethroids, with only 3 data points marginally exceeding 50% mean mortality. DEF treatment to all pyrethroid assays led to a slight, but not significant increase in the mortality of *Ae. aegypti* adults in most strains. Counter-productively, in many populations, the “synergist” antagonised the toxicity of pyrethroids. Most marked is TPP which reduced the mortality rate rendered by all insecticides. Reduction of mortality caused by cypermethrin was as low as 42-fold (Choa Chu Kang population),

permethrin as low as 23-fold (Choa Chu Kang population) and etofenprox as low as 14-fold (Jurong East). Treatment with any of the three synergists did not increase the mortality of all *Ae. aegypti* strains to pirimiphos-methyl. In summary, the synergists (PBO, DEF, and TPP) are not effective in enhancing the toxicity of insecticides against local *Ae. aegypti*.

Biochemical assays

On average, adults from all locations except Woodlands showed a very low frequency of altered AchE activity based on the expected 30% propoxur inhibition of AchE activity in susceptible individuals (Table 5) [19]. However, individual *Ae. aegypti* from all locations except Woodlands ($P = 0.627$), exhibited significantly increased altered AchE activity ($P < 0.05$) (Figure 2).

There was no evidence of elevated EST activity in any of the populations tested (Table 5, Figures 3 and 4). The population from Clementi was the only one with elevated GST



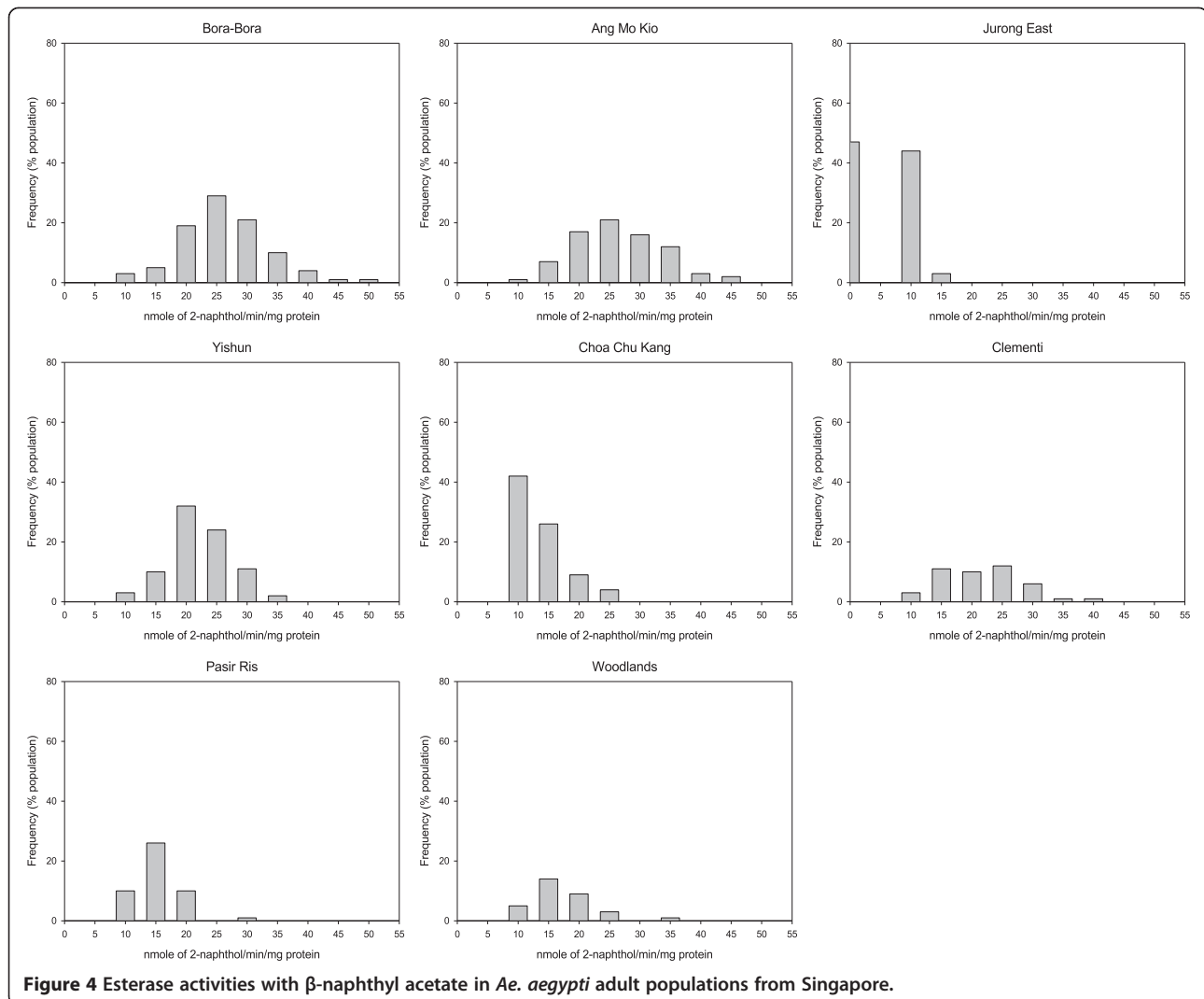


Figure 4 Esterase activities with β -naphthyl acetate in *Ae. aegypti* adult populations from Singapore.

level (Figure 5). The populations from Yishun, Woodlands and Jurong East exhibited significant increase in mean MFO levels ($P < 0.05$) (Table 5), but the increase in MFO activity was only detected at low frequency at the individual level in Jurong East population (Figure 6).

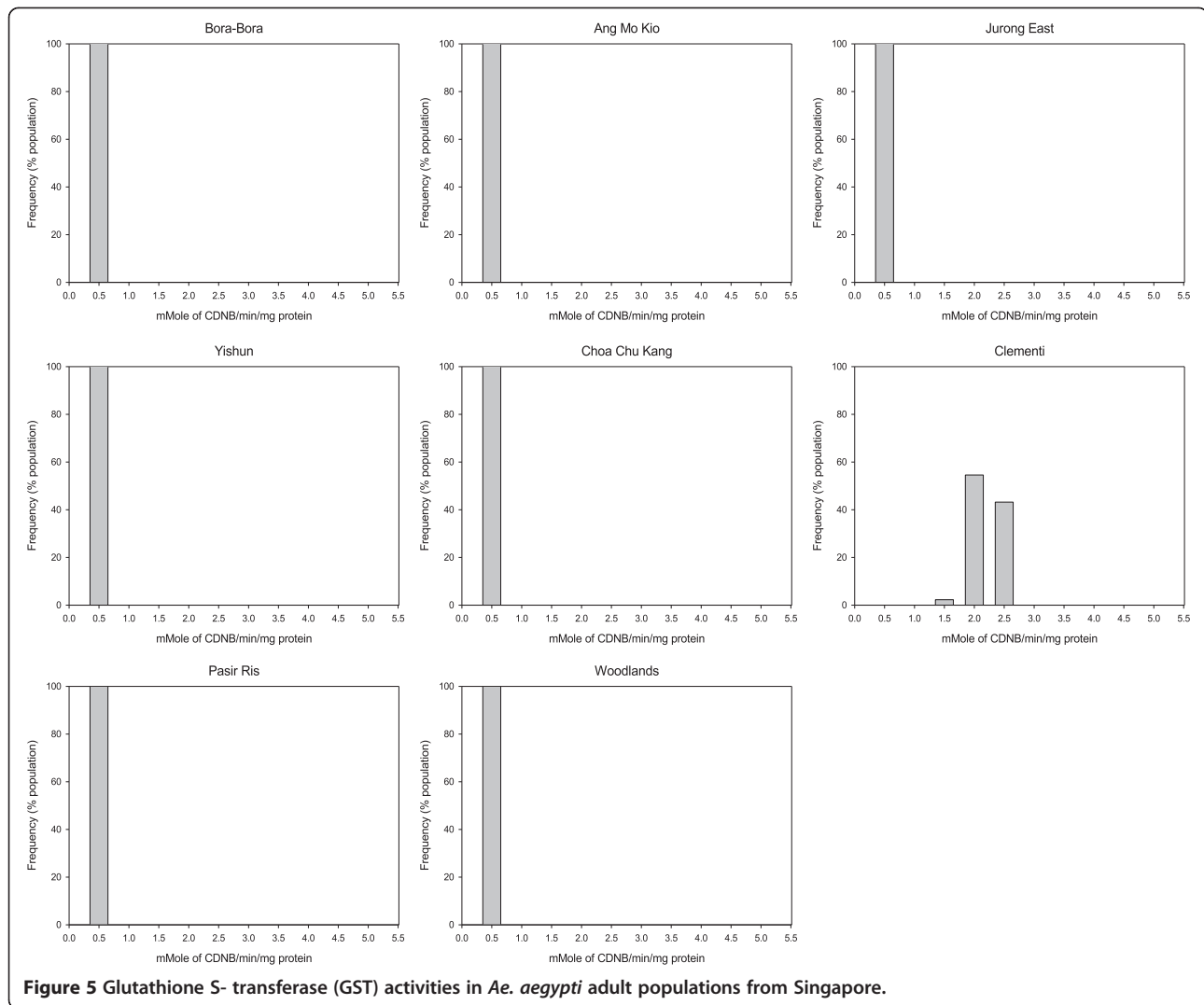
Discussion

Susceptibility status

Aedes aegypti populations in Singapore have previously been reported to be resistant to permethrin [26], and a study in 1999 showed that the RR_{50} of field *Ae. aegypti* against permethrin was 12.9-fold of susceptible strain [27]. A study from 2004–2007 has also shown resistance of *Ae. aegypti* to cypermethrin [28]. More recently, we reported the resistance of Singapore *Ae. aegypti* larvae, to a panel of pyrethroids [29]. Detection of resistance among *Ae. aegypti* adult is thus of no surprise. The long term use of pyrethroids for vector control, previous use of DDT which has been found to contribute to today's widespread

pyrethroid resistance and the use of pyrethroids in most household insecticide products, such as aerosols and mosquito coil mats have rendered field selection pressure towards the family of insecticides. This is not unique to Singapore as pyrethroid resistance among *Ae. aegypti* has been reported in many countries [30–34].

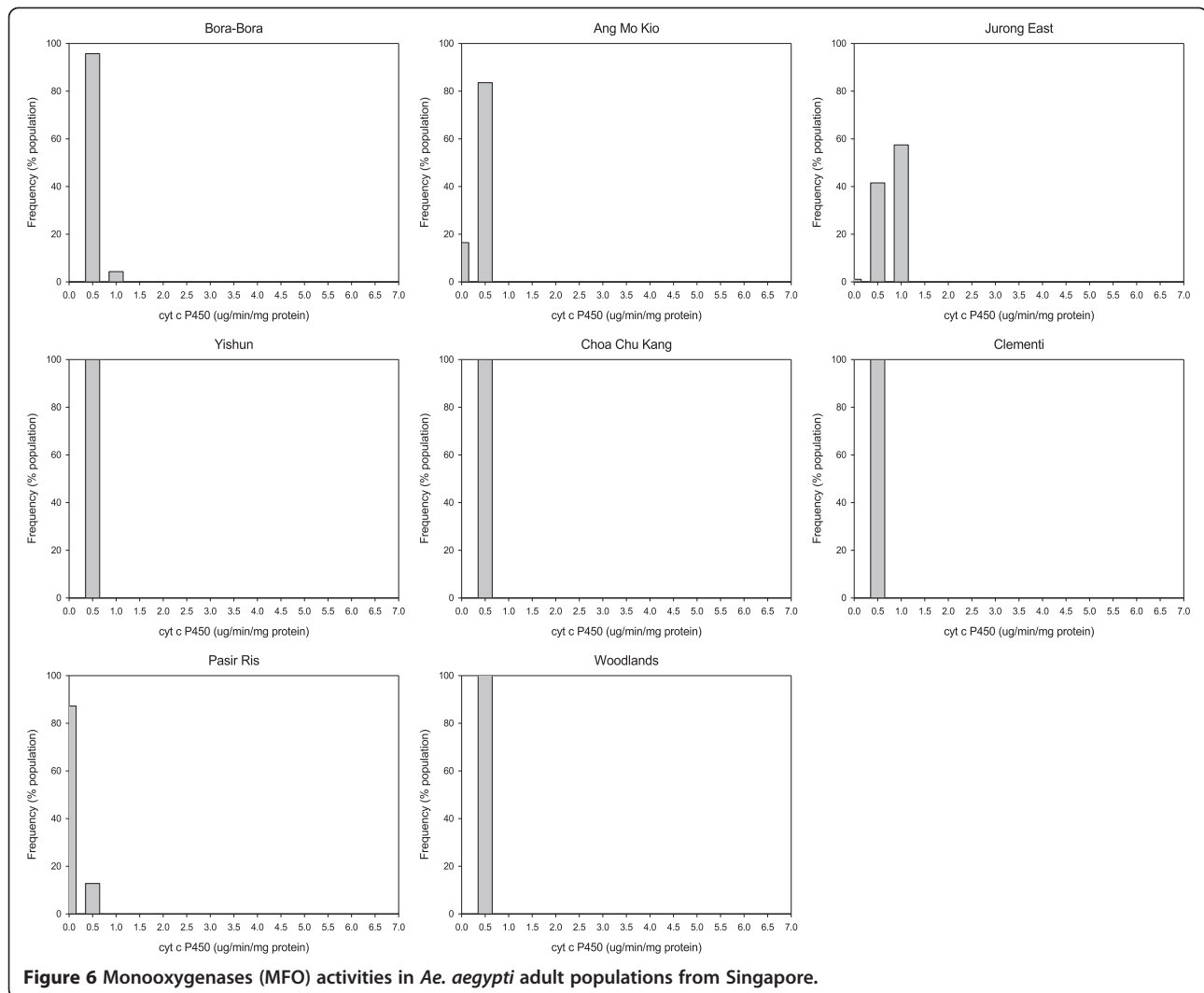
However, our study found that *Ae. aegypti* populations from historical and new dengue sensitive areas displayed no significant difference in their susceptibility to all insecticides tested. The results contradicted our hypothesis that the resistance level in historical sensitive areas would be higher than that in new sensitive areas because of more prolonged insecticide exposure in the former. Together with the previous findings of insecticide resistance, these results suggest that the mosquitoes from the newly sensitive areas could be due to migration of the vector from the historically sensitive areas. It is consistent with our observation that emergence of new dengue areas in Singapore is due to the geographical expansion



of *Ae. aegypti* on the island. Dispersal of already resistant mosquitoes due to human movement or goods movement could have contributed to the widespread pyrethroid resistance in *Ae. aegypti* throughout the country. This is in contrast to findings from Thailand and Africa [35,36] where insecticide resistance appears to be focal and heterogeneous at short distances in different regions.

Pyrethroids are broadly categorized into three groups based on their structure and toxicology: type I, type II and non-ester pyrethroid. Type II pyrethroids, which contain a α -cyano group, are more toxic than type I pyrethroids [37,38], and our study showed that type II pyrethroids (cypermethrin and deltamethrin) had higher insecticidal activity than the type I pyrethroid (permethrin) (Table 2). Cross resistance among these pyrethroids, due to shared mode of action [39,40] is well known. *Aedes aegypti* in Bandung, Indonesia displayed cross resistance between permethrin (type I pyrethroid), and deltamethrin

(type II) and was postulated to be due to these two types of pyrethroids sharing similar chemical structure [41]. In Singapore, resistance to etofenprox (a non-ester pyrethroid) was observed even though it has not been widely used. For example, it represents just 0.17% of insecticides used in fogging by the private pest control industry during the period Jan 2009 to Sept 2011, contrasting with 56.9% due to cypermethrin during the same period. Similarly, Kasai *et al.* [42] reported that the high resistance of *Culex pipiens* to etofenprox was due to cross resistance from permethrin and phenothrin, as etofenprox is rarely used in Japan. *Helicoverpa armigera* also exhibited cross resistance, as it showed different levels of resistance to insecticides to which it had never been exposed [43]. The cross resistance to insecticides with different chemical structure, such as in the case of non-ester pyrethroid (etofenprox) and type II pyrethroids (cypermethrin and deltamethrin), suggest that these pyrethroids may target similar binding sites [37].



In contrast to the high level of pyrethroid resistance detected, all populations of *Ae. aegypti* showed RR_{50} 1.01 to 1.51-fold of resistance to pirimiphos-methyl (Table 3), and this is similar to the 1998 study where the RR_{50} to pirimiphos-methyl was only 1.5-fold [27]. This suggests that the development of organophosphate resistance has not worsened. Rotation of insecticide classes with different modes of action has often been proposed as a strategy to help reduce the selection pressure on the insecticide [44]. However, the cross resistance among different pyrethroids and the widespread resistance revealed by this study suggests that an insecticide rotational strategy would not be a feasible resistance management approach in Singapore.

Mechanism of resistance

The ineffectiveness of the synergists in alleviating pyrethroid resistance among the Singapore *Ae. aegypti* population indicates the insignificant role of MFOs or other

detoxifying enzymes, in the resistance landscape of local *Ae. aegypti*. Several previous studies have suggested that PBO acts as an inhibitor of MFOs [45,46]. However, in Singapore, although DEF increased the mortality rates of four populations rendered by cypermethrin, permethrin or etofenprox, only three data points marginally exceeded 50% mortality rate. This suggests that mechanisms other than the overproduction of detoxifying enzymes, are responsible for the high pyrethroid resistance displayed by local *Ae. aegypti*. The hypothesis is further supported by results from the biochemical assays, where only two populations had any detoxifying enzyme increased more than two times above the control population. It is interesting that most of the populations had enzyme levels below that of the Bora-Bora strain. It has been suggested that greater effect of PBO in susceptible strains may occur because of greater monoxygenases metabolism and higher susceptibility of monoxygenases detoxification in susceptible strain [47].

Nonetheless, the partial synergistic effects of DEF in most populations suggest at least a minor role of EST and GST. DEF is an inhibitor of EST and GST [48]. The synergistic effect of DEF on Clementi population corresponds to the higher GST activity of Clementi population (Table 5, Figure 5). However, the lack of such corresponding results in other populations that also displayed synergistic effect of DEF, suggests the possible involvement of other unknown enzymes that could work in synergy with DEF.

Elevated GST level is known to be associated with DDT resistance [49]. The long-term use of DDT through indoor residual spraying in Orissa State in India resulted in a high GST level in DDT-resistant *Anopheles culicifacies* and *An. annularis* [50]. GSTs often act as a secondary resistance mechanism in conjunction with P450- or EST-based resistance mechanisms. *Aedes aegypti* in Singapore is expected to have maintained its high resistance to DDT even though use of DDT was banned in 1973. Ong *et al.* [51] reported that this mosquito species was resistant to DDT in 1980. The elevated GST level in the Clementi population is indicative of DDT resistance in this population. To confirm that DDT resistance is still prevalent among the other field populations, we exposed some field strains to 4% DDT (WHO diagnostic dose). Low mortalities (10.06 - 29.12%, data not shown) were observed. This opens up the possibility that the pyrethroid resistance we encounter today could be a result of cross resistance with DDT. However, as discussed above, the role of GST is limited as demonstrated by non-elevation of the enzyme in most population. The other known cross-resistance mechanism involves the *kdr* mechanism [52-54]. Taken together with the ineffectiveness of synergies, the role of *kdr* in insecticide resistance in local *Ae. aegypti* is suspected, and will be studied.

The antagonistic effect of “synergists” on the toxicity of pyrethroids to some local populations of *Ae. aegypti* is puzzling. Most marked is TPP, which antagonised action of all pyrethroids tested against all populations. Such antagonistic effect has been reported in other studies [55,56]. Martin *et al.* [57] also reported antagonism of toxicity after TPP pre-treatment in *Heliothis virescens*, the tobacco budworm. Pridgeon *et al.* [47] suggested that the increased deltamethrin resistance observed might be due to PBO reducing cuticular penetration of deltamethrin. Alves *et al.* [58] also reported on DEF reducing the toxicity of indoxacarb to *Ostrinia nubilalis*, the European corn borer. There is a dearth of knowledge on the antagonistic effect of chemicals, and more studies are required to shed light on the mechanism of synergism and antagonism. Nevertheless, our results demonstrated the importance of local evaluation of insecticides and synergists, as an inappropriate use of synergist could exacerbate the poor performance due to resistance.

Altered AchE activity is known to confer organophosphate and carbamate resistance in mosquitoes [59,60].

However, the low frequency of altered AchE activity observed in our study indicates that this mechanism is not involved. This supports the bioassay result where low level of pirimiphos-methyl resistance was detected in all locations (Table 3). Elevated levels of EST were correlated with organophosphates and in some cases, pyrethroids. This suggests that *Ae. aegypti* in Singapore are still susceptible to organophosphates although low levels of pirimiphos-methyl resistance were shown.

Our results suggest that multiple mechanisms may be responsible for pyrethroid resistance in *Ae. aegypti*. Despite the resistance displayed in laboratory assays, several *ad hoc* field tests have demonstrated the effectiveness of some of these pyrethroids. While control failure has not been demonstrated in the field, an insecticide resistance management plan must be developed, and insecticides must be used judiciously.

Conclusions

Insecticide resistance is often a complex dynamic interplay of several mechanisms. Laboratory investigation demonstrated that pyrethroid resistance has developed among *Ae. aegypti* populations in Singapore, though there is no evidence of control failure when these insecticides are used. Susceptibility to pirimiphos-methyl is maintained, but the widespread resistance revealed by this study suggests that an insecticide rotational strategy may not be a feasible resistance management approach in Singapore. Source reduction via environmental management must remain as the mainstay of Singapore vector control programme. Use of insecticides should be judicious, particularly reserving it for control of vector borne diseases.

Competing interests

The authors declare that they have no competing interests.

Authors' contributions

Conceived and designed the experiments: SYK, CYL, IV and LCN. Performed the experiments: SYK and CSC. Analysed the data: SYK and CSC. Wrote and revised the manuscripts: SYK, CSC, IV, CYL and LCN. All authors read and approved the final manuscript.

Acknowledgements

We are grateful to the entomological surveillance and control team from the Environmental Health Institute (EHI), National Environment Agency (NEA), Singapore for assistance with setting the ovitraps. We thank other colleagues from EHI for their valuable advice and support during this study. Special thanks to several companies (Asiatic Agricultural Industries, MSR Green and Syngenta Crop Protection, Singapore; Bayer, Thailand) for providing the insecticides and synergists. This paper constitutes a portion of the PhD thesis of the first author submitted to the Institute of Postgraduate Studies, Universiti Sains Malaysia.

Author details

¹Environmental Health Institute, National Environment Agency, 11 Biopolis Way #06-05/08, Helios Block, S (138667), Singapore. ²Urban Entomology Laboratory, Vector Control Research Unit, School of Biological Sciences, Universiti Sains Malaysia, 11800 Penang, Malaysia. ³Parasitology Department, Faculty of Medicine, University of Malaya, 50603 Kuala Lumpur, Malaysia.

Received: 21 April 2014 Accepted: 1 October 2014
Published online: 11 October 2014

References

- Pinheiro FP, Corber SJ: Global situation of dengue and dengue haemorrhagic fever, and its emergence in the Americas. *World Health Stat Q* 1997, **50**(3-4):161-169.
- Gibbons RV: Dengue conundrums. *Int J Antimicrobial Agents* 2010, **36**:S36-S39.
- Eisen L, Beaty BJ, Morrison AC, Scott TW: Proactive vector control strategies and improved monitoring and evaluation practices for dengue prevention. *J Med Entomol* 2009, **46**(6):1245-1255.
- Chadee DD: Resting behaviour of *Aedes aegypti* in Trinidad: with evidence for the re-introduction of indoor residual spraying (IRS) for dengue control. *Parasit Vectors* 2013, **6**:255.
- Schoof HF: Mating, resting habits and dispersal of *Aedes aegypti*. *Bull World Health Organ* 1967, **36**:600-601.
- Oki M, Sunahara T, Hashizume M, Yamamoto T: Optimal timing of insecticide fogging to minimize dengue cases: modelling dengue transmission among various seasonalities and transmission intensities. *PLoS Negl Trop Dis* 2011, **5**(10):e1367.
- Newton EA, Reiter P: A model of the transmission of dengue fever with an evaluation of the impact of ultra-low volume (ULV) insecticide applications on dengue epidemics. *Am J Trop Med Hyg* 1992, **47**(6):709-720.
- Brogdon WG, McAllister JC: Synopses: insecticide resistance and vector control. *Emerg Infect Dis* 1998, **4**(4):605-613.
- Hemingway J, Ranson H: Insecticide resistance in insect vectors of human disease. *Annu Rev Entomol* 2000, **45**:371-391.
- Ranson H, N'Guessan R, Lines J, Moiroux N, Nkuni Z, Corbel V: Pyrethroid resistance in African Anopheline mosquitoes: what are the implications for malaria control? *Trends Parasitol* 2011, **27**(2):91-98.
- Liu N, Xu Q, Zhu F, Zhang L: Pyrethroid resistance in mosquitoes. *Insect Sci* 2006, **13**:159-166.
- Rivero A, Vezilier J, Weill M, Read AF, Gandon S: Insecticide control of vector-borne diseases: when is insecticide resistance a problem? *PLoS Pathog* 2010, **6**(8):e1001000.
- Lee C, Vythilingam I, Chong CS, Razak M, Tan CH, Pok KY, Ng LC: Gravitraps for management of dengue clusters in Singapore. *Am J Trop Med Hyg* 2012, **88**:888-892.
- Rattanarithikul R, Harbach RE, Harrison BA, Panthusiri P, Coleman RE, Richardson JH: Illustrated keys to the mosquitoes of Thailand. VI. Tribe Aedini. *Southeast Asian J Trop Med Public Health* 2010, **41**:1.
- WHO: Instructions for determining the susceptibility or resistance of adult mosquitoes to organochlorine, organophosphate and carbamate insecticides. Establishment of the baseline. WHO/VBC/81.805. Geneva, Switzerland: World Health Organization; 1981.
- Yates A, N'Guessan R, Kaur H, Akogbeto M, Rowland M: Evaluation of KO-Tab 1-2-3: a wash-resistant 'dip-it-yourself' insecticide formulation for long-lasting treatment of mosquito nets. *Malar J* 2005, **4**:52.
- Chandre F, Darrier F, Manga L, Akogbeto M, Faye O, Mouchet J, Guillet P: Status of pyrethroid resistance in *Anopheles gambiae sensu lato*. *Bull World Health Organ* 1999, **77**(3):230-234.
- Matowo J, Kulkarni MA, Masha FW, Oxborough RM, Kitau JA, Tenu F, Rowland M: Biochemical basis of permethrin resistance in *Anopheles arabiensis* from Lower Moshi, north-eastern Tanzania. *Malar J* 2010, **9**:193.
- Hemingway J: Techniques to detect insecticide resistance mechanism (field and laboratory manual). WHO/CDC/CPC/MAL/986. Geneva, Switzerland: World Health Organization; 1998.
- Saelim V, Brogdon WG, Rojanapremsuk J, Suvannadabba S, Pandii W, Jones JW, Sithiprasasna R: Bottle and biochemical assays on temephos resistance in *Aedes aegypti* in Thailand. *Southeast Asian J Trop Med Public Health* 2005, **36**(2):417-425.
- Brogdon WG, McAllister JC, Vulule J: Heme peroxidase activity measured in single mosquitoes identifies individuals expressing an elevated oxidase for insecticide resistance. *J Am Mosq Control Ass* 1997, **13**(3):233-237.
- Davidson G, Zahar AR: The practical implications of resistance of malaria vectors to insecticides. *Bull World Health Organ* 1973, **49**(5):475-483.
- Abbott WS: A method of computing the effectiveness of an insecticide. *J Econ Entomol* 1925, **18**(2):265-267.
- Khan HA, Akram W, Shehzad K, Shaalan EA: First report of field evolved resistance to agrochemicals in dengue mosquito, *Aedes albopictus* (Diptera: Culicidae), from Pakistan. *Parasit Vectors* 2011, **4**:146.
- Throne JE, Weaver DK, Baker JE: Probit analysis: assessing goodness-of-fit based on back transformation and residuals. *J Econ Entomol* 1995, **88**:1513-1516.
- Tan BT, Lawther JF, Lam-Phua SG, Lee KM: Research in *Aedes* control. In *Dengue in Singapore*. Edited by Goh KT. Singapore: WHO Collaborating Centre for Environmental Epidemiology, Ministry of Environment; 1998:124-137.
- Lai TP, Yatiman R, Lam-Phua SG: Susceptibility of adult field strains of *Aedes aegypti* and *Aedes albopictus* in Singapore to pirimiphos-methyl and permethrin. *J Am Mosq Control Ass* 2001, **17**(2):144-146.
- Lee RML, Choong CTH, Goh BPL, Ng LC, Lam-Phua SG: Bioassay and biochemical studies of the status of pirimiphos-methyl and cypermethrin resistance in *Aedes (Stegomyia) aegypti* and *Aedes (Stegomyia) albopictus* (Diptera: Culicidae) in Singapore. *Trop Biomed*. in press.
- Koou SY, Chong CS, Vythilingam I, Ng LC, Lee CY: Pyrethroid resistance in *Aedes aegypti* larvae (Diptera: Culicidae) from Singapore. *J Med Entomol* 2014, **51**(1):170-181.
- Paeporn P, Supaphathom K, Sathantriphop S, Mukkhun P, Sangkitporn S: Insecticide susceptibility of *Aedes aegypti* in tsunami-affected areas in Thailand. *Dengue Bull* 2005, **29**:210-213.
- Norafikah OW, Nazni WA, Lee HL, Ariffin PZ, Azirun MS: Permethrin resistance in *Aedes aegypti* (Linnaeus) collected from Kuala Lumpur, Malaysia. *J Asia-Pacific Entomol* 2010, **13**:175-182.
- Lima EP, Paiva MH, de Araújo AP, da Silva EV, da Silva UM, de Oliveira LN, Santana AE, Barbosa CN, de Paiva Neto CC, Goulart MO, Wilding CS, Ayres CF, de Melo Santos MA: Insecticide resistance in *Aedes aegypti* populations from Ceará, Brazil. *Parasit Vectors* 2011, **4**:5.
- Aponte HA, Penilla RP, Dzul-Manzanilla F, Che-Mendoza A, López AD, Solís F, Manrique-Saide P, Ranson H, Lenhart A, McCall PJ, Rodriguez AD: The pyrethroid resistance status and mechanisms in *Aedes aegypti* from the Guerrero state, Mexico. *Pesticide Biochem Physiol* 2013, **107**:226-234.
- Fonseca-Gonzalez I, Quinones ML, Lenhart A, Brogdon WG: Insecticide resistance status of *Aedes aegypti* (L.) from Colombia. *Pest Manag Sci* 2011, **67**(4):430-437.
- Jirakanjanakit N, Rongnoparut P, Saengtharapit S, Chareonviriyaphap T, Duchon S, Bellec C, Yoksan S: Insecticide susceptible/resistance status in *Aedes (Stegomyia) aegypti* and *Aedes (Stegomyia) albopictus* (Diptera: Culicidae) in Thailand during 2003-2005. *J Econ Entomol* 2007, **100**(2):545-550.
- Ranson H, Abdallah H, Badolo A, Guelbeogo WM, Kera-Hinzoumbe C, Yangalbe-Kalnone E, Sagnon N, Simard F, Coetzee M: Insecticide resistance in *Anopheles gambiae*: data from the first year of a multi-country study highlight the extent of the problem. *Malar J* 2009, **8**:299.
- Schleier JJ III, Peterson RK: The joint toxicity of type I, II, and nonester pyrethroid insecticides. *J Econ Entomol* 2012, **105**(1):85-91.
- Davies TGE, Field LM, Usherwood PNR, Williamson MS: DDT, pyrethrins, pyrethroids and insect sodium channels. *IUBMB Life* 2007, **59**(3):151-162.
- Lee CY, Yap HH, Chong NL, Lee RST: Insecticide resistance and synergism in field collected German cockroaches (Diptera: Blattellidae) in Peninsular Malaysia. *Bull Entomol Res* 1996, **86**:675-682.
- Bernard CB, Philogène BJ: Insecticide synergists: role, importance, and perspectives. *J Toxicol Environ Health* 1993, **38**(2):199-223.
- Ahmad I, Astari S, Tan M: Resistance of *Aedes aegypti* (Diptera: Culicidae) in 2006 to pyrethroid insecticides in Indonesia and its association with oxidase and esterase levels. *Pakistan J Biol Sci* 2007, **10**(20):3688-3692.
- Kasai S, Shono T, Komagata O, Tsuda Y, Kobayashi M, Motoki M, Kashima I, Tanikawa T, Yoshida M, Tanaka I, Shinjo G, Hashimoto T, Ishikawa T, Takahashi T, Higa Y, Tomita T: Insecticide resistance in potential vector mosquitoes for West Nile virus in Japan. *J Med Entomol* 2007, **44**(5):822-829.
- Ramasubramanian T, Regupathy A: Pattern of cross resistance in lambda-delta-cyhalothrin and beta-cyfluthrin selected populations of *Helicoverpa armigera* Hub. *J Entomol* 2004, **1**(1):17-20.
- N'Guessan R, Boko P, Odjo A, Chabi J, Akogbeto M, Rowland M: Control of pyrethroid and DDT-resistant *Anopheles gambiae* by application of indoor residual spraying or mosquito nets treated with a long-lasting organophosphate insecticide, chlorpyrifos-methyl. *Malar J* 2010, **9**(1):44.
- Scott JG, Wen Z: Toxicity of fipronil to susceptible and resistant strains of German cockroaches (Diptera: Blattellidae) and house flies (Diptera: Muscidae). *J Econ Entomol* 1997, **90**(5):1152-1156.
- Roy S, Mukhopadhyay A, Gurusubramanian G: The synergists action of piperonyl butoxide on toxicity of certain insecticides applied against *Helopeltis theivora* waterhouse (Heteroptera: Miridae) in the dooars tea

- plantations of north bengal, India. *J Plant Protection Res* 2009, **49**(2):225–228.
47. Pridgeon JW, Appel AG, Moar WJ, Liu N: **Variability of resistance mechanisms in pyrethroid resistant German cockroaches (Dictyoptera: Blattellidae).** *Pestic Biochem Physiol* 2002, **73**:149–156.
 48. Vontas JG, Small GJ, Hemingway J: **Glutathione S-transferases as antioxidant defence agents confer pyrethroid resistance in *Nilaparvata lugens*.** *Biochem J* 2001, **357**:65–72.
 49. Che-Mendoza A, Penilla RP, Rodriguez AD: **Insecticide resistance and glutathione S-transferases in mosquitoes: a review.** *African J Biotech* 2009, **8**(8):1386–1397.
 50. Gunasekaran K, Muthukumaravel S, Sahu SS, Vijayakumar T, Jambulingam P: **Glutathione S Transferase activity in Indian vectors of malaria: a defense mechanism against DDT.** *J Med Entomol* 2011, **48**(3):561–569.
 51. Ong KH, Chew LM, Tan KK, Lam-Phua SG, Chan KL: **The susceptibility status of some common Singapore vectors to some common insecticides.** In *Proceedings of the 2nd symposium on our environment, Institute of Natural Sciences, Nanyang University, Singapore*; 1980:81–91.
 52. Brengues C, Hawkes NJ, Chandre F, McCarroll L, Duchon S, Guillet P, Manguin S, Morgan JC, Hemingway J: **Pyrethroid and DDT cross-resistance in *Aedes aegypti* is correlated with novel mutations in the voltage-gated sodium channel gene.** *Med Vet Entomol* 2003, **17**(1):87–94.
 53. Verhaeghen K, Van Bortel W, Trung HD, Sochantha T, Keokenchanh K, Coosemans M: **Knockdown resistance in *Anopheles vagus*, *An. sinensis*, *An. paraliae* and *An. peditaeniatus* populations of the Mekong region.** *Parasit Vectors* 2010, **3**(1):59.
 54. Marcombe S, Mathieu RB, Pocquet N, Riaz MA, Poupardin R, Selior S, Darriet F, Reynaud S, Yebakima A, Corbel V, David JP, Chandre F: **Insecticide resistance in the dengue vector *Aedes aegypti* from Martinique: distribution, mechanisms and relations with environmental factors.** *PLoS One* 2012, **7**(2):e30989.
 55. Valles SM, Koehler PG, Brenner RJ: **Antagonism of fipronil toxicity by piperonyl butoxide and S, S, S-tributyl phosphorotrithioate in the German cockroach (Dictyoptera: Blattellidae).** *J Econ Entomol* 1997, **90**(5):1254–1258.
 56. Salama EM, Hamed MS, El-Hosary SM: **Synergism and antagonism of Baygon with some additives against Baygon-resistant strain of *Culex pipiens* larvae.** *Egyptian J Biol* 2002, **4**:127–132.
 57. Martin SH, Ottea JA, Leonard BR, Graves JB, Burris E, Micinski S, Church GE: **Effects of selected synergists on insecticide toxicity tobacco budworm (Lepidoptera: Noctuidae) in laboratory and field studies.** *J Econ Entomol* 1997, **90**(3):723–731.
 58. Alves AP, Allgeier WJ, Siegfried BD: **Effects of the synergist S, S, S-tributyl phosphorotrithioate on indoxacarb toxicity and metabolism in the European corn borer, *Ostrinia nubilalis* (Hubner).** *Pestic Biochem Physiol* 2008, **90**(1):26–30.
 59. Penilla RP, Rodriguez AD, Hemingway J, Torres JL, Arredondo-Jimenez JL, Rodriguez MH: **Resistance management strategies in malaria vector mosquito control. baseline data for a large-scale field trial against *Anopheles albimanus* in Mexico.** *Med Vet Entomol* 1998, **12**(3):217–233.
 60. Polson KA, Brogdon WG, Rawlins SC, Chadee DD: **Characterization of insecticide resistance in Trinidadian strains of *Aedes aegypti* mosquitoes.** *Acta Trop* 2011, **117**(1):31–38.

doi:10.1186/s13071-014-0471-0

Cite this article as: Koou et al.: Insecticide resistance and its underlying mechanisms in field populations of *Aedes aegypti* adults (Diptera: Culicidae) in Singapore. *Parasites & Vectors* 2014 **7**:471.

Submit your next manuscript to BioMed Central and take full advantage of:

- Convenient online submission
- Thorough peer review
- No space constraints or color figure charges
- Immediate publication on acceptance
- Inclusion in PubMed, CAS, Scopus and Google Scholar
- Research which is freely available for redistribution

Submit your manuscript at
www.biomedcentral.com/submit

