

# Lawrence Berkeley National Laboratory

## Recent Work

### Title

ANALYSIS OF np ENHANCEMENTS IN n- +d INTERACTIONS AT 3.2 BeV/c

### Permalink

<https://escholarship.org/uc/item/38q8888j>

### Authors

Seidlitz, Leo.  
Dahl, Orin I.  
Miller, Donald H.

### Publication Date

1965-06-16

University of California  
Ernest O. Lawrence  
Radiation Laboratory

TWO-WEEK LOAN COPY

*This is a Library Circulating Copy  
which may be borrowed for two weeks.  
For a personal retention copy, call  
Tech. Info. Division, Ext. 5545*

ANALYSIS OF  $\pi_p$  ENHANCEMENTS IN  $\pi^-+d$  INTERACTIONS AT  
3.2 BeV/c

Berkeley, California

## **DISCLAIMER**

This document was prepared as an account of work sponsored by the United States Government. While this document is believed to contain correct information, neither the United States Government nor any agency thereof, nor the Regents of the University of California, nor any of their employees, makes any warranty, express or implied, or assumes any legal responsibility for the accuracy, completeness, or usefulness of any information, apparatus, product, or process disclosed, or represents that its use would not infringe privately owned rights. Reference herein to any specific commercial product, process, or service by its trade name, trademark, manufacturer, or otherwise, does not necessarily constitute or imply its endorsement, recommendation, or favoring by the United States Government or any agency thereof, or the Regents of the University of California. The views and opinions of authors expressed herein do not necessarily state or reflect those of the United States Government or any agency thereof or the Regents of the University of California.

Submitted to Physical Review Letters

UCRL-16194

UNIVERSITY OF CALIFORNIA

Lawrence Radiation Laboratory  
Berkeley, California

AEC Contract No. W-7405-eng-48

ANALYSIS OF  $\pi_p$  ENHANCEMENTS IN  $\pi^- + d$   
INTERACTIONS AT 3.2 BeV/c

Leo Seidlitz, Orin I. Dahl, and Donald H. Miller

June 16, 1965

ANALYSIS OF  $\pi\rho$  ENHANCEMENTS IN  $\pi^- + d$   
INTERACTIONS AT 3.2 BeV/c\*

Leo Seidlitz,<sup>†</sup> Orin I. Dahl, and Donald H. Miller

Department of Physics and Lawrence Radiation Laboratory  
University of California, Berkeley, California

June 16, 1965

In a study of multipion final states produced in  $\pi^+p$  interactions at 3.65 BeV/c, Goldhaber et al. demonstrated that almost all  $\pi^+\pi^+\pi^-p$  events proceed through either the  $\rho^0 N^{*++}$  or  $\rho^0\pi^+p$  intermediate states.<sup>1</sup> They found that the  $\pi^+\rho^0$  effective-mass distribution,  $M(\pi^+\rho^0)$ , for the  $\pi^+\rho^0p$  events contains a broad enhancement ( $A^+$ ) in the interval 1.0 to 1.4 BeV. Subsequent analyses by other groups have shown that the enhancement in the  $\pi^\pm\rho^0$  system consists of two peaks:<sup>2,3</sup> the  $A_1(1080)$  with  $\Gamma = 80$  to 140 MeV and the  $A_2(1310)$  with  $\Gamma = 80$  to 100 MeV. The observation by Chung et al. of what may reasonably be interpreted as the decays  $A_2 \rightarrow K^-K_1$  and  $A_2 \rightarrow K_1K_1$  suggests that the  $A_2$  enhancement represents a state with well-defined quantum numbers;<sup>3</sup> they conclude that the most likely assignment is  $I^G J^P = 1^- 2^+$ . In contrast, the structure of the  $A_1$  peak has remained obscure. No related decays have been established; in addition, several possible kinematic origins for the enhancement have been suggested.<sup>4-6</sup>

To compare the production and decay properties of the  $A_1$  and  $A_2$  systems in a variety of final states under similar kinematic conditions, we have analyzed  $\pi^-d$  interactions at 3.2 BeV/c. Thus far, the final states

$$\pi^- + d \rightarrow (p) n + \pi^- + \pi^- + \pi^+ \quad (2881 \text{ events}) \quad (1a)$$

$$\rightarrow (n) p + \pi^- + \pi^- + \pi^+ \quad (669 \text{ events}) \quad (1b)$$

and

$$\rightarrow (p) p + \pi^- + \pi^- + \pi^0 \quad (1577 \text{ events}) \quad (1c)$$

have been studied. Direct comparison of correlations with those observed in  $\pi^\pm p$  experiments is significant only for events representing interactions on a single nucleon. Consequently, all events with an unobserved proton (i. e., only three visible prongs) were measured;<sup>7</sup> four-prong events were measured only when a clearly identified proton was present. With these criteria, the detection efficiency for (1b) decreases rapidly for events involving protons with laboratory momenta  $p_L > 800 \text{ MeV}/c$ . Since the  $A$  enhancements in  $\pi^\pm p$  interactions occur predominantly at low momentum-transfer-squared,  $\Delta^2(p)$ , this bias does not affect the present conclusions. After fitting, events were assigned to (1a, b, or c) when the nucleon in parentheses had  $p_L \leq 220 \text{ MeV}/c$ .<sup>8</sup>

The combined  $M(N\pi)$  and  $M(\pi\pi)$  distributions for the two  $N\pi$  and  $\pi\pi$  pairings are shown by the dashed curves in Fig. 1. To distinguish the two  $\pi^+, \pi^-$  pairs, we calculated  $\Delta^2$  for each. We designate the pair with lower (higher)  $\Delta^2$  by  $\pi\pi_1(\pi\pi_2)$ ; the associated  $N\pi$  pair is then  $N\pi_2(N\pi_1)$ . Distributions for the  $N\pi_2$  and  $\pi\pi_1$  pairs are shown separately in the solid curves. The  $M(N\pi_2)$  distributions for events in which the  $\pi\pi_1$  pair lies in the  $\rho$  interval (600 to 850 MeV) are represented by the shaded areas in 1a, c, and e; the  $N^*$  peaks in these distributions correspond predominantly to the  $N^* \rho$  final state. The  $M(\pi\pi_1)$  distributions associated with the  $N\pi_2$  pairs outside the  $N^*$  intervals are shown by the shaded areas in 1b, d, and f. Events in the  $\rho$  intervals in these distributions together with those in the  $\pi\pi_2$  combinations are used in the final analysis.

The structure in the  $(p)n\pi^-\pi^-\pi^+$  final state is similar to that observed in the charge-symmetric state  $p\pi^+\pi^+\pi^-$ .<sup>1</sup> The  $\Delta^2$  selection in Figs. 1a and b provides a remarkably clean separation of the  $N^{*-}\rho^0$  events. Some  $N^{*-}$  and  $\rho^0$  production occurs in the  $n\pi^-_1$  and  $\pi^+\pi^-_2$  pairs; however, the scatter plot shows no additional enhancement in the overlapping  $N^{*-}\rho^0$  bands for these pairs. Correlations in the  $(n)p\pi^-\pi^-\pi^+$  events are similar to those reported for the analogous final state produced in  $\pi^-p$  interactions at 3.2 BeV/c.<sup>3</sup> Although the  $N^{*0}\rho^0$  final state is observed, the inset in 1c indicates that  $N^{*++}$  is stronger. Most  $\pi^+$ 's associated with the  $N^{*++}$  interval combine with  $\pi^-_1$  to form  $\rho^0$ 's; consequently, no unambiguous separation into  $N^{*0}\rho^0$  events is possible. Some  $\rho^0$  production occurs in both the  $\pi^+\pi^-_1$  and  $\pi^+\pi^-_2$  pairs outside the  $N^{*++}$  interval. Structure observed in the  $(p)p\pi^-\pi^-\pi^0$  final state consists predominantly of  $N^{*0}\rho^-$  formation in the  $p\pi^-_2$  and  $\pi^0\pi^-_1$  pairs; negligible  $\rho^-$  production occurs outside the  $N^{*0}$  interval. Some uncorrelated  $N^{*0}$  and  $\rho^-$  formation is present in the  $p\pi^-_1$  and  $\pi^0\pi^-_2$  pairs.

To compare the structure in  $\pi\rho$  systems produced in reactions (1a, b, and c), we plot  $\Delta^2(\pi\rho)$  against  $M^2(\pi\rho)$  in Fig. 2 for each final state. Events with either  $n\pi^-$  pair (1a), the  $p\pi^+$  pair (1b), or either  $p\pi^-$  pair (1c) in the  $N^*$  interval (1120 to 1320 MeV) have been rejected. The  $M^2(\pi\rho)$  distribution for reaction (1a) agrees qualitatively with that observed by Goldhaber et al.;<sup>1</sup> although a broad enhancement occurs in the region 1.0 to 2.0 (BeV)<sup>2</sup>, no clear separation of the  $A_1$  and  $A_2$  peaks is achieved. Alternatively, for reaction (1b), a well-defined peak is observed at  $M^2(\pi\rho) \sim 1.72$  (BeV)<sup>2</sup> for events with  $0.15 < \Delta^2(p) \leq 0.7$  (BeV/c)<sup>2</sup>; this is consistent with the results of Chung et al.<sup>9</sup> Almost all events whose assignment is ambiguous ( $p_L \leq 220$  MeV/c for both nucleons) fall in the  $A_1$  region; when

the projections in Figs. 2d and e are added and ambiguous events used only once, the relative intensities in the  $A_1$  and  $A_2$  enhancements tend toward those observed in the  $\pi^\pm p$  experiments.

It is important to note that the strong  $A_1$  enhancements in both  $\pi^- \rho^0$  plots are confined to events with  $\Delta^2(\pi\rho) \leq 0.15 \text{ (BeV/c)}^2$ . In contrast, no analogous effect is observed when similar criteria are used to select  $\pi^- \rho^-$  combinations;<sup>10</sup> within statistics, the  $\pi^- \rho^-$  plot suggests a uniform density for  $\Delta^2(\pi\rho) < 1 \text{ (BeV/c)}^2$ . Since the  $\pi^- d$  data reproduce the essential features of the corresponding  $\pi^\pm p$  experiments, this difference probably cannot be attributed to the presence of the additional nucleon in the final state.

Three diagrams which may contribute significantly to  $N\pi\pi\pi$  final states are shown in Fig. 3. In (3a), exchange of a  $G = -1$  system is allowed; when the exchanged particle is a pion (OPE) this diagram contributes strongly to  $pN^*$  events.<sup>11</sup> The presence of the pion propagator implies that with increasing c.m. energy, the OPE contribution tends to concentrate in the  $N\pi_2$  and  $\pi\pi_1$  pairs; this effect is particularly clear in the  $(p)n\pi^-\pi^-\pi^+$  final state. In (3b), the exchanged system must have  $G = +1$ ; at low  $\Delta^2(N)$ , this diagram dominates in the production of resonant systems whose decay into  $3\pi$  is strong. Diagram (3c) represents a mechanism suggested by Nauenberg and Pais for generation of peaks in  $3\pi$  systems.<sup>4</sup> For real particles,  $\pi-Y_c$  scattering would show a peak in the mass region where the decay pion from  $Y_c$  can combine with the incident  $\pi$  to form  $Y_c'$ ; enhancements associated with this mechanism would result from the sequence  $\pi + \rho \rightarrow \pi + \pi + \pi \rightarrow \rho' + \pi'$ .<sup>12</sup>

The observed  $\pi\rho$  structure may be compared with predictions for the diagrams in Fig. 3. We note first that a low mass  $\pi\rho$  enhancement corresponds



to a strongly peaked angular distribution in the  $\pi N$  c.m. Deck has pointed out that diagram 3a leads to this configuration if the  $\Delta^2$  dependence for virtual  $\pi N$  scattering at vertex Ia is similar to that for the free  $\pi N$  system.<sup>5, 13</sup> This mechanism also accounts naturally for the observed concentration of  $A_1^-$  events at  $\Delta^2(\pi^- \rho^0) \leq 0.15$  (BeV/c)<sup>2</sup>. Since vertex Ia represents  $\pi^0 + n \rightarrow \pi^- + p$  for the  $(p) p \pi^- \pi^- \pi^0$  final state, the absence of a significant  $A_1^{--}$  enhancement may be attributed to the small charge-exchange cross section for energies above the  $N^*$  region.

In diagram 3b, we assume that the  $\pi p$  enhancements result from decay of resonant states with  $I = 1$  or  $2$ . If we neglect absorptive effects, the relative production rates of the observed decay modes for reactions (1a, b, and c) are  $1 : 1 : 0$ ; and  $1 : 1 : 8$  for  $I = 1$  and  $2$ , respectively. The distributions in Fig. 2 are consistent with the  $I = 1$  assignment for the  $A_1$  or  $A_2$ ; there is no possibility for interpretation of either enhancement as an  $I = 2$  resonant state. However, it is important to note that the concentration of  $A_1$  events at  $\Delta^2(\pi p) \leq 0.15$  (BeV/c)<sup>2</sup> is not expected for production of a resonant state through  $p$  exchange. For example, in a study of the reaction  $\pi^+ + n(p) \rightarrow \omega + p(p)$  at 3.25 BeV/c, Cohn et al.<sup>14</sup> find significant production of  $\omega$  in the  $\Delta^2$  interval 0 to 0.6 (BeV/c)<sup>2</sup>. In contrast to the distribution of  $\Delta^2(\pi p)$  for the  $A_1$  events, that for  $A_2$  is similar to the distribution observed in  $\omega$  production.<sup>1-3</sup>

If we assume that  $Y_c$  and  $Y_c'$  are  $\rho$ 's, relative production rates through diagram 3c are  $1 : 1 : 2$ . Since no  $A_1^{--}$  enhancement is observed, and the  $A_2$  is almost certainly a state with  $I^G J^P = 1^- 2^+$ , this mechanism may be rejected.

An alternative kinematic origin for the  $A_1$  enhancement has been proposed by Chang.<sup>6</sup> Since each final state contains two identical pions, symmetrization results in a production amplitude of the approximate form  $M_P = M_0(D_{13} + D_{23})$ ,

where  $D_{ij}$  is the  $\rho$  propagator leading to  $\pi_i \pi_j$ . He notes that constructive interference can occur only for both  $D_{12} \neq 0$  and  $D_{23} \neq 0$ , i. e., in the c.m. energy region where both  $\pi\pi$  combinations may form  $\rho$ 's. Since the dominant  $\rho$  production amplitudes for interference presumably result from diagram 3 a, no direct test for distinguishing the two kinematic mechanisms is available.

We conclude that the absence of any significant  $\pi^- \rho^-$  enhancements precludes the interpretation of either the  $A_1$  or  $A_2$  as an  $I = 2$  resonant state. The observed  $\pi\rho$  enhancements in the  $A_1$  region are in qualitative agreement with predictions for the kinematic mechanism proposed by Deck. Alternatively, the  $A_1$  may represent a broad resonance with  $I = 1$ . The data agree with the  $I = 1$  assignment for the  $A_2$ .<sup>15</sup>

We are grateful for the efforts of our scanners and measurers, in particular, T. Bonk. The data reduction was skillfully supervised by W. Koellner. We are especially indebted to Drs. John Kadyk, George Trilling, and Joseph Murray for their contributions to the beam design, which was conducted collaboratively by the Goldhaber-Trilling and Alvarez groups. The support and encouragement of Professor Luis Alvarez throughout the course of the experiment are appreciated.

FOOTNOTES AND REFERENCES

\*Work done under the auspices of the U. S. Atomic Energy Commission.

†Visiting scientist from Princeton University.

1. G. Goldhaber, J. L. Brown, S. Goldhaber, J. A. Kadyk, B. C. Shen, and G. H. Trilling, Phys. Rev. Letters 12, 336 (1964).
2. Aachen-Birmingham-Bonn-Hamburg-London-München Collaboration, Phys. Letters 6, 62 (1963).
3. S-U. Chung, O. I. Dahl, L. M. Hardy, R. I. Hess, G. R. Kalbfleisch, J. Kirz, D. H. Miller, and G. A. Smith, Phys. Rev. Letters 12, 621 (1964).
4. M. Nauenberg and A. Pais, Phys. Rev. Letters 8, 82 (1962).
5. R. T. Deck, Phys. Rev. Letters 13, 169 (1964).
6. N. P. Chang, Phys. Rev. Letters 14, 806 (1965).
7. Approximately 65% of the events measured had only three visible prongs; these correspond to a projected length less than 1.5 mm for the low momentum recoil. The fitting program treated the unseen proton as a measured track with momentum components equal to zero but having appropriate errors in the x, y, and z directions. For the four-constraint final state,  $pp\pi^-\pi^+$ , the resulting momentum distribution for the lower-momentum proton is consistent with the Hulthén distribution. With the weaker constraints in reactions 1, the momentum distribution for unmeasured protons tends to peak at zero; the distribution for measured protons ( $p_L \gtrsim 80$  MeV/c) is consistent with the Hulthén distribution.

This distortion has no significant effect on  $M(\pi^-\pi^-\pi^+)$  because the three pions are measured. It is difficult to estimate the effect on  $M(\pi^-\pi^-\pi^0)$ , although the poorer resolution is probably reflected in the observed width of the  $\rho^0$  (140 MeV) and of the  $\rho^-$  (180 MeV).

8. An additional 700 events contained no nucleon with  $p_L \leq 220$  MeV/c; in 167 events both the neutron and proton had  $p_L \leq 220$  MeV/c. Since the assignment of events is obscured when both nucleons have low momentum, alternate selections were tried. For the present analysis, 30 "double-spectator" events are used in Fig. 2d only, 46 in 2e only, and 23 in both. The second selection in which each event is assigned only to the final state corresponding to the lower-momentum nucleon, led to similar conclusions.
9. Although Chung et al.<sup>3</sup> observed the  $A_1$  and  $A_2$  peaks for  $\Delta^2(p) < 0.65$  (BeV/c)<sup>2</sup>, they find that, after deletion of events with  $\Delta^2(p) < 0.15$ , there is a similar emphasis of the  $A_2$  peak with respect to the  $A_1$ . Private communication.
10. When events with  $M(N\pi_2)$  in the  $N^*$  interval are not removed, all final states contain a strong  $\pi p$  enhancement throughout the  $A_1$  region at  $\Delta^2(\pi p) < 0.15$  (BeV/c)<sup>2</sup>.
11. M. Abolins, R. L. Lander, W. A. Mehlhop, Ng. h. Xuong, and P. M. Yager, Phys. Rev. Letters 11, 381 (1963).
12. See C. Goebel, Phys. Rev. Letters 13, 143 (1964) in which a further analysis of this mechanism demonstrates that it cannot produce an enhancement in the  $\pi p$  system by virtual  $\rho$  exchange.
13. Alternatively, a genuine  $\pi p$  enhancement at low mass may erroneously lead to the conclusion that virtual  $\pi N$  scattering is similar to that for the free  $\pi N$  system. Abolins et al. (Proc. Second Athens Topical Conference on Resonant Particles, 1965, to be published) have described a test for the mechanism proposed by Deck. In the  $\pi N$  c. m., events are divided into those in which the nucleon goes forward or backward with respect to the incident beam direction. They find that the low-mass  $\pi p$  enhancement occurs only in the forward events. However, this is no more than a restatement of the fact that the  $A_1$  enhancement occurs at low  $\Delta^2$ .

14. H. O. Cohn, W. M. Bugg, and G. T. Condo, Phys. Letters 15, 344 (1965).
15. Similar conclusions have been reached by the La Jolla group in a study of  $\pi^- + d$  interactions at 3.7 BeV/c, (N. Xuong and R. Lander, University of California, La Jolla, private communication.)

## FIGURE LEGENDS

- Fig. 1. Distributions of the invariant mass of  $N\pi$  and  $\pi\pi$  pairs. The dotted lines represent two combinations per event. The one combination per event for which  $\Delta^2(\pi\pi)$  is the lower is represented by the solid lines.
- Fig. 2. (a), (b), and (c) Chew-Low plots of the  $\pi\rho$  systems in reactions 1 a, b, and c, respectively. (d), (e), (f), (g), (h), and (i) Projections of mass-squared ( $\pi\rho$ ) for the same reactions. In all plots, events were excluded if neither  $\pi^+, 0, \pi^-$  pair was in the  $\rho$  interval (600 to 850 MeV). Events with either  $n\pi^-$  pair (a), the  $p\pi^+$  pair (b), or either  $p\pi^-$  pair (c) in the  $N^*$  interval (1120 to 1320 MeV) were excluded.
- Fig. 3. Diagrams considered in the production of  $\pi\rho$  enhancements.

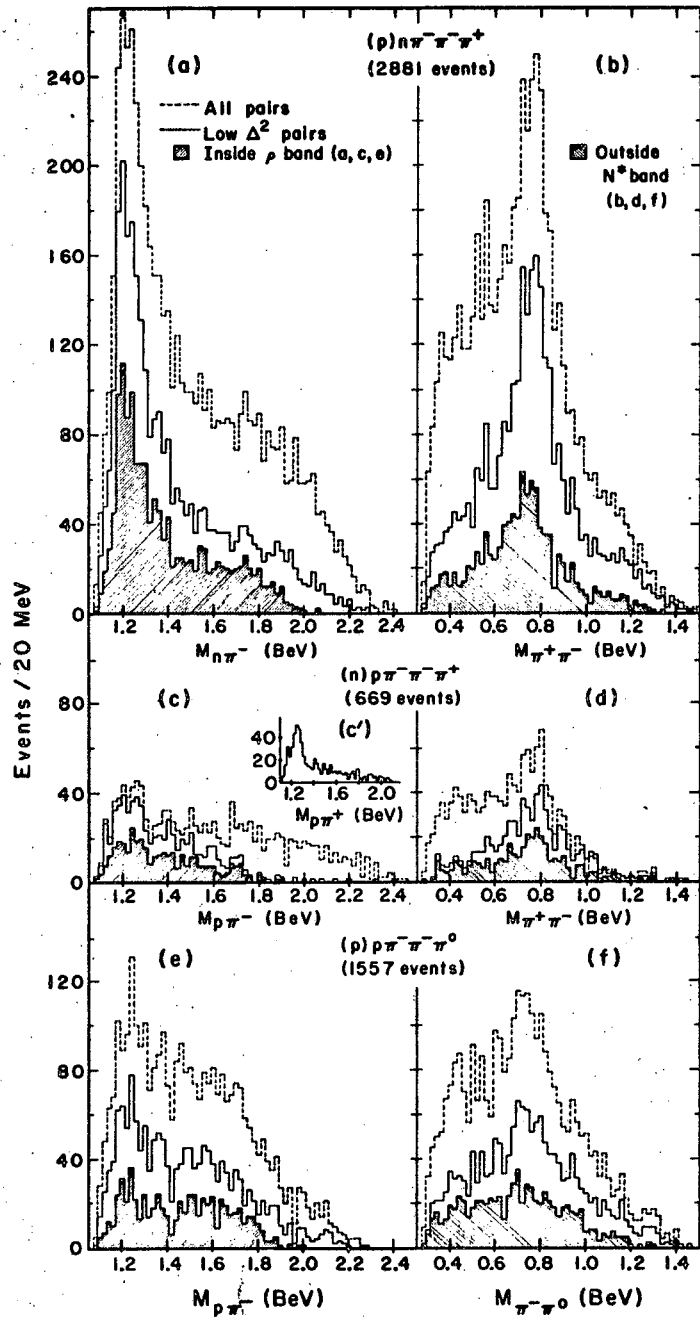


Fig. 1

NU-5425

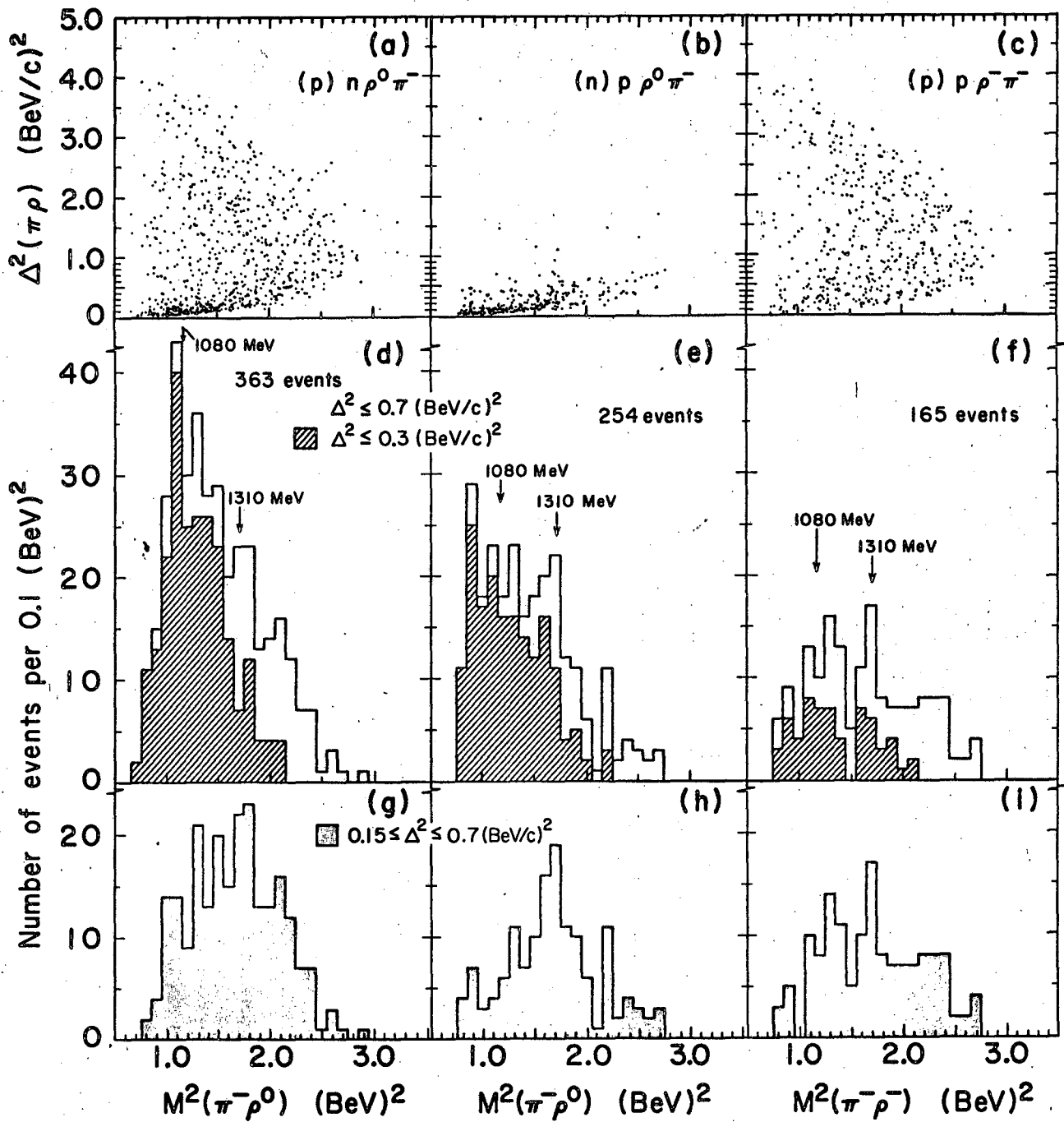
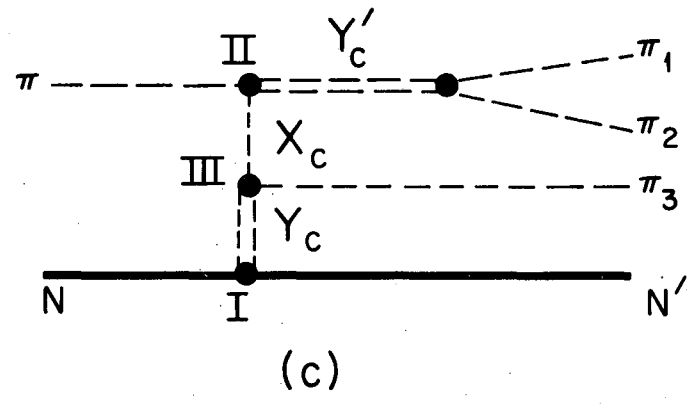
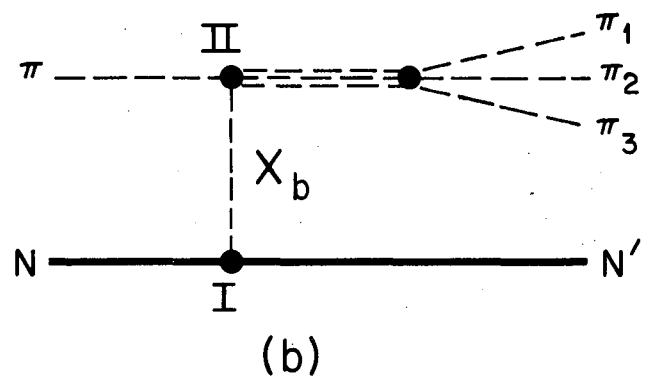
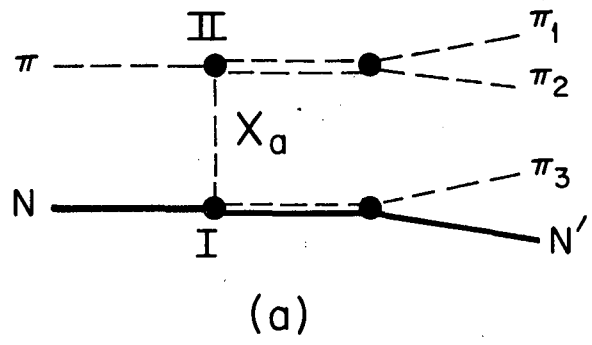


Fig. 2





MUB-6624

Fig. 3

This report was prepared as an account of Government sponsored work. Neither the United States, nor the Commission, nor any person acting on behalf of the Commission:

- A. Makes any warranty or representation, expressed or implied, with respect to the accuracy, completeness, or usefulness of the information contained in this report, or that the use of any information, apparatus, method, or process disclosed in this report may not infringe privately owned rights; or
- B. Assumes any liabilities with respect to the use of, or for damages resulting from the use of any information, apparatus, method, or process disclosed in this report.

As used in the above, "person acting on behalf of the Commission" includes any employee or contractor of the Commission, or employee of such contractor, to the extent that such employee or contractor of the Commission, or employee of such contractor prepares, disseminates, or provides access to, any information pursuant to his employment or contract with the Commission, or his employment with such contractor.

