

# UCLA

## UCLA Previously Published Works

### Title

Laboratory measurements of the physics of auroral electron acceleration by Alfvén waves.

### Permalink

<https://escholarship.org/uc/item/37c29667>

### Journal

Nature Communications, 12(1)

### Authors

Schroeder, J

Howes, G

Kletzing, C

et al.

### Publication Date

2021-06-07

### DOI


10.1038/s41467-021-23377-5

### Copyright Information

This work is made available under the terms of a Creative Commons Attribution License, available at <https://creativecommons.org/licenses/by/4.0/>

Peer reviewed

# Laboratory measurements of the physics of auroral electron acceleration by Alfvén waves

J. W. R. Schroeder <sup>1✉</sup>, G. G. Howes <sup>2</sup>, C. A. Kletzing <sup>2</sup>, F. Skiff <sup>2</sup>, T. A. Carter <sup>3</sup>, S. Vincena <sup>3</sup> & S. Dorfman<sup>4</sup>

While the aurora has attracted attention for millennia, important questions remain unanswered. Foremost is how auroral electrons are accelerated before colliding with the ionosphere and producing auroral light. Powerful Alfvén waves are often found traveling Earthward above auroras with sufficient energy to generate auroras, but there has been no direct measurement of the processes by which Alfvén waves transfer their energy to auroral electrons. Here, we show laboratory measurements of the resonant transfer of energy from Alfvén waves to electrons under conditions relevant to the auroral zone. Experiments are performed by launching Alfvén waves and simultaneously recording the electron velocity distribution. Numerical simulations and analytical theory support that the measured energy transfer process produces accelerated electrons capable of reaching auroral energies. The experiments, theory, and simulations demonstrate a clear causal relationship between Alfvén waves and accelerated electrons that directly cause auroras.

<sup>1</sup>Department of Physics, Wheaton College, Wheaton, IL, USA. <sup>2</sup>Department of Physics and Astronomy, University of Iowa, Iowa City, IA, USA. <sup>3</sup>Department of Physics and Astronomy, University of California, Los Angeles, CA, USA. <sup>4</sup>Space Science Institute, Los Angeles, CA, USA. ✉email: [jim.schroeder@wheaton.edu](mailto:jim.schroeder@wheaton.edu)

Space weather embodies the study of how variable forcing by the Sun, mediated by the supersonically flowing solar wind, affects the near-Earth space environment<sup>1</sup>. One of the most spectacular displays of the Sun's effect on the Earth is the aurora, statistically appearing in an oval-shaped region around the magnetic poles at high latitude<sup>2</sup>, with manifestations on both the nightside and the dayside. High-energy particles precipitating down along the Earth's dipolar magnetic field into the auroral ionosphere collisionally excite atoms and molecules<sup>3</sup>, leading to the auroral emissions with a variety of appearances, from bright discrete arcs, to faint arcs, to diffuse aurora. The differing magnetic local time and morphology of observed auroral events suggests distinct source regions as well as differing mechanisms of generation, with a clear disconnect between dayside and nightside aurora<sup>4</sup>. Three main magnetospheric drivers for the aurora have been identified<sup>5</sup>: (i) the precipitation of very energetic magnetosheath particles from the magnetospheric boundary layer on the dayside<sup>6</sup> or plasma sheet electrons on the nightside<sup>7,8</sup>; (ii) quasi-static, field-aligned currents<sup>9,10</sup>; or (iii) energetic electrons accelerated by Alfvénic fluctuations, either as field-line resonances (effectively global-scale standing Alfvén waves in the Earth's dipolar magnetic field)<sup>11</sup> or Alfvén waves propagating down the field lines towards the auroral ionosphere<sup>12,13</sup>. For all of these cases, the detailed kinetic plasma physics governing the flow of energy from the outer magnetosphere into precipitating energetic particles remains a topic of ongoing study.

To confirm the acceleration of electrons by downward propagating Alfvén waves and assess their contribution to the total auroral emission, the space physics community has pursued a combination of spacecraft conjunction studies and statistical studies of the spatial distribution of Alfvén waves and precipitating electrons. Measurements from the Polar spacecraft at altitudes  $3 R_E \lesssim z \lesssim 6 R_E$  (Earth radii) show that the downward Poynting flux of Alfvén waves was sufficient to power the intense auroral emission observed at magnetically conjugate points in the ionosphere<sup>14,15</sup>. Subsequent conjunction studies between Polar or Cluster at  $z \gtrsim 4 R_E$  and FAST below at  $z \sim 0.5 R_E$  showed a transition from downward Alfvén Poynting flux at high altitudes to significant precipitating energetic electron flux at lower altitudes<sup>5,16,17</sup>, suggesting that Alfvén wave energy is lost through the acceleration of electrons over the intervening altitude range. Although the electron acceleration is generally thought to occur over the altitude range  $1 R_E \lesssim z \lesssim 2 R_E$ <sup>18,19</sup>, sorting Alfvén Poynting flux by altitude shows a significant drop in amplitude over  $3 R_E \lesssim z \lesssim 4 R_E$ <sup>20</sup>. This fundamental picture of auroral electron acceleration by Alfvén waves also appears relevant to other planetary magnetospheres, with recent Juno measurements showing Alfvénic fluctuations associated with auroral emissions at Jupiter<sup>21</sup>.

Statistical studies of the spatial distribution of Alfvén wave power and precipitating electron flux using FAST and Polar measurements have shown that the spatial distribution in magnetic local time and latitude of Alfvén wave Poynting flux is well correlated with the distribution of accelerated electrons and the auroral emission<sup>22–24</sup>, with modeling suggesting the accelerated electrons primarily arrive from an altitude of  $2 R_E \lesssim z \lesssim 3 R_E$ <sup>22</sup>. Furthermore, the Alfvén wave Poynting flux was found to be sufficient to power  $\sim 1/3$  of the global auroral luminosity, and up to 50% in the pre-midnight sector where substorm driven auroral events occur<sup>23,24</sup>, and Alfvén waves may be the dominant mechanism of electron acceleration during geomagnetic storms<sup>20,25,26</sup>.

Together, these conjunction and statistical studies build a strong case for the Alfvén-wave acceleration of auroral electrons. To develop a complete physical understanding of this critical element of magnetosphere-ionosphere coupling, it is essential to

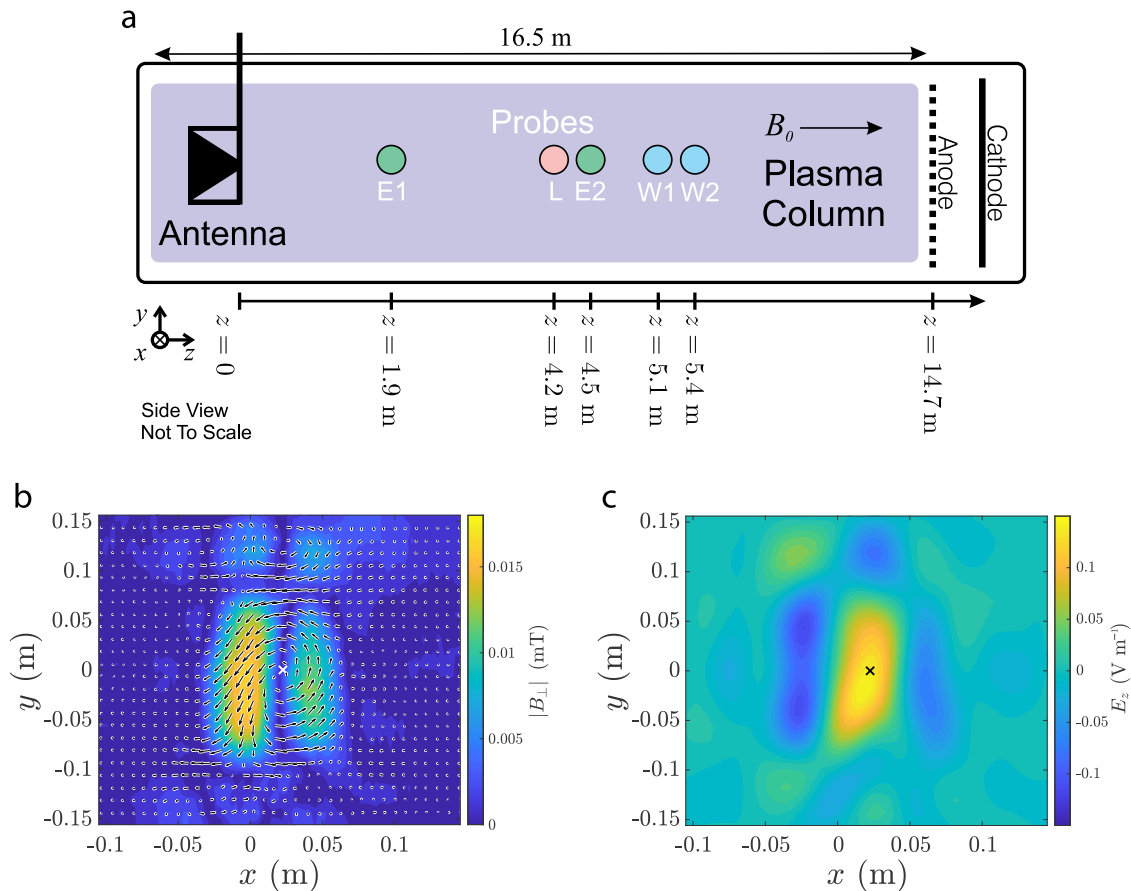
identify the kinetic plasma physics governing the acceleration of electrons by Alfvén waves. Analytical considerations and numerical modeling have framed the basic kinetic physics involved. Over the auroral acceleration region from  $1 R_E \lesssim z \lesssim 3 R_E$ , the Earth's relatively high magnetic field  $B_0$  and low plasma electron density  $n_e$  and temperature  $T_e$  lead to conditions in the inertial regime, characterized by an Alfvén velocity greater than the electron thermal velocity,  $v_A > v_{te}$ <sup>27,28</sup>. The Alfvén waves measured in the auroral acceleration region have typical length scales perpendicular to the magnetic field  $\mathbf{B}_0$  that are comparable to the electron skin depth. Unlike the Alfvén waves of ideal MHD<sup>29</sup>, inertial Alfvén waves under these conditions are dispersive and give rise to an electric field component parallel to  $\mathbf{B}_0$ <sup>28,30</sup>. It is proposed that the parallel electric field of these waves can accelerate the precipitating electrons that power the aurora<sup>13,28,31</sup>. Kletzing<sup>32</sup> mapped a distribution of test particles through prescribed inertial Alfvén wave fields and found electrons can be accelerated to auroral energies through a process similar to single-bounce Fermi acceleration where electrons gain energy while being overtaken by the wave and then are accelerated out of the front of the wave. Additional tests with realistic altitude profiles of the plasma parameters indicated that auroral electrons could be resonantly accelerated by inertial Alfvén waves<sup>33,34</sup>.

It is scientifically desirable to confirm definitively the kinetic physics of Alfvénic electron acceleration by simultaneously measuring the Alfvén wave fields and the resulting changes to the electron velocity distribution. Both measurements are essential to diagnose directly the transfer of energy between the waves and electrons. Spacecraft measurements, suffering uncertainty from plasma inhomogeneity, field line mapping, spacecraft motion, and limited points of measurement, have not been able to provide such a direct test.

In this work, we overcome the inherent limitations of spacecraft measurements by performing laboratory experiments<sup>35</sup> on the Large Plasma Device (LAPD), a joint National Science Foundation/Department of Energy user facility at UCLA<sup>36</sup>. Inertial Alfvén waves are launched in the LAPD plasma and measurements of the electron velocity distribution are simultaneously collected using the absorption of a small amplitude whistler-mode wave. An analysis of measurements using the field-particle correlation technique gives a velocity-space signature indicating electrons are resonantly accelerated by inertial Alfvén waves in the experiment. Analytical kinetic theory, numerical Liouville mapping of a test particle distribution, and nonlinear gyrokinetic simulation are consistent with data from the experiment. The energy gain per electron per second in the experiment is consistent with an estimation using parameters from the auroral zone. While it was previously known that Alfvén waves are often coincident with auroras, this direct measurement demonstrates a causal relationship between Alfvén waves and accelerated electrons that produce auroras.

## Results

The LAPD is a 20 m long, 1 m diameter cylindrical vacuum chamber with a strong axial magnetic field of  $\mathbf{B}_0 = 0.1700\hat{z}$  T. While the characteristic parameters (magnetic field, density, and temperature) of the LAPD experiments differ by orders of magnitude from those in the auroral magnetosphere, a similarity analysis can be exploited to demonstrate that the key dimensionless parameters governing the physics of auroral electron acceleration can be reproduced in the laboratory<sup>35,37</sup>. The key condition determining the acceleration of auroral electrons is that the ratio of the electron thermal velocity to the Alfvén velocity is less than unity,  $v_{te}/v_A < 1$ . Our experiments achieve a



**Fig. 1 LAPD setup and snapshots of the Alfvén wave.** **a** Experimental setup showing the Sigma antenna, Elsässer probes (E1, E2), Langmuir probe (L), and WWAD probes (W1, W2). **b** Contour plot of  $\mathbf{B}_\perp(x, y)$  of the inertial Alfvén wave in the plane perpendicular to  $\mathbf{B}_0$  measured at E2. Arrows indicate the magnitude and direction of  $\mathbf{B}_\perp(x, y)$ . **c** The calculated  $E_z(x, y)$  midway between the WWAD probes W1 and W2. The  $x$  indicates the  $(x, y)$  location of the WWAD measurements of  $g_e(v_z)$ .

ratio  $v_{te}/v_A = 0.35$  such that the parallel resonant velocity of inertial Alfvén waves falls in the suprathermal tail of the electron distribution (Supplementary Methods 1).

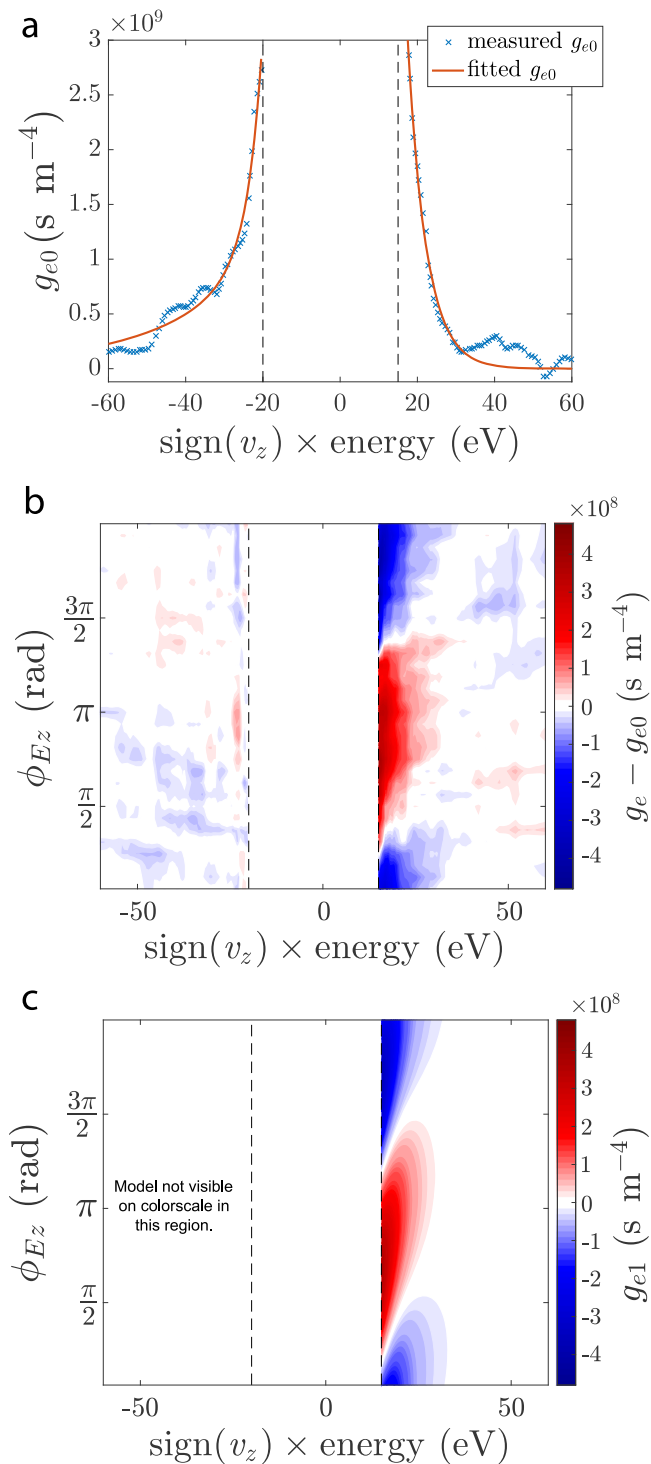
**Alfvén wave measurements.** We use the specially designed Sigma antenna to launch inertial Alfvén waves from one end of the chamber, as shown in Fig. 1a, Elsässer probes<sup>38</sup> to record the electromagnetic fields, and a Whistler Wave Absorption Diagnostic (WWAD)<sup>39</sup> to make simultaneous measurements of the parallel electron velocity distribution<sup>40–43</sup> (see Methods for more detail on the experimental setup and procedure). The propagation of Alfvén waves between probes E1 and E2 is found to agree with the inertial Alfvén wave dispersion relation that includes the effects of thermal collisions (Supplementary Methods 2). In Fig. 1, over the plane  $(x, y)$  perpendicular to the axial magnetic field, we show (b) the measured Alfvén wave field  $\mathbf{B}_\perp$  at E2 and (c) the predicted parallel electric field  $E_z$  at the WWAD, calculated using  $\mathbf{B}_\perp$  and Ampère’s law (Supplementary Methods 2). The  $(x, y)$  position of the electron velocity distribution function measurement using the WWAD is indicated in Fig. 1b, c by the  $x$ , chosen at a maximum of the Alfvén wave  $E_z$ , i.e. a current channel.

**Distribution function measurements.** High-precision measurements of the suprathermal tails of the parallel electron velocity distribution  $g_e(v_z)$  were performed using the WWAD<sup>39–43</sup>. This measurement technique provides sufficient time resolution and precision to determine variations of  $g_e(v_z)$  as the Alfvén wave phase advances<sup>44</sup> (Supplementary Methods 3). The wave

absorption technique is unable to provide measurements of  $g_e(v_z)$  through the lower-velocity bulk of the distribution; however, because resonant acceleration affects suprathermal electrons, we are still able to explore this phenomenon with the available measurements (Supplementary Methods 3).

In Fig. 2a, we show the background distribution  $g_{e0}(v_z)$ , obtained from a Fourier transform of distribution function measurements over the Alfvén wave period  $T = 2\pi/\omega$ , where the contribution from the  $n$ th Fourier harmonic is given by  $g_{en}(v_z, t)$ . Each side of  $g_{e0}(v_z)$  is fitted with a two-temperature Maxwellian distribution (red): a dominant, cold thermal core consistent with the Langmuir probe measurements of  $T_e$  and a hotter, diffuse component. The hotter 60 eV population seen for  $v_z < 0$  corresponds to the energy of the primary electrons accelerated across the cathode-anode potential drop of the plasma source.

In Fig. 2b, we plot measurements of the total perturbation  $\delta g_e(v_z) = g_e(v_z) - g_{e0}(v_z)$  over  $2\pi$  of Alfvén wave phase, showing a signal along the vertical axis dominated by the fundamental mode of oscillations  $g_{e1}(v_z)$  at the frequency  $\omega$  of the Alfvén wave. A previously derived analytical solution to the linearized Boltzmann equation<sup>44,45</sup>, shown in Fig. 2c, reproduces the dominant features of this pattern using only  $g_{e1}(v_z)$ . While the linear solution to the Boltzmann equation includes a velocity-dependent Coulomb collision rate, the typical suprathermal electron will travel nearly collisionlessly through the length of the experiment (Supplementary Methods 1). The upward slant of the blue and red features in the  $v_z > 0$  region of Fig. 2b, c indicates phase variation in the response of  $g_e(v_z)$  to the Alfvén wave, i.e. faster electrons are not



**Fig. 2 Measurements and model of the electron distribution.** **a** The background distribution  $g_{e0}(v_z)$  obtained by averaging  $g_e(v_z)$  over Alfvén wave phase  $\phi_{E_z}$  referenced to  $E_z$ . **b** Measured perturbations  $\delta g_e$  are coherent with Alfvén wave phase  $\phi_{E_z}$ . **c** A solution to the linearized Boltzmann equation accurately models  $g_{e1}$  caused by Alfvén waves in this experiment. WWAD measurements of  $g_e(v_z)$  are unavailable in the region between the vertical dashed lines.

oscillating with the same phase relative to the Alfvén wave as slower electrons. As we will show, this difference in phase means that in some regions of velocity space the electrons gain energy, while in other regions they lose energy, ultimately producing a signature characteristic of resonant energy transfer<sup>46–48</sup>.

**Field-particle correlation of experimental data.** Using single-point measurements of the electric field and electron velocity distribution, the rate of energization of electrons as a function of their velocity in the experiment is diagnosed using the field-particle correlation technique<sup>46–48</sup> (Supplementary Methods 4). To determine the net rate of work done by  $E_z$  on the electrons, we use the measured  $g_{e1}(v_z, t)$  and  $E_z(t)$  to compute the parallel field-particle correlation, defined by

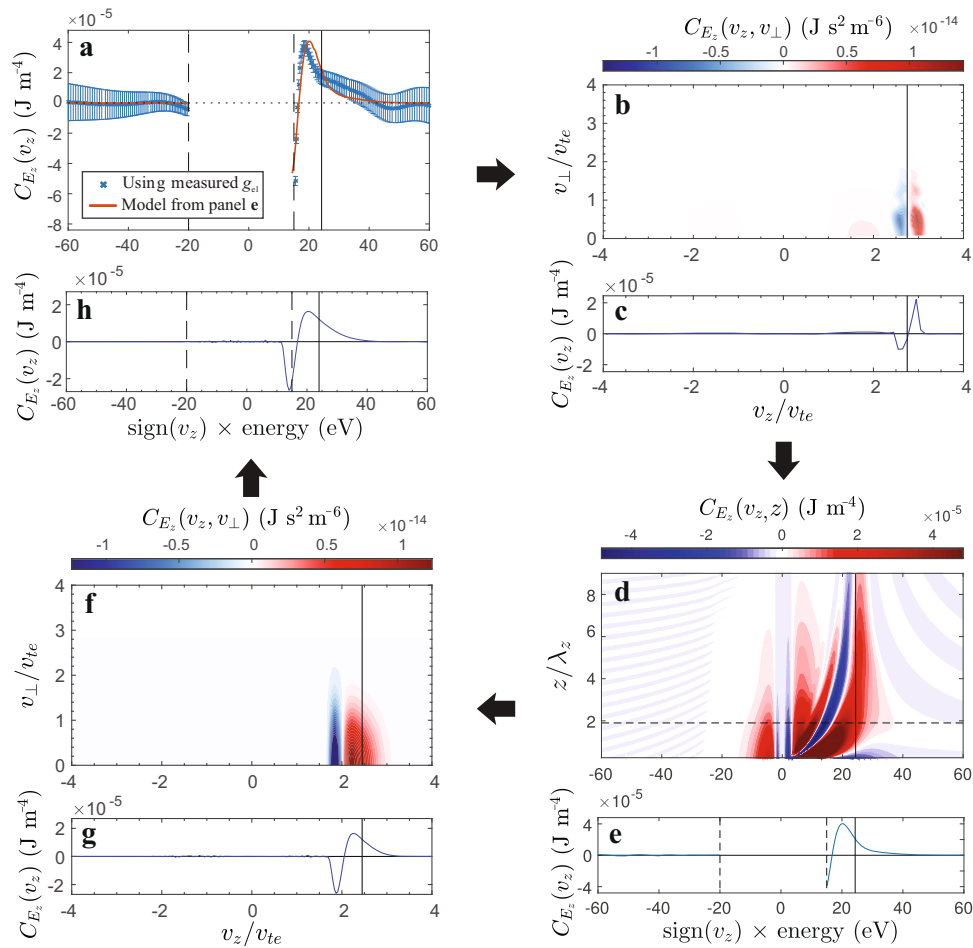
$$C_{E_z}(v_z) = \text{Corr} \left( \frac{ev_z^2 \partial g_{e1}(v_z, t)}{2 \partial v_z}, E_z(t) \right), \quad (1)$$

where this unnormalized correlation is an average of the product of the terms over one full Alfvén wave period. This correlation  $C_{E_z}(v_z)$  yields the rate of change of parallel phase-space energy density,  $w_e(v_z) = m_e v_z^2 g_e(v_z)/2$ , as a function of the parallel velocity  $v_z$  attributable to the interaction of electrons with the Alfvén wave field  $E_z$ . Key features of the field-particle correlation as a function of  $v_z$ , such as regions where  $C_{E_z}(v_z)$  is positive or negative as well as the location of zero crossings, are referred to collectively as the velocity-space signature, and can be compared to the velocity-space signatures of known wave-particle interactions.

Applying the field-particle correlation to the measured  $g_{e1}(v_z)$  gives  $C_{E_z}(v_z)$  shown in Fig. 3a, where the vertical line around 24 eV shows the energy corresponding to the parallel wave phase velocity  $v_z = v_{ph}$ . The transition of  $C_{E_z}(v_z)$  from negative to positive indicates the energy density of the electron distribution is decreasing at lower velocities and increasing at higher velocities. Changes in the phase-space energy density  $w_e(v_z)$  occur only when the number of particles at a given velocity  $v_z$  changes. For example, when electrons are accelerated to a higher velocity,  $w_e(v_z)$  decreases at their initial lower velocity and increases at their final higher velocity. This produces a bipolar signature in  $C_{E_z}(v_z)$ —negative at the lower velocity, and then crossing through zero and becoming positive at the higher velocity. Using this insight to provide a physical interpretation of Fig. 3a, electrons are being moved within the distribution from lower velocity to higher velocity by the Alfvén wave. This is direct experimental evidence for the acceleration of electrons by inertial Alfvén waves. For help identifying the wave-particle interaction responsible for the electron acceleration detected experimentally, we turn to analytical theory and numerical simulation.

#### Comparison to numerical simulations and analytical theory.

To interpret the experimental  $C_{E_z}(v_z)$ , we begin by comparing the experimental  $C_{E_z}(v_z)$  with a nonlinear gyrokinetic simulation of inertial Alfvén waves (Supplementary Methods 5). The electromagnetic fields and velocity distributions of ions and electrons of a simulated plasma are self-consistently advanced assuming the distributions are gyrotropic, or particles are performing uniform circular motion around the magnetic field. Using plasma parameters relevant to the experiment, we initialize an inertial Alfvén wave in a periodic domain and use the resulting electron velocity distribution and  $E_z(t)$  of the inertial Alfvén wave at a single point to compute  $C_{E_z}$  in Fig. 3b shown in gyrotropic velocity space ( $v_z, v_\perp$ ) and (c) reduced to  $v_z$ . Gyrokinetic results are presented in the typical way with axes showing velocity normalized to the electron thermal speed. The gyrokinetic  $C_{E_z}(v_z)$ , bipolar with a zero crossing at  $v_{ph}$ , is the known velocity-space signature of electron acceleration via Landau damping<sup>48</sup>. This wave-particle interaction can be interpreted physically as electrons being accelerated by the wave to velocities greater than the wave itself, similar to how a surfer can end up traveling faster than the crest of the ocean wave. The gyrokinetic result is not unexpected since



**Fig. 3** Field-particle correlations  $C_{E_z}(v_z)$  and  $C_{E_z}(v_z, v_{\perp})$ . Results from **a** LAPD experiment, **b, c** *ASTROGK* simulation, **d, e** an analytical Laplace-Fourier Transform solution of the  $z/\lambda_z$  evolution of  $C_{E_z}(v_z)$ , and **g, f, h** Liouville mapping. **h** is a re-plotting of **(g)** with axes for direct comparison with **(a)**. Gyrotropic correlations  $C_{E_z}(v_z, v_{\perp})$  in **(b, f)** are reduced to the parallel correlations  $C_{E_z}(v_z)$  in **(c, g)** by integration over  $v_{\perp}$ . The parallel phase velocity  $v_{ph}$  is noted by a black vertical line on all plots. WWAD measurements are unavailable in the region bounded by vertical dashed lines. The dashed horizontal line in **(d)** identifies the slice re-plotted in **(e, a)** and corresponds to the  $z/\lambda_z$  location of WWAD measurements in the experiment. The *ASTROGK*  $C_{E_z}(v_z)$  **(c)**, with a bipolar signature centered on  $v_{ph}$ , is comparable to the largest values of  $z/\lambda_z$  in **(d)**. The analytical **(e)** and Liouville mapping **(g)**  $C_{E_z}(v_z)$  include finite  $z/\lambda$  of the experiment and produce a bipolar signature below  $v_{ph}$  similar to **(a)** the experimental  $C_{E_z}(v_z)$ . Error bars in **(a)** represent the standard deviation. The black arrows represent the path of analytical and numerical analysis leading to closure in the interpretation of our experimental measurements.

test particle simulations have predicted inertial Alfvén waves accelerate electrons via Landau resonance<sup>32–34</sup>.

Although gyrokinetic results in Fig. 3b, c are presented using velocity axes conventional for gyrokinetic simulation while experimental results in (a) are plotted using an energy axis, key similarities and differences are evident. Like the gyrokinetic result, the experimental  $C_{E_z}(v_z)$  is also bipolar. Unlike the gyrokinetic result, the zero crossing of the experimental  $C_{E_z}(v_z)$  falls below  $v_{ph}$ . This discrepancy between the zero crossing of the experimental  $C_{E_z}(v_z)$  and the wave phase velocity is explained by accounting for the finite distance of the experimental measurement from the antenna. To model this effect, we have analytically solved the linearized Boltzmann equation using a Laplace transform for an inertial Alfvén wave generated at  $z=0$  (Supplementary Methods 6). The analytical solution allows us to predict in Fig. 3d how  $C_{E_z}(v_z)$  varies as a function of distance  $z$  from the Alfvén wave antenna, where the vertical axis is normalized by the parallel wavelength,  $z/\lambda_z$ . Figure 3d helps interpret both the gyrokinetic and the experimental  $C_{E_z}(v_z)$ . With its periodic domain, the gyrokinetic simulation in (c) effectively has a long interaction length, making it most comparable to the

largest values of  $z/\lambda_z$  in (d), where indeed we find that the zero crossing of the velocity-space signature falls at  $v_{ph}$ . Conversely, the experimental  $C_{E_z}(v_z)$  in (a) is measured near  $z/\lambda_z \approx 2$ , and we see in (d) that the zero crossing of the velocity-space signature at that position is predicted to fall below the phase velocity, as observed in the experiment. A slice along  $z/\lambda_z \approx 2$  (dashed horizontal line) in (d) is plotted in (e), showing that, near the antenna, the zero crossing of  $C_{E_z}(v_z)$  occurs at a velocity below the wave phase velocity,  $v_z < v_{ph}$ . Note that the data in panel (e) is the same data as the model results (red) plotted in panel (a), so the theoretical prediction of  $C_{E_z}(v_z)$  yields quantitative agreement with the experiment. Physically, the signature of the zero crossing of  $C_{E_z}(v_z)$  falling below the resonant velocity is due to electrons originating at  $z=0$  that start below  $v_{ph}$  being resonantly accelerated but having not yet reached their maximum velocity  $v_z \approx v_{ph}$ . Together, these results form a consistent picture that the velocity-space signature arising from the Landau resonance evolves as resonant electron acceleration unfolds over a finite distance  $z$  from the antenna.

While the gyrokinetic simulation is not well-suited to finite interaction lengths, a mapping of phase space through the

predicted wave fields according to Liouville's theorem is an established technique<sup>32,33</sup> that is capable of modeling finite length interactions. Liouville mapping provides an independent approach to determine if indeed the zero crossing of  $C_{E_z}(v_z)$  falls below  $v_{ph}$  as suggested by analytical theory in Fig. 3d when the distance from the antenna is  $z/\lambda_z \simeq 2$ . In Fig. 3f, we present the gyrotropic field-particle correlation from such a Liouville mapping (Supplementary Methods 7), and there are signs of agreement with the experimental  $C_{E_z}(v_z)$ . In (f), we see the expected bipolar velocity-space signature characteristic of the Landau resonant acceleration, but, in agreement with the analytical prediction, the zero crossing falls below  $v_{ph}$  due to the finite distance  $z/\lambda_z \simeq 2$  from the antenna. Integrating over  $v_{\perp}$  yields (g) a reduced parallel velocity-space signature that makes clear these distinguishing features. To enable a more direct comparison to the experimental results, we convert the horizontal axis of (g) from parallel velocity  $v_z$  to the associated energy, as shown in Fig. 3h. This final Liouville mapping prediction shows qualitative agreement with our experimental determination of  $C_{E_z}(v_z)$ .

The discrepancy in magnitude between Fig. 3a and h is attributed largely to the fact that Liouville mapping includes only the dominant plane wave mode present in the launched Alfvén wave in Fig. 1, neglecting all harmonics present in the experiment (Supplementary Methods 8). But, the quantitative agreement of the zero crossing in the bipolar velocity-space signature of  $C_{E_z}(v_z)$  between (a) the experiment and (h) the Liouville mapping model definitively identifies the Landau resonance as the mechanism of electron acceleration. The discrepancy in magnitude does not suggest an alternate acceleration mechanism is at work. The agreement between the experimentally determined  $C_{E_z}(v_z)$  and the various model results confirm that we have experimentally identified resonant energy transfer from inertial Alfvén waves to electrons.

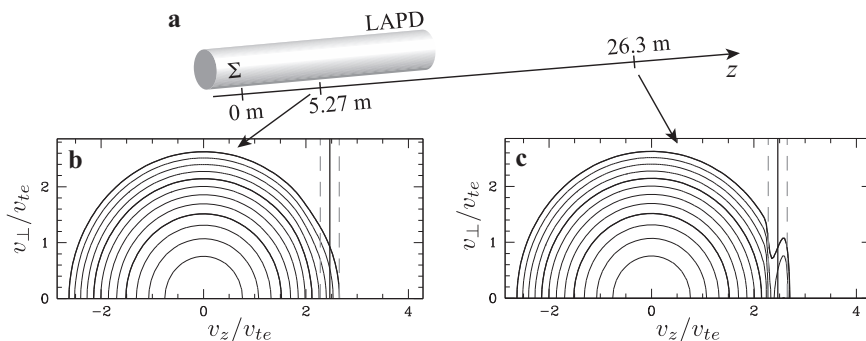
**Connection to an accelerated beam of electrons.** The measurements presented above demonstrate a resonant energy transfer rate between inertial Alfvén waves and electrons. Over an extended interaction region like the auroral zone, the cumulative effect of this energy transfer is a population of accelerated electrons. For the relatively short distance of interaction between the antenna and the point of measurement in the experiment (about two wavelengths), the resulting component of accelerated electrons may not be easily discernible. By extending the distance of the Liouville mapping calculation, we show that the experimentally detected energy transfer rate applied over a longer interaction region does indeed generate an accelerated population of electrons (Supplementary Methods 7). In Fig. 4, we plot the

predicted gyrotropic electron velocity distribution (a) at the point of measurement at  $z = 5.27$  m, or  $z/\lambda_z \simeq 2$ , and (b) at a distance five times further (over 10 m beyond the end of the LAPD experimental chamber) at  $z = 26.3$  m,  $z/\lambda_z \simeq 10$ . Although the effect of the acceleration of electrons by the inertial Alfvén wave is difficult to discern at  $z/\lambda_z \simeq 2$  by looking at the distribution function alone, by the time the wave reaches  $z/\lambda_z \simeq 10$ , the population of accelerated electrons would be clearly observed, with an accelerated beam reminiscent of early auroral acceleration modeling<sup>32</sup>. The resonant velocity (black solid) and nonlinear trapping width<sup>49</sup> for the experimental wave amplitude (gray dashed) are indicated, showing a significant net acceleration of electrons within the nonlinear trapping width, as expected theoretically.

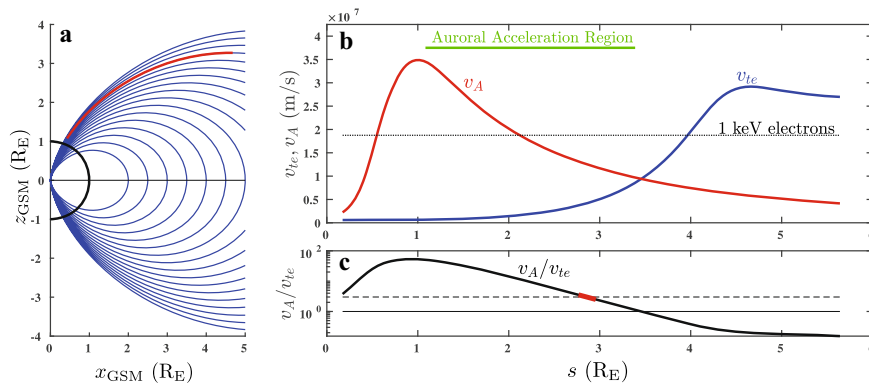
While measuring an accelerated population of electrons experimentally, for example by detecting a beam in the electron distribution far from the antenna, would provide supporting evidence for our conclusions, this measurement alone would not be sufficient to prove that we have observed electrons accelerated by an inertial Alfvén wave. A population of accelerated electrons can be produced by a number of nonlinear effects that may arise while launching high-power waves in laboratory plasmas. Conversely, the field-particle correlation allows the specific conclusion that energy is being transferred to electrons from the Alfvén wave, and the bipolar signature and its zero crossing make clear the responsible acceleration mechanism is the Landau resonance.

**Connection to the auroral acceleration region.** We may compare the rate of energization of electrons by the inertial Alfvén wave in this experiment with a comparable case in the auroral acceleration region of the magnetosphere. The number density of accelerated electrons  $n_{acc}$  is computed by directly integrating the equilibrium distribution function  $g_{e0}(v_z)$  over the range of velocities where significant energization occurs, from  $v_{z,min}/v_{te} = 1.96$  (corresponding to our lower cutoff at 15.5 eV) to  $v_{z,max}/v_{te} = 3.18$  (or 40.6 eV), yielding  $n_{acc} = 1.59 \times 10^{15} \text{ m}^{-3}$ . Similarly, integrating the parallel field-particle correlation  $C_{E_z}(v_z)$  over the same velocity limits yields the net rate of energy transfer to these accelerated electrons  $(dE/dt)_{acc} = 20.6 \text{ J m}^{-3} \text{ s}^{-1}$ . To find the average rate of energization per electron, we can divide these two numbers to obtain an energization rate of  $8.1 \times 10^4 \text{ eV s}^{-1}$  per electron.

To make a meaningful comparison to the rate of energization per electron in the auroral acceleration region, we have developed a model (Supplementary Methods 9) of the plasma parameters as a function of distance along a magnetic field line given by  $L = 8.5$ ,



**Fig. 4** Liouville mapping over an extended region. **a** The Liouville mapping domain is extended beyond the length of the LAPD. Logarithmically spaced contours of the electron velocity distribution predicted by Liouville mapping **b** at the point of measurement at  $z = 5.27$  m and **c** at a point five times further away (beyond the length of the LAPD experimental chamber) at  $z = 26.3$  m, showing that with a longer interaction distance, a clear accelerated beam of electrons is visible. The vertical solid black line in (**b**, **c**) represents the resonant velocity. Vertical dashed lines indicate the nonlinear trapping width.



**Fig. 5 Model of the auroral zone.** **a** Plot of the Earth’s dipole magnetic field lines (blue) and the segment (red) along the field line through the auroral acceleration region for  $L = 8.5$  (or invariant latitude  $\Lambda = 70^\circ$ ). Profiles of **(b)** the Alfvén speed  $v_A$  (red) and electron thermal velocity  $v_{te}$  (blue) as well as **(c)** their ratio  $v_A/v_{te}$  (black) as a function of distance along the field line  $s$ . The dashed line shows the ratio  $v_A/v_{te} \approx 3$  relevant to the LAPD experiments reported here. The highlighted red region shows the experimental  $v_A/v_{te}$  corresponds to  $v_A/v_{te}$  in the auroral zone near a distance  $s$  of  $3 R_E$ .

or invariant latitude  $\lambda = 70^\circ$ . In Fig. 5, we show (a) the inner magnetosphere’s dipolar magnetic field lines (blue) in Geocentric Solar Magnetospheric coordinates, and we highlight (red) the segment along the  $L = 8.5$  field line from an altitude  $z = 1000$  km. We also show (b) the profiles of Alfvén velocity  $v_A$  (red) and electron thermal velocity  $v_{te}$  (blue) vs. distance along the field line  $s$  from the Earth’s surface (measured in units of the Earth radii,  $R_E$ ). We also plot (c) the ratio  $v_A/v_{te}$  vs.  $s$ , where the region corresponding to our experimental parameters with  $v_A/v_{te} \approx 3$  is highlighted (red).

During magnetospheric substorms, when Alfvén waves are believed to drive a significant fraction of the observed discrete auroral arcs<sup>24</sup>, shifts in the magnetic field within the distant magnetotail (possibly due to magnetotail reconnection) are transmitted Earthward along the magnetic field as Alfvén waves<sup>12,28</sup>. In Fig. 5b, at distances along the field line  $s \gtrsim 3.5 R_E$ , the plasma is in the regime of kinetic Alfvén waves where  $v_{te} > v_A$ , and therefore the parallel electron velocity that is resonant with the parallel phase velocity of Alfvén and kinetic Alfvén waves falls within the core of the electron velocity distribution at  $v_z < v_{te}$ . In this case, resonantly damped wave energy is likely to be shared among the large population of these core electrons, and so the resonant interaction may lead to a broadening of the velocity distribution in the parallel direction, but may not be as effective in accelerating electrons to high energies. It should be mentioned, however, that several numerical studies have suggested that trapping of electrons in finite-amplitude kinetic Alfvén waves or kinetic-scale field-line resonances may be effective at accelerating electrons to keV energies<sup>50–52</sup> in this regime at altitudes  $z > 4 R_E$ .

At distances  $s \lesssim 3.5 R_E$  in Fig. 5b, the plasma is in the regime of inertial Alfvén waves where  $v_A > v_{te}$ , so the resonant parallel electron velocity falls within the suprathermal tail of the electron velocity distribution,  $v_z > v_{te}$ . In this case, the resonantly damped wave energy is shared by only the small population of electrons in the tail, and these electrons may be more effectively accelerated to higher energies. In fact, since the Alfvén wave velocity is observed to increase as  $s$  decreases over the range  $1 R_E \lesssim s \lesssim 3.5 R_E$ , accelerated electrons can stay resonant with these accelerating Alfvén waves as they propagate toward the Earth, enabling these electrons to reach keV energies (where the horizontal dotted line indicates the parallel velocity of an electron with 1 keV of kinetic energy)<sup>32,33</sup>. It is this range of distances along the field line, which corresponds in our model to altitudes  $1 R_E \lesssim z \lesssim 3 R_E$ , that is traditionally denoted the auroral acceleration region (green horizontal line)<sup>53</sup>.

To compare the average rate of energization of resonant electrons in the auroral acceleration region, we use the plasma parameters from the auroral acceleration region model (Supplementary Methods 9) to compute the number density of acceleration electrons  $n_{acc}$  and the rate of change of energy density  $(dE/dt)_{acc}$  at the comparable point (with  $v_A/v_{te} \approx 3$ ) along the field line at  $s \approx 2.85 R_E$ , corresponding to an altitude  $z \approx 2.56 R_E$ . At this point, the model yields plasma parameters  $B_0 = 1140$  nT,  $n_e = 4 \times 10^6 \text{ m}^{-3}$ , and  $T_e = 50$  eV. The number density of electrons that are resonant with the Alfvén wave are estimated by integrating a Maxwellian electron velocity distribution over the same normalized limits as the experiment,  $v_{z,min}/v_{te} = 1.96$  and  $v_{z,max}/v_{te} = 3.18$ . We obtain  $n_{acc} \approx n_e \text{erfc}(1.96) = 0.0036 n_e = 1.44 \times 10^4 \text{ m}^{-3}$ , where erfc denotes the complementary error function.

The rate of transfer of energy density from the inertial Alfvén wave to these resonant electrons is estimated using the linear collisionless damping rate  $\gamma$  and wave magnetic energy density for these parameters,  $(dE/dt)_{acc} = 2\gamma(\delta B_\perp)^2/2\mu_0$ . For the plasma parameters  $v_A/v_{te} = 3$  and  $T_i/T_e = 1$ , the linear Vlasov-Maxwell dispersion relation<sup>54,55</sup> yields a normalized complex wave frequency  $\omega/k_\parallel v_A = (0.795, -1.5 \times 10^{-2})$  for a wave with  $k_\perp \delta_e = 1$ , the typical perpendicular scale where the inertial Alfvén wave parallel electric field leads to resonant energization via the Landau resonance. For an estimated parallel wavelength of  $L_\parallel \sim 500$  km and a wave amplitude at this altitude of  $\delta B_\perp \sim 10$  nT, we obtain a energization rate of  $(dE/dt)_{acc} = 1.9 \times 10^{-10} \text{ J m}^{-3} \text{ s}^{-1}$ . Dividing these two numbers to obtain the average rate of energization per electron, we obtain  $8.2 \times 10^4 \text{ eV s}^{-1}$  per electron. Uncertainty in our estimated value of the parallel wavelength  $L_\parallel$  and the use of an idealized Maxwellian equilibrium velocity distribution mean that this energization rate is only an order-of-magnitude estimate, but this value is clearly consistent with that found in the experiment. By designing a scaled laboratory experiment to obtain the same key dimensionless parameter  $v_A/v_{te} \approx 3$ , we have shown that the energization rate per electron by the inertial Alfvén wave agrees with the prediction for the auroral acceleration region.

### Discussion

Early calculations by Kletzing<sup>32,33</sup> predicted that, for realistic auroral acceleration region parameters, Alfvén wave acceleration can account for the quantitative features of precipitating auroral electrons. While this hypothesis is consistent with spacecraft measurements in auroral regions, it has not previously been



directly tested. In this experiment, measured changes to the electron velocity distribution, when correlated with the Alfvén wave fields, indicate resonant electron acceleration. The same acceleration process is seen while modeling inertial Alfvén wave-particle interactions with gyrokinetic simulation, analytical theory, and Liouville mapping. Experimental results are reproduced by analytical theory and Liouville mapping once the finite length of the experiment is included. The experimental field-particle correlation, and its agreement with analytical theory and Liouville mapping, allow the specific conclusion that the inertial Alfvén wave in this experiment is accelerating electrons and that the responsible acceleration mechanism is Landau resonance. By extending Liouville mapping calculations over a longer interaction length, we show that the cumulative effect of the energy transfer detected in this experiment is the production of a distinct population of accelerated electrons. The agreement of the rate of energization per electron between the experiment and an auroral model at altitude  $z \sim 2.5 R_E$  establishes the final connection needed to show we have provided direct experimental confirmation that Alfvén waves can accelerate electrons that precipitate into the ionosphere and generate the fascinating glow of the aurora.

## Methods

The LAPD chamber is backfilled with  $H_2$  to  $10^{-5}$  Torr. A heated nickel cathode, coated with barium oxide to lower the work function, emits primary electrons from one end of the vacuum vessel, shown in Fig. 1a, that collisionally dissociate and ionize the  $H_2$  fill gas, producing a plasma with electron density  $n_e = (1.2 \pm 0.2) \times 10^{18} \text{ m}^{-3}$  and  $T_e = 4 \pm 1 \text{ eV}$ . Electron density and temperature are determined using a swept Langmuir probe, and absolute calibration of the density measurement is obtained using a microwave interferometer. Measured experimental parameters, derived characteristic plasma scales, and key dimensionless quantities of the experiment are presented in Supplementary Table 1. The LAPD produces a 10 ms shot of plasma every second. Data from several shots show the plasma is reproducible from shot to shot.

During each shot, a burst of traveling inertial Alfvén waves is launched at a fixed moment in the discharge sequence by our Sigma antenna at a frequency of 1.177 MHz. The Alfvén wave fields  $B_{\perp}$  and  $E_{\perp}$ , perpendicular to  $B_0$ , are recorded using Elsässer probes<sup>38</sup> at a distance of 1.9 $\lambda_z$  and 4.5 $\lambda_z$  m from the Alfvén wave antenna. During each shot, each Elsässer probe provides measurements at a single location  $(x, y, z)$ . Shot-to-shot fluctuations of the plasma conditions and Alfvén wave fields are normally distributed, and 10 shots of Elsässer probe data at a given location provides a sufficient signal-to-noise ratio to record the local temporal evolution of  $B_{\perp}$  and  $E_{\perp}$ . Elsässer probes are mounted to an automated motion system so that 10 shots of data are collected at each point of a user-defined grid in the  $x$ - $y$  plane. Additional properties of the Sigma antenna and the resulting inertial Alfvén waves are given in Supplementary Methods 2.

The WWAD<sup>39</sup> provides high-precision measurements of the suprathermal tails of the reduced parallel electron velocity distribution  $g_e(v_z)$  at an approximately localized position in configuration space. The diagnostic is implemented with 1" dipole antennas, denoted as W1 and W2 in Fig. 1a, that are used as a transmitter and receiver separated by  $\Delta z = 0.3\lambda_z$  m. Because  $g_e(v_z)$  is measured using the absorption of whistler waves between the dipole antennas, the measured  $g_e(v_z)$  is an average over the distance separating the antennas. However, the spacing of the WWAD antennas is much less than the Alfvén parallel wavelength,  $\Delta z/\lambda_z = 0.12$ , so the measured  $g_e(v_z)$  is approximately local compared to the Alfvén wave. Measurements of  $g_e(v_z)$  are performed near  $(x, y, z) = (0.02, 0.00, 5.25) \text{ m}$ . The  $x$  and  $y$  coordinates, marked by an  $x$  in Fig. 1b, c, were chosen because they are revealed by Elsässer probe measurements to be a maximum of  $E_z$ , and therefore this location is also a maximum of the perturbation to  $g_e(v_z)$  caused by the Alfvén wave.

The WWAD measures  $g_e(v_z)$  with 10  $\mu\text{s}$  resolution. To resolve the 0.85  $\mu\text{s}$  period of the Alfvén wave, a series of 32 phase-shifted data sets is collected, where each data set consists of 1024 shots. Before each data set, the launch of the Alfvén wave burst is delayed by an additional 1/32 of the Alfvén wave period. Every time step in the measurement of  $g_e(v_z)$  is sorted into a grid indexed by electron velocity  $v_z$  and  $\phi_{E_z}$ , the phase of the Alfvén wave's parallel electric field  $E_z$ . Alfvén wave phase is determined from Elsässer probe measurements of the Alfvén wave fields detailed in Supplementary Methods 2. Additional information about measuring  $g_e(v_z)$  using the WWAD is provided in Supplementary Methods 3.

## Data availability

The numerical simulations presented here are available from the corresponding author upon reasonable request. LAPD data are managed by the Basic Plasma Science Facility at

UCLA (<https://plasma.physics.ucla.edu>) and are available from the Facility upon reasonable request.

## Code availability

All relevant AstroGK code and Matlab routines are available from the corresponding author upon reasonable request. AstroGK source code is available from <https://bitbucket.org/gyrokinetics/>.

Received: 13 October 2020; Accepted: 23 April 2021;

Published online: 07 June 2021

## References

- Haggood, M. Astrophysics: prepare for the coming space weather storm. *Nature* **484**, 311–313 (2012).
- Akasofu, S. I. The auroral oval, the auroral substorm, and their relations with the internal structure of the magnetosphere. *Planet. Space Sci.* **14**, 587–595 (1966).
- McIlwain, C. E. Direct measurement of particles producing visible auroras. *J. Geophys. Res.* **65**, 2727 (1960).
- Meng, C. I. & Lundin, R. Auroral morphology of the midday oval. *J. Geophys. Res.* **91**, 1572–1584 (1986).
- Schriver, D. et al. FAST/Polar conjunction study of field-aligned auroral acceleration and corresponding magnetotail drivers. *J. Geophys. Res.* **108**, 8020 (2003).
- Eastman, T. E., Hones, J. E. W., Bame, S. J. & Asbridge, J. R. The magnetospheric boundary layer: Site of plasma, momentum and energy transfer from the magnetosheath into the magnetosphere. *Geophys. Res. Lett.* **3**, 685–688 (1976).
- Kennel, C. F. & Petschek, H. E. Limit on stably trapped particle fluxes. *J. Geophys. Res.* **71**, 1–28 (1966).
- Kennel, C. F. Consequences of a magnetospheric plasma. *Rev. Geophys. Space Phys.* **7**, 379–419 (1969).
- Iijima, T. & Potemra, T. A. Field-aligned currents in the dayside cusp observed by triad. *J. Geophys. Res.* **81**, 5971–5979 (1976).
- Cowley, S. W. H. TUTORIAL: magnetosphere-ionosphere interactions: a tutorial review. *Wash. DC Am. Geophys. Union Geophys. Monograph. Series* **118**, 91 (2000).
- Samson, J. C. et al. Observations of a detached, discrete arc in association with field line resonances. *J. Geophys. Res.* **96**, 15683–15695 (1991).
- Hasegawa, A. Particle acceleration by MHD surface wave and formation of aurora. *J. Geophys. Res.* **81**, 5083–5090 (1976).
- Goertz, C. K. & Boswell, R. W. Magnetosphere-ionosphere coupling. *J. Geophys. Res.* **84**, 7239–7246 (1979).
- Wygant, J. R. et al. Polar spacecraft based comparisons of intense electric fields and Poynting flux near and within the plasma sheet-tail lobe boundary to UVI images: an energy source for the aurora. *J. Geophys. Res.* **105**, 18 (2000).
- Keiling, A. et al. Correlation of Alfvén wave Poynting flux in the plasma sheet at 4–7  $R_E$  with ionospheric electron energy flux. *J. Geophys. Res.* **107**, 1132 (2002).
- Chaston, C. C. et al. Energy deposition by Alfvén waves into the dayside auroral oval: Cluster and FAST observations. *J. Geophys. Res. Space Phys.* **110**, A02211 (2005).
- Dombeck, J., Cattell, C., Wygant, J. R., Keiling, A. & Scudder, J. Alfvén waves and Poynting flux observed simultaneously by Polar and FAST in the plasma sheet boundary layer. *J. Geophys. Res.* **110**, A12S90 (2005).
- Mizera, P. F. & Fennell, J. F. Signatures of electric fields from high and low altitude particles distributions. *Geophys. Res. Lett.* **4**, 311–314 (1977).
- Ghielmetti, A. G., Johnson, R. G., Sharp, R. D. & Shelley, E. G. The latitudinal, diurnal, and altitudinal distributions of upward flowing energetic ions of ionospheric origin. *Geophys. Res. Lett.* **5**, 59–62 (1978).
- Janhunen, P., Olsson, A., Russell, C. T. & Laakso, H. Alfvénic electron acceleration in aurora occurs in global Alfvén resonosphere region. *Space Sci. Rev.* **122**, 89–95 (2006).
- Gershman, D. J. et al. Alfvénic fluctuations associated with Jupiter's Auroral Emissions. *Geophys. Res. Lett.* **46**, 7157–7165 (2019).
- Chaston, C. C. et al. Properties of small-scale Alfvén waves and accelerated electrons from FAST. *J. Geophys. Res.* **108**, 8003 (2003).
- Keiling, A., Wygant, J. R., Cattell, C. A., Mozer, F. S. & Russell, C. T. The global morphology of wave poynting flux: powering the aurora. *Science* **299**, 383–386 (2003).
- Chaston, C. C., Carlson, C. W., McFadden, J. P., Ergun, R. E. & Strangeway, R. J. How important are dispersive Alfvén waves for auroral particle acceleration? *Geophys. Res. Lett.* **34**, 7101 (2007).

25. Keiling, A., Thaller, S., Wygant, J. & Dombek, J. Assessing the global Alfvén wave power flow into and out of the auroral acceleration region during geomagnetic storms. *Science Advances* **5**, eaav8411 (2019).
26. Keiling, A., Thaller, S., Dombek, J. & Wygant, J. Temporal evolution of substorm-driven global Alfvén wave power above the auroral acceleration region. *J. Geophys. Res.* **125**, e27444 (2020).
27. Kletzing, C. A., Mozer, F. S. & Torbert, R. B. Electron temperature and density at high latitude. *J. Geophys. Res.* **103**, 14837–14846 (1998).
28. Stasiewicz, K. et al. Small scale Alfvénic structure in the aurora. *Space Sci. Rev.* **92**, 423–533 (2000).
29. Alfvén, H. Existence of electromagnetic-hydrodynamic waves. *Nature* **150**, 405–406 (1942).
30. Stéfant, R. J. Alfvén wave damping from finite gyroradius coupling to the ion acoustic mode. *Phys. Fluids* **13**, 440–450 (1970).
31. Lysak, R. L. & Dum, C. T. Dynamics of magnetosphere-ionosphere coupling including turbulent transport. *J. Geophys. Res.* **88**, 365–380 (1983).
32. Kletzing, C. A. Electron acceleration by kinetic Alfvén waves. *J. Geophys. Res.* **99**, 11095–11104 (1994).
33. Kletzing, C. A. & Hu, S. Alfvén wave generated electron time dispersion. *Geophys. Res. Lett.* **28**, 693–696 (2001).
34. Chaston, C. C. ULF Waves and Auroral Electrons. In (eds Takahashi, K., Chi, P. J., Denton, R. E. & Lysak, R. L.) *Magnetospheric ULF Waves: Synthesis and New Directions*, Vol. 169, 239–257 (American Geophysical Union, 2006).
35. Howes, G. G. Laboratory space physics: Investigating the physics of space plasmas in the laboratory. *Phys. Plasmas* **25**, 055501 (2018).
36. Gekelman, W. et al. The upgraded Large Plasma Device, a machine for studying frontier basic plasma physics. *Rev. Sci. Instrum.* **87**, 025105 (2016).
37. Barenblatt, G. I. *Scaling, Self-similarity, and Intermediate Asymptotics* (Cambridge University Press, 1996).
38. Drake, D. J., Kletzing, C. A., Skiff, F., Howes, G. G. & Vincena, S. Design and use of an Elsässer probe for analysis of Alfvén wave fields according to wave direction. *Rev. Sci. Instrum.* **82**, 103505 (2011).
39. Thuecks, D. J., Skiff, F. & Kletzing, C. A. Measurements of parallel electron velocity distributions using whistler wave absorption. *Rev. Sci. Instrum.* **83**, 083503 (2012).
40. Arunasalam, V., Meserve, E. B., Gurnee, M. N. & Davidson, R. C. Absorption in a hot plasma near the second harmonic of the electron cyclotron frequency. *Phys. Fluids* **11**, 1076–1084 (1968).
41. Kirkwood, R., Hutchinson, I., Luckhardt, S. & Squire, J. Measurement of suprathermal electrons in tokamaks via electron cyclotron transmission. *Nuclear Fusion* **30**, 431 (1990).
42. Skiff, F., Boyd, D. A. & Colborn, J. A. Measurements of electron parallel-momentum distributions using cyclotron wave transmission\*. *Phys. Fluids B* **5**, 2445–2450 (1993).
43. Skiff, F., Boyd, D. A. & Colborn, J. A. Measurements of electron dynamics during lower hybrid current drive. *Plasma Phys. Contr. Fusion* **36**, 1371–1379 (1994).
44. Schroeder, J. W. R. et al. Linear theory and measurements of electron oscillations in an inertial Alfvén wave. *Phys. Plasmas* **24**, 032902 (2017).
45. Schroeder, J. W. R. et al. Direct measurement of electron sloshing of an inertial Alfvén wave. *Geophys. Res. Lett.* **43**, 4701–4707 (2016).
46. Klein, K. G. & Howes, G. G. Measuring collisionless damping in heliospheric plasmas using field-particle correlations. *Astrophys. J. Lett.* **826**, L30 (2016).
47. Howes, G. G., Klein, K. G. & Li, T. C. Diagnosing collisionless energy transfer using field-particle correlations: Vlasov-Poisson plasmas. *J. Plasma Phys.* **83**, 705830102 (2017).
48. Klein, K. G., Howes, G. G. & TenBarge, J. M. Diagnosing collisionless energy transfer using field-particle correlations: gyrokinetic turbulence. *J. Plasma Phys.* **83**, 535830401 (2017).
49. O’Neil, T. Collisionless damping of nonlinear plasma oscillations. *Phys. Fluids* **8**, 2255–2262 (1965).
50. Watt, C. E. J. & Rankin, R. Do magnetospheric shear Alfvén waves generate sufficient electron energy flux to power the aurora? *J. Geophys. Res. Space Phys.* **115**, 7224 (2010).
51. Artemyev, A. V., Rankin, R. & Blanco, M. Electron trapping and acceleration by kinetic Alfvén waves in the inner magnetosphere. *J. Geophys. Res.* **120**, 10,305–10,316 (2015).
52. Damiano, P. A., Chaston, C. C., Hull, A. J. & Johnson, J. R. Electron distributions in kinetic scale field line resonances: a comparison of simulations and observations. *Geophys. Res. Lett.* **45**, 5826–5835 (2018).
53. Keiling, A. Alfvén waves and their roles in the dynamics of the Earth’s magnetotail: a review. *Space Sci. Rev.* **142**, 73–156 (2009).
54. Howes, G. G. et al. Astrophysical gyrokinetics: basic equations and linear theory. *Astrophys. J.* **651**, 590–614 (2006).
55. Klein, K. G. & Howes, G. G. Predicted impacts of proton temperature anisotropy on solar wind turbulence. *Phys. Plasmas* **22**, 032903 (2015).

## Acknowledgements

Supported by DOE grant DE-SC0014599, NSF grants AGS-1054061 and GRF-1048957, and NASA grant 80NSSC18K1217. The Basic Plasma Science Facility (BAPSF) is supported by grants through the National Science Foundation (PHY-1561912) and the Department of Energy (DE-FC02-07ER54918). In honor of C. K. Goertz.

## Author contributions

J.W.R.S., G.G.H., C.A.K., F.S., T.A.C., S.V., and S.D. designed and performed experiments. J.W.R.S. analyzed experimental data and, along with F.S., developed the analytical kinetic theory. G.G.H. performed the Liouville mapping and gyrokinetic simulations, and performed the comparison to the auroral acceleration region. J.W.R.S. and G.G.H. created all figures and wrote the paper together.

## Competing interests

The authors declare no competing interests.

## Additional information

**Supplementary information** The online version contains supplementary material available at <https://doi.org/10.1038/s41467-021-23377-5>.

**Correspondence** and requests for materials should be addressed to J.W.R.S.

**Peer review information** *Nature Communications* thanks Robert Lysak, Robert Rankin, Krzysztof Stasiewicz and the other, anonymous, reviewer for their contribution to the peer review of this work.

**Reprints and permission information** is available at <http://www.nature.com/reprints>

**Publisher’s note** Springer Nature remains neutral with regard to jurisdictional claims in published maps and institutional affiliations.



**Open Access** This article is licensed under a Creative Commons Attribution 4.0 International License, which permits use, sharing, adaptation, distribution and reproduction in any medium or format, as long as you give appropriate credit to the original author(s) and the source, provide a link to the Creative Commons license, and indicate if changes were made. The images or other third party material in this article are included in the article’s Creative Commons license, unless indicated otherwise in a credit line to the material. If material is not included in the article’s Creative Commons license and your intended use is not permitted by statutory regulation or exceeds the permitted use, you will need to obtain permission directly from the copyright holder. To view a copy of this license, visit <http://creativecommons.org/licenses/by/4.0/>.

© The Author(s) 2021