

Lawrence Berkeley National Laboratory

Recent Work

Title

Temporal and Transverse Coherence of Self-Amplified Spontaneous Emission

Permalink

<https://escholarship.org/uc/item/3589v7v1>

Author

Kim, Kwang-Je

Publication Date

1997



ERNEST ORLANDO LAWRENCE BERKELEY NATIONAL LABORATORY


Temporal and Transverse Coherence of Self-Amplified Spontaneous Emission

Kwang-Je Kim

Accelerator and Fusion
Research Division

June 1997

Presented at the
*Workshop on Single Pass,
High Gain FELs Starting
from Noise, Aiming at
Coherent X-Rays,*
Gargnano, Lake Garda,
Italy, June 2-7, 1997,
and to be published in
the Proceedings



REFERENCE COPY |
Does Not |
Circulate |
Bldg. 50 Library - Ref.
Lawrence Berkeley National Laboratory

DISCLAIMER

This document was prepared as an account of work sponsored by the United States Government. While this document is believed to contain correct information, neither the United States Government nor any agency thereof, nor the Regents of the University of California, nor any of their employees, makes any warranty, express or implied, or assumes any legal responsibility for the accuracy, completeness, or usefulness of any information, apparatus, product, or process disclosed, or represents that its use would not infringe privately owned rights. Reference herein to any specific commercial product, process, or service by its trade name, trademark, manufacturer, or otherwise, does not necessarily constitute or imply its endorsement, recommendation, or favoring by the United States Government or any agency thereof, or the Regents of the University of California. The views and opinions of authors expressed herein do not necessarily state or reflect those of the United States Government or any agency thereof or the Regents of the University of California.

LBNL-40672
CBP Note-235
UC-414

**Temporal and Transverse Coherence of
Self-Amplified Spontaneous Emission ***

Kwang-Je Kim

Ernest Orlando Lawrence Berkeley National Laboratory
One Cyclotron Road, MS 71-259
Berkeley, CA 94720 USA

June 1997

*This work was supported by the Director, Office of Energy Research, Office of High Energy and Nuclear Physics, Division of High Energy Physics, of the U.S. Department of Energy under Contract No. DE-AC 03-76SF00098.

Temporal and Transverse Coherence of Self-Amplified Spontaneous Emission¹

Kwang-Je Kim

Lawrence Berkeley National Laboratory
University of California
Berkeley, California 94720

Abstract. We review the coherence properties of the self-amplified spontaneous emission (SASE). Temporally, SASE is similar to the spontaneous undulator radiation except that the spectral bandwidth is about ten times narrower compared with typical undulator radiation. The situation is quite different in the transverse dimension, where SASE is fully coherent.

INTRODUCTION

Several laboratories are pursuing the R and D of the linac-based light source based on the SASE principle [1], [2] for its promise of extreme high brightness and time resolution [3]. It therefore is important to clearly understand the coherence properties of SASE, in particular, compared to the current generation of synchrotron radiation sources. This paper is a review of this topic.

In the temporal (longitudinal) dimension, the first order coherence of SASE sources is improved about ten times compared with typical undulator sources in current generation synchrotron radiation facilities. The second order coherence has to do with the intensity fluctuation, and SASE in this regard is very similar to undulator radiation, consisting of a random superposition of wave packets. The fluctuation property of such light, known as thermal or chaotic light, is well-known [4]: the fluctuation of intensity at a given time or frequency is 100%. However, the fluctuation for an integrated intensity is smaller by a factor $\sqrt{m_c}$, where m_c is the number of modes in the integration interval. The probability distribution of the integrated intensity is given by

¹) This work was supported by the Director, Office of Energy Research, Office of High Energy and Nuclear Physics, Division of High Energy Physics, of the U.S. Department of Energy under Contract No. DE-AC 03-76SF00098.

the Gamma probability distribution. The fluctuation properties of undulator radiation was discussed in [5], [6], and of SASE in [7], [8], [9].

In the transverse dimension, SASE is a linear superposition of a set of transverse eigenmodes, each having a different growth rate [10]. If the growth rate of one or more higher order modes were the same as the fundamental mode (degenerate), then SASE would be partially coherent transversely. However, it turned out that the higher order modes have significantly smaller growth rates than the fundamental mode [11]. Therefore, the transverse behavior of SASE is determined entirely by the fundamental mode, and SASE becomes fully coherent transversely. This situation is markedly different from the usual undulator radiation which is partially coherent [12], the degree of coherence being determined by the ratio of the coherent phase space area $\lambda/2$ and the electron beam phase space area ($2\pi \times$ emittance).

TEMPORAL COHERENCE

The temporal coherence characteristics of self-amplified spontaneous emission (SASE) is based on the 1-D analysis of Maxwell-Vlasov Equations [13], [14]. In the frequency domain, the evolution of the electric field in the exponential gain regime is given by

$$E_\omega(z) = G_\omega(z) E_\omega(0) \quad (1)$$

Here $E_\omega(0)$ is the initial amplitude

$$E_\omega(0) = \sum_{i=1}^{N_e} e^{-i2\pi\omega t_i^0} \quad (2)$$

where ct_i^0 is the initial coordinate of i th electron with respect to the bunch center, and N_e is the number of the electrons. The gain function $G_\omega(z)$, neglecting electron beam energy spread, is given by

$$G_\omega(z) = \frac{1}{3} e^{\sqrt{3}\rho k_u z} e^{-i\left(\frac{2}{3}\frac{\Delta\omega}{\omega_0} + \rho\right) k_u z} e^{-\frac{(\Delta\omega)^2}{4\sigma_\omega^2} \left(1 + \frac{i}{\sqrt{3}}\right)} \quad (3)$$

Here ρ is the FEL scale parameter [1], $k_u = 2\pi/\lambda_u$, $\lambda_u =$ undulator period length, $z =$ distance along the undulator, $\Delta\omega = \omega - \omega_0$, $\omega_0 =$ central frequency, and σ_ω is the gain bandwidth

$$\sigma_\omega = \omega_0 \sqrt{\frac{9\rho}{2\pi\sqrt{3}z/\lambda_u}} \approx \omega_0 \sqrt{\frac{\rho}{z/\lambda_u}} \quad (4)$$

The field in the time domain is obtained by the Fourier transform:

$$\begin{aligned}
E(z, t) &= \frac{1}{\sqrt{2\pi}} \int d\omega E_\omega(z) e^{i\omega(t - z/c)} \\
&= \frac{1}{9\sqrt{z}} e^{\sqrt{3}\rho k_u z} \sum_{i=1}^{N_e} e^{i\omega_0(t - z/c(1 + \rho\Delta\beta) - t_i)} \\
&\quad \times e^{-\frac{(t - \frac{z}{c}(1 + \frac{2}{3}\Delta\beta) - t_i^0)^2}{4\sigma_\tau^2}} \left(1 - \frac{i}{\sqrt{3}}\right)
\end{aligned} \tag{5}$$

Here $\Delta\beta = 1 - \beta$, β = electrons average longitudinal speed, and

$$\sigma_\tau = \frac{1}{2\sigma_\omega} \approx \frac{1}{2\omega_0} \sqrt{\frac{z/\lambda_u}{\rho}} \tag{6}$$

is the coherence length. Equation (5) describes a sum of N_e wave packets of rms pulse length σ_τ , propagating with a group velocity $v_g = c/(1 + \frac{2}{3}\Delta\beta)$, slower by $\frac{2c}{3}\Delta\beta$ than the speed of light in a vacuum [7]. As it propagates, the wave amplitude grows exponentially. The wave packets are randomly distributed with relative positions ct_i^0 . The time domain picture was emphasized by Bonifacio, et al [7].

For our purpose here, the relevant features of the results in the above are the coherence length of the individual wave packet, which characterizes the first order coherence, and the random distribution of the center of the wave packets, which refers to the second order coherence.

The coherence length increases as given by Equation (6), or equivalently, the radiation bandwidth decreases, as given by Equation (4). The saturation takes place at about $z/\lambda_u = 1/\rho$, so that the bandwidth of SASE is about $\sigma_\omega/\omega_0 \approx \rho$. Since ρ is typically about 10^{-3} , the SASE bandwidth is about ten times narrower than the typical bandwidth of undulator radiation in current synchrotron radiation sources.

The random distribution of wave packets of SASE is similar to the undulator radiation. Figure 1 shows an example of random distribution of wave packets. This kind of light wave is very common in nature and is referred to as "chaotic light"; almost all light encountered in daily life, such as sunlight, as well as synchrotron radiation, is this kind. The properties of chaotic light have been discussed extensively in the literature, for example in [4]. The following is a brief summary of these results as applied to undulator radiation [5] [6] and SASE [7], [8], [9].

A simplified model of chaotic light (observed at a fixed position) can be represented in the time domain as a super position of Gaussian pulses

$$E(t) = E_0 \sum_{i=1}^{E_e} e^{-\frac{(t-t_i)^2}{4\sigma_\tau^2}} - i\omega_0(t-t_i) \tag{7}$$

or in the frequency domain (In fact, the undulator radiation is a truncated sinusoidal pulse. However, the Gaussian pulse is easier to analyze.)




FIGURE 1. An example of chaotic light given by a random superposition of 100 sinusoidal wave packets each with six periods long. The total length of the pulse is T .

$$E(\omega) = E_0 \sum_{i=1}^{N_e} e^{-\frac{(\omega-\omega_0)^2}{4\sigma_\omega^2} - i\omega t} \quad (8)$$

Figure 2 shows an example of explicitly adding wave packets with $\lambda = 1$, $\sigma_\tau = 2$ ($\sigma_\omega = 0.25$), $N_e = 100$, assuming that t_i 's are randomly distributed with equal probability in a bunch length $T = 100$. The remarkable feature of this figure is that the resultant wave is a relatively regular oscillation interrupted only a few times, much less than one might have naïvely expected from the fact that it is a superposition of 100 waves. In fact, the number of the regular regions has nothing to do with the number of wave packets. Each regular region is a coherent mode, the length of which is the coherent length. Therefore, the number of the regular region is the number of the coherent modes, which is the ratio of the bunch length to the coherence length,

$$m_c = T/2\sqrt{\pi}\sigma_\tau \approx T/4\sigma_\tau \quad (9)$$

The situation in the frequency domain is similar. Figure 3 shows the intensity spectrum $dn/d\omega \propto |E(\omega)|^2$ ($n =$ number of photons), with $E(\omega)$ computed by Equation 8 with the same wave parameters as in Figure 2. The spectrum consists of sharp peaks of width $\Delta\omega_p \sim 2/T$ randomly distributed within the radiation bandwidth $\sigma_\omega \sim 1/2\sigma_\tau$. Thus the number of the spectral peaks is the same as the number of the coherent modes in the time domain.

The intensity fluctuation described here is a simple consequence of the central limit theorem: for a random superposition of a large number of waves, the probability distribution of the field amplitude in either frequency domain or time domain is given by a Gaussian function. This implies that the intensity distribution is given by the inverse exponential function with a variance the same as the average.

In the above, we have discussed the case in which the radiation is observed within a narrow interval. If the whole pulse is integrated, the fluctuation will be smoothed out, and the variance reduced roughly by $\sqrt{m_c}$. The probability distribution in this case is the so-called gamma probability distribution [4].

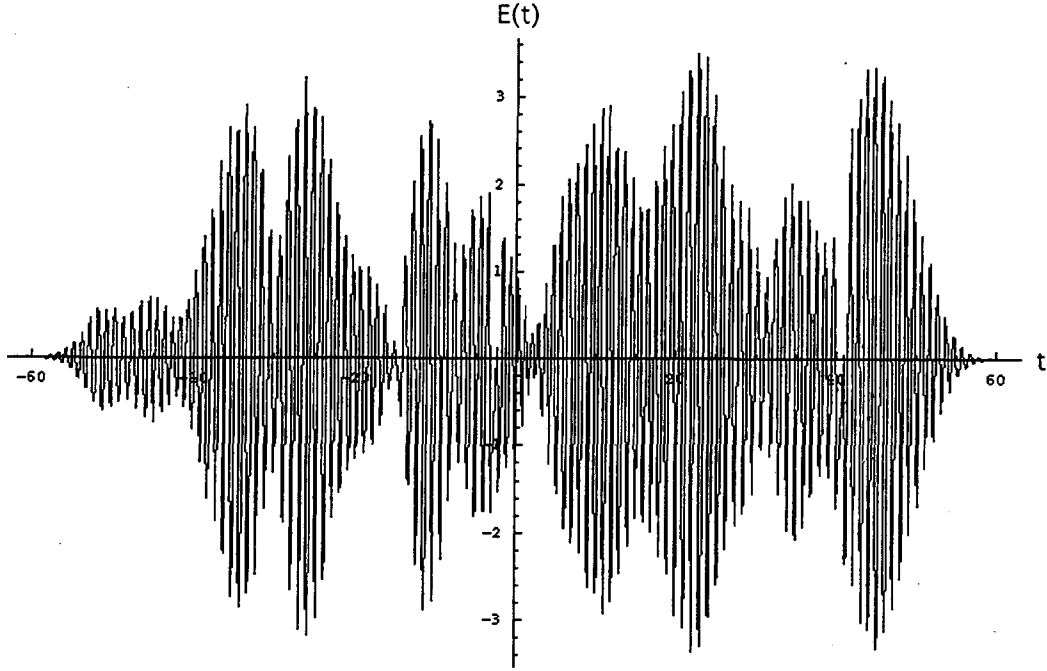


FIGURE 2. The resultant wave of a random superposition of Gaussian wave packets as in Eq. (8). The parameters of each wave packet are $\lambda = 1$, $\sigma_\tau = 1/2\sigma_\omega = 2$. A total of 100 wave packets are distributed randomly with uniform probability in a length of 100.

This statement can be generalized for the partial intensity integrated over a finite frequency interval $\Delta\omega$. Thus, let us consider

$$n_\Delta(\omega) = \int_{\omega-\Delta\omega/2}^{\omega+\Delta\omega/2} d\omega' dP/d\omega' \quad (10)$$

As long as $\Delta\omega > \Delta\omega_p$, we define the number of the coherent modes within the integration (observation) interval

$$m_c = \Delta\omega/\Delta\omega_p \quad (11)$$

The probability distribution for $n_\Delta(\omega)$ is then given by the gamma distribution, peaked at $\langle n_\Delta \rangle$ with a variance $\sigma_{n_\Delta} = \sqrt{\langle n_\Delta^2 \rangle - \langle n_\Delta \rangle^2} \approx \frac{1}{\sqrt{m_c}} \langle n_\Delta \rangle$. Figure 4 illustrates the reduction of fluctuation for the integrated intensity.

Taking into account the quantum fluctuation of photons, we have

$$\sigma_{n_\Delta}^2 = \frac{\langle n_\Delta \rangle^2}{m_c} + \langle n_\Delta \rangle \quad (12)$$

The second term in Equation (12), due to the quantum fluctuation, can be written as

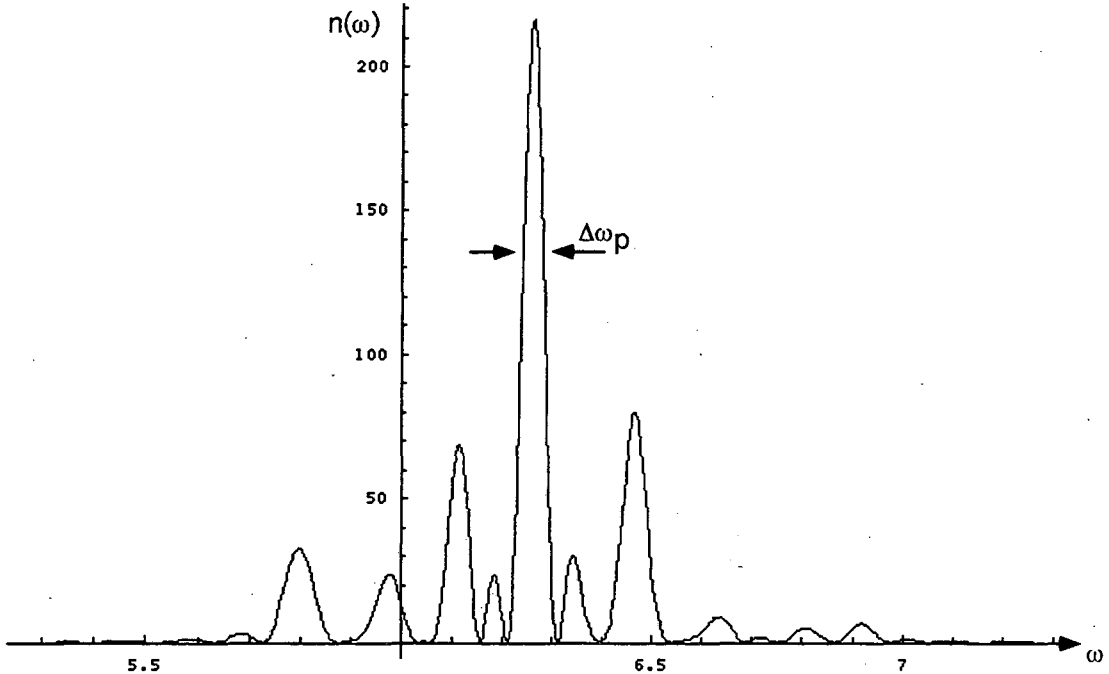


FIGURE 3. The intensity spectrum corresponding to Fig. (2). The spectrum consists of sharp peaks of width $\Delta\omega_p \sim 1/T$, which are distributed within a Gaussian envelope or rms width σ_ω . The height of the spectral peaks fluctuates 100%.

$$\langle n_\Delta \rangle = \frac{\langle n_\Delta \rangle^2}{m_c \delta}, \quad \delta = \frac{\langle n_\Delta \rangle}{m_c} \quad (13)$$

Here δ is the number of photons per mode, known as the degeneracy parameter. Comparing Equation (13) with the first term of Equation (12), we find that the quantum fluctuation is negligible for $\delta \gg 1$. This is the case in SASE.

TRANSVERSE COHERENCE

Taking into account the 3-D effects, the field amplitude for SASE as a function of z can be written as

$$E_\omega(\mathbf{x}, z) = \sum_n e^{\mu_n z} C_n(z) E_n(\mathbf{x}) + \text{continuum modes} \quad (14)$$

Here \mathbf{x} is the transverse coordinate, and μ_n and E_n are the discrete solutions for the eigen value and the eigen mode of the Maxwell-Vlasov equations. An example of the intensity profiles for the fundamental and second order mode are shown in Figure 5 [11]. The simplest way to determine the expansion coefficient C_n seems to be the Van Kampen method [10], [15].

As z increases, the field amplitude is dominated by the fundamental mode with the largest growth rate, the real part of μ_1 , if there is no degeneracy, i.e.,

if the growth rate of the higher order modes is sufficiently smaller than the fundamental.

The growth rates of the fundamental, and the first and second higher order modes obtained by solving the FEL eigenvalue equation [11] are shown as a function of the ratio of the 1-D gain length to the Rayleigh length in Fig. 6. All SASE projects currently under discussion are in the region far away from the degenerate limit.

The fact that SASE is dominated by a single transverse mode means that it is completely coherent transversely. This is in marked contrast to the spontaneous emission in which the coherence criteria is, under the optimal matching condition, determined by the ratio of the electron beam emittance to the coherent radiation emittance ($\lambda/4\pi$) [12]. In the case of SASE, the modes are non-degenerate even if this ratio is large, and therefore is transversely coherent. For temporal coherence, the case of SASE was similar to the spontaneous emission. For transverse coherence, the SASE is almost always fully coherent.

The difference of the transverse coherence characteristics of SASE from those of the spontaneous emission may be understood as follows [16]. In the case of the spontaneous radiation the total radiation phase space area is the incoherent sum of the electron phase space area. In the case of an electron beam bunched by the FEL action, on the other hand, the radiation angular

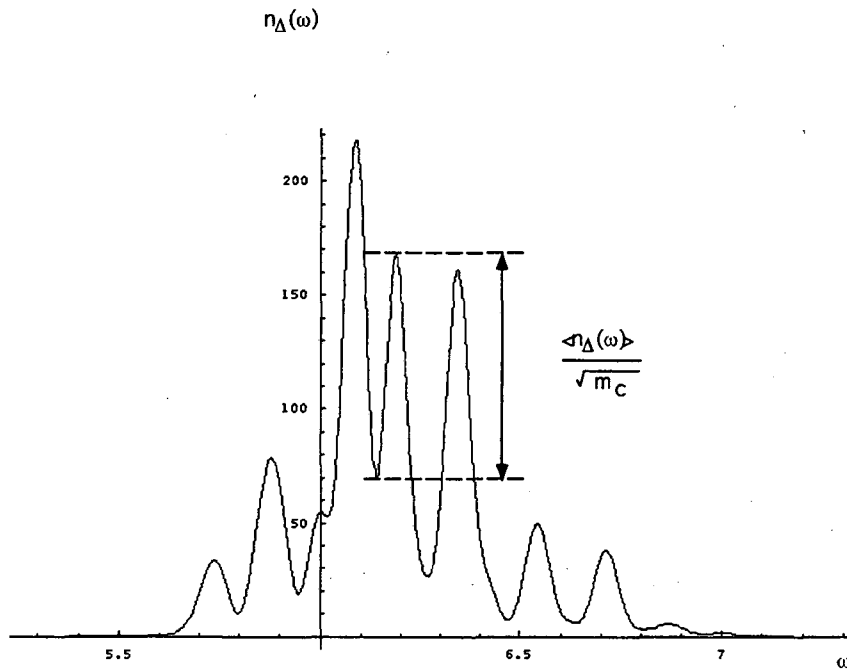


FIGURE 4. The spectrum of the integrated intensity defined by Eq. (10). Notice that the spectrum is more smooth, the fluctuation being reduced by $\sqrt{m_c}$.

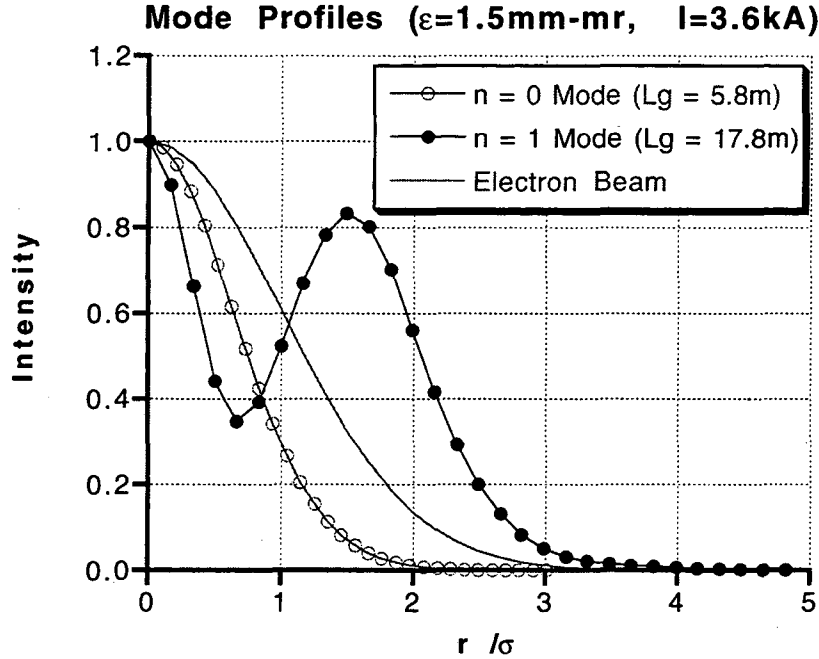


FIGURE 5. An example of mode profiles. (Courtesy of M. Xie)

divergence is the diffraction angle determined by the electron beam transverse size, implying that the radiation is fully coherent transversely. Although the bunching in SASE is not complete, the SASE radiation is dominated by the bunched part, and is therefore transversely coherent.

QUANTUM EFFECTS IN SASE

So far we have treated electrons as classical. There are two corrections due to the quantum nature of electrons. The first is a correction on the gain, which is small if the recoil is small compared with the electrons' energy spread [17]:

$$\frac{\hbar\omega}{E_e/N_u} \approx \frac{\hbar\omega}{\Delta E_e} \ll 1 \quad (15)$$

Here N_u is the number of the undulator periods (which for SASE is about ρ^{-1}) and ΔE_e is the e-beam energy spread.

The second is the effect on the statistics, such as the effective input signal in SASE. The quantum correction on SASE noise was first considered in [18]. Continuing the analysis in that paper, and taking into account the correct multi-particle electron wave functions, it is found that the correction is small [19] when

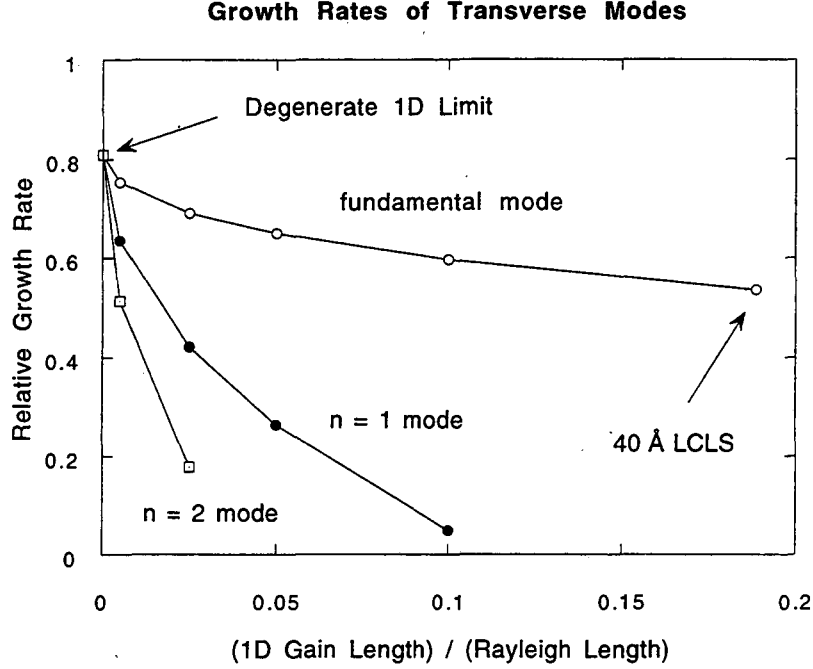


FIGURE 6. The growth rates for fundamental, and first and second higher modes, illustrating the dominance of the fundamental mode in most of the parameter space. (Courtesy of M. Xie)

$$\varepsilon_{\perp n}^2 \varepsilon_{\parallel n} < N_e (\lambda_c)^3 \quad (16)$$

Here $\varepsilon_{\perp n}$ is the normalized transverse emittance and $\varepsilon_{\parallel n}$ is the normalized longitudinal emittance ($\sigma_{\Delta\gamma} \sigma_z$). The inequality (16) could have been expected from quantum statistical mechanics.

In all cases of SASE under discussion at present times, the inequalities (15) and (16) are well satisfied.

We have remarked that quantum corrections in SASE are negligible. This may also be seen from the comparison of the effective noises in atomic lasers and in SASE. For this purpose, it is convenient to compare the brightness, i.e., photons per unit six dimensional phase space volume:

$$\frac{d^6 n_{ph}}{d^2 x d^2 \phi (d\omega/\omega) dz} = B_{noise} e^{z/L_G} \quad (17)$$

Here L_G is one gain length.

For the atomic laser, it is well known that the effective noise is due to the vacuum fluctuation given by one photon per mode with phase space volume λ^3 [20]. Thus

$$B_{noise} \approx \frac{1}{\lambda^3} \quad (18)$$

The effective noise for SASE derived in Refs. [13] [14] [10] can be written approximately as

$$B_{noise} \cong \frac{\alpha K^2 N_G^e}{\lambda^3}, \quad (19)$$

where α = fine structure constant, K = the undulator parameter, N_G^e is the number of electrons in a distance $\lambda (L_G/\lambda_u)$. The number of the noise photons per mode in the case of SASE is therefore $\alpha K^2 N_G^e$, which is much larger than one. This is because the start-up noise of SASE is the classical shot noise and not from quantum fluctuation.

ACKNOWLEDGMENTS

The author thanks M. Zolotarev for illuminating discussions on the topics of temporal coherence, fluctuations, and quantum effects. He also thanks E. Saldin for helpful discussion on temporal coherence and M. Xie on transverse coherence. He is also grateful to R. Bonifacio for asking presentation of an invited talk on this topic at the Lake Garda Workshop.

REFERENCES

1. Bonifacio, R., Pellegrini, C., and Narducci, L., *Opt. Commun.*, **50**, 373 (1984).
2. Pellegrini, C., "A 4 to 1 mm FEL based on SLAC Linac", Proceedings of the Workshop on 4th Generation Light Sources, Feb. 24 - 27, 1992, SLAC, SSRL 92/02 (1992).
3. Winick, H., "Next Generation SR Sources", Proceedings of PAC '97.
4. Goodman, J., "Statistical Optics" (John Wiley & Sons, New York, 1985).
5. Tanabe, T., et al., NIM, **A304**, 97 (1991).
6. Zolotarev, M., and Stupakov, G. V., SLAC-PUB-7132 (March 1996); Proceedings of PAC '97.
7. Bonifacio, R., et al., *Phys. Rev. Lett.*, **74**, 70 (1994).
8. Saldin, E. L., Schneidmiller, E. A., and Yurkov, M. V., "Statistical Properties of Radiation from VUV and X-Ray FEL," DESY Preprint TESLA-FEL97-02 (April 1997).
9. Kim, K.-J., talk at ICFA Workshop at Archidosso (Sept. 1996).
10. Kim, K.-J., *Phys. Rev. Lett.* **57**, 1871 (1986).
11. Xie, M., to be published.
12. Kim, K.-J., "Characteristics of Synchrotron Radiation", pg. 585, AIP Conference Proceedings '84, M. Month and m. Dienes, eds. (1989).
13. Kim, K.-J., *Nucl. Instrum. Methods* **A250**, 396 (1986).
14. Wang, J.-M., and Yu, L. H., *Nucl. Instrum. Methods* **A250**, 484 (1986).
15. Van Kampen, N. G., *Physica* **XXI**, 949 (1955).

16. Kim, K.-J., "Emittance in Particle and Radiation Beam Techniques," Proceedings of the Advanced Accelerator Workshop, Lake Tahoe, CA, Oct. 12-18, 1996.
17. For a review, see G. Dattoli and A. Renieri, pg. 221, Laser Handbook, Vol. 6, W. Colson, C. Pellegrini and A. Renieri, eds., (North-Holland, 1990).
18. Bonifacio, R., Casagrande, R., Opt. Commun. 50, 25 (1984).
19. Kim, K. J., to be published.
20. Milonni, P. W., and Eberly, J. H., "Lasers" (John Wiley & Sons, New York, 1988).

**ERNEST ORLANDO LAWRENCE BERKELEY NATIONAL LABORATORY
ONE CYCLOTRON ROAD | BERKELEY, CALIFORNIA 94720**

Prepared for the U.S. Department of Energy under Contract No. DE-AC03-76SF00098