

UCSF

UC San Francisco Previously Published Works

Title

What is the gender representation in authorship in later phase systemic clinical trials in biliary tract cancer (BTC)? - a retrospective review of the published literature.

Permalink

<https://escholarship.org/uc/item/3020468g>

Journal

BMJ Open, 12(10)

Authors

McNamara, Mairéad
Bridgewater, John
Goyal, Lipika
et al.

Publication Date


2022-10-26

DOI

10.1136/bmjopen-2022-064954

Peer reviewed

BMJ Open What is the gender representation in authorship in later phase systemic clinical trials in biliary tract cancer (BTC)? - a retrospective review of the published literature

Mairéad G McNamara ¹, John Bridgewater,² Lipika Goyal,³ Timothy Jacobs,⁴ Anna D Wagner,⁵ David Goldstein,⁶ Rachna Shroff,⁷ Markus Moehler,⁸ Maeve Lowery,⁹ Tanios Bekaii-Saab,¹⁰ Robin K Kelley,¹¹ Junji Furuse,¹² Lorenza Rimassa,^{13,14,15} Chigusa Morizane,¹⁶ Angela Lamarca,¹⁷ Richard Hubner,¹⁷ Jennifer Knox,¹⁸ Juan Valle¹

To cite: McNamara MG, Bridgewater J, Goyal L, *et al*. What is the gender representation in authorship in later phase systemic clinical trials in biliary tract cancer (BTC)? - a retrospective review of the published literature. *BMJ Open* 2022;**12**:e064954. doi:10.1136/bmjopen-2022-064954

► Prepublication history for this paper is available online. To view these files, please visit the journal online (<http://dx.doi.org/10.1136/bmjopen-2022-064954>).

This work was presented in part as a poster presentation at the January 2021 annual Gastrointestinal Cancers Symposium (American Society of Clinical Oncology).

Received 20 May 2022
Accepted 22 September 2022



© Author(s) (or their employer(s)) 2022. Re-use permitted under CC BY-NC. No commercial re-use. See rights and permissions. Published by BMJ.

For numbered affiliations see end of article.

Correspondence to

Dr Mairéad G McNamara;
Mairéad.McNamara@nhs.net

ABSTRACT

Objectives Female physicians in medicine are increasing, but disparities in female authorship exist. The aim of this study was to characterise factors associated with female first (FF) and female senior (SF) authorship in later phase systemic oncological clinical trials in biliary tract cancer (BTC) and identify any changes over time.

Setting Embase/Medline identified trial publications in BTC (2000–2020) were included. χ^2 tests and log regression were used (assessed factors associated with FF and SF authorship, including changes over time (STATA V.16)).

Primary outcome measure FF and SF authorship in later phase systemic oncological clinical trials in BTC.

Secondary outcome measure Any changes over time?

Results Of 501 publications, 163 met inclusion criteria. The median percentage of female author representation in publications was 25%; there were no female authors in 13% of publications. Geographic location of the home institution of the first and senior authors was Asia (42%/42%), Europe (29%/29%), USA (24%/22%) and other (4%/6%), respectively. Overall, FF and SF author representation was 20% and 10%, respectively. The median position of the first female author was second in all the publication author lists. The phase of trial, journal-impact factor, industry funding or whether the study met its primary endpoint did not impact FF/SF author representation. More SF authors had home institutions in 'other' geographic locations (40% in 10 trials) ($p=0.02$) versus Asia (6%), Europe (8%) and USA (14%). There were no significant changes in FF/SF representation over time ($p=0.61$ and $p=0.33$ respectively).

Conclusions FF and SF author representation in later phase systemic clinical trial publications in BTC is low and has not changed significantly over time. The underlying reasons for this imbalance need to be better understood and addressed.

STRENGTHS AND LIMITATIONS OF THIS STUDY

- ⇒ While gender differences in lead authorship positions have been reported in a variety of medical and surgical specialties, these differences have not been reported to date in systemic therapy trials in biliary tract cancer.
- ⇒ Embase and Medline were used to identify trial publications in biliary tract cancer over a 20-year period and carried out by a librarian with expertise in comprehensive search strategies.
- ⇒ The proportion of women specialising in biliary tract cancer (systemic) academic oncology is not known, and, therefore, one cannot comment definitively on whether the values for female first and senior author representation in later phase systemic clinical trial publications are proportional to the numbers of female providers practicing in this field.

INTRODUCTION

The proportion of women in medicine is increasing (approximately 50% in the medical school/workforce in the USA and United Kingdom), but disparities in female authorship in oncology research publications exist.^{1,2} Scientific publications are an important metric of academic productivity and expertise,³ and research and trial leadership affects promotion and tenure, prominence in the field, and access to potential funding opportunities.

The common guidance for assigning authorship in medical practice and in the biliary tract cancer (BTC) speciality aligns with what has been reported by Baerlocher *et al*; in relation to categories of contribution, the levels of participation are highest for first authors, followed by last and then second authors in

original research articles. Middle authors generally have lower levels of contribution particularly in conception, drafts of the manuscript, supervision and being a guarantor.⁴ Female authorship in leading positions such as first, senior or corresponding has been historically low in multiple medical and surgical specialities. In a study examining gender differences in corresponding authorship in manuscripts of randomised oncological clinical trials, the rate of female corresponding authorship was 7.2% in genitourinary cancers and 7.9% in gastrointestinal cancers.⁵ In another study examining female authorship in major academic gastroenterology journals (Gastroenterology, Hepatology, American Journal of Gastroenterology, Clinical Gastroenterology and Hepatology and Gastrointestinal Endoscopy) over a 20-year period, female first and senior authors increased from 9.1% to 29.3% ($p < 0.0001$) and from 4.8% to 14.5% ($p < 0.0001$), respectively, from 1992 to 2012.² It was concluded that female first authorship occurred at the expected proportion, but those in the senior author position was less than expected, based on the proportion of female academic gastroenterologists.² In addition, an observational study examined changes in representation of women among first authors of original research published in high-impact general medical journals (Annals of Internal Medicine, Archives of Internal Medicine, The BMJ, JAMA, The Lancet, and the New England Journal of Medicine (NEJM)) over a 20-year period from 1994.¹ Women in the first author position increased significantly from 27% in 1994 to 37% in 2014 ($p < 0.001$). However, female first authorship decreased over the years in the NEJM and also seemed to decline in The BMJ but started substantially higher (approximately 40%), with the article authors concluding that the underrepresentation of research by women in high-impact journals was an important concern.¹

One survey of international hepatopancreaticobiliary (HPB) fellowship programmes reported that women represented 11% of 351 HPB surgeons trained over a 25-year period,⁶ and membership surveys of the Americas Hepato-Pancreato-Biliary Association included responses that were from over 90% men.^{7,8} Despite this, analysis of authorship in articles related to HPB surgery revealed that the number of female first authors increased from 15.6% in 2008 to 25.7% in 2018 ($p < 0.001$), while the proportion of senior female authors did not change significantly: 7.8% in 2008 and 10.1% in 2018 ($p = 0.15$).⁹

In general, the rates of female first and senior authorship in academic general medical, surgical, paediatric and obstetric journals have increased.¹⁰ While gender differences in lead authorship positions have been reported in a variety of medical and surgical specialities, these differences have not been reported to date in systemic therapy oncological trials in BTC. Practice-changing research in BTC has more recently increased, and, thus, authorship positions have the potential to impact the respective careers of those authors.^{11–14} As scholarly output remains a critical component of academic advancement, this study aimed to describe and assess factors associated

with female first and senior authorship (last listed) in later phase systemic clinical trials in BTC (which are positions perceptually considered more influential for career progression) and to identify any changes over a 20-year period (2000–2020). Awareness of any potential disparities in this disease group speciality, and indeed others, may empower change, if required.

METHODS

Study eligibility

Eligible studies included final primary peer-reviewed manuscript publications of prospective phase II and III clinical trials involving systemic therapy in BTC published from 2000 to 2020 (including cholangiocarcinoma, gall bladder cancer, ampulla of Vater cancer) in the English language. The following were excluded: secondary trial publications, reviews/meta-analyses, mixed tumour-type studies, non-biliary tract tumour sites, reports on benign disease, phase I (often mixed tumour types or expected to move to later phase and less influential for academic progression)/pilot/feasibility studies, non-systemic/radiology studies, translational substudies, editorials/guidelines/highlights/author reflections, case reports, trials in progress publications, and retrospective studies.

Search strategy

The Medline and EMBASE databases were used to identify final primary trial publications in BTC. The years 2000–2020 were chosen to represent 10 years pre and postpublication of the first practice-changing randomised phase III systemic clinical trial in advanced biliary cancer (ABC-02).¹⁵ The ABC-02 trial led to cisplatin/gemcitabine being adopted worldwide as the standard of care first-line palliative chemotherapy regimen choice. Prior to ABC-02, there was no standard of care first-line option in this setting. This trial provided the reference standard for future trials and highlighted that large trials in rarer population subgroups were possible.¹⁵ The search was last updated on the 11 August 2020 and was carried out by a librarian with expertise in comprehensive search strategies (coauthor TJ). The following Medline and EMBASE search strategy was employed: (1) (“biliary tract” OR gallbladder OR “bile duct*” OR klatskin).ti,ab, (2) exp “BILIARY TRACT”/, (3) (1 OR 2), (4) (cancer* OR carcinoma* OR tumor* OR tumour* OR carcinoma* OR neoplas* OR malign*).ti,ab, (5) (3 AND 4), (6) exp “BILIARY TRACT NEOPLASMS”/, (7) exp CHOLANGIOCARCINOMA/, (8) (5 OR 6 OR 7), (9) (“phase 2” OR “phase ii” OR “phase 3” OR “phase iii”).ti,ab, (10) (8 AND 9), (11) 10 [DT 2000–2020].

Data extraction

The first author (MMN), whose speciality interest is BTC, reviewed all publication titles and abstracts for eligibility and final published manuscripts meeting inclusion criteria were considered in detail. The following 12 data items were collected: (1) gender and proportion of male/

female authors (denominator being the authors included in publications of prospective phases II and III clinical trials involving systemic therapy in BTC from 2000 to 2020), (2) primary disease site (all BTC (including cholangiocarcinoma, gall bladder cancer, ampulla of Vater cancer)/BTC non-specified or gallbladder cancer alone or cholangiocarcinoma alone), (3) treatment setting (neoadjuvant/adjuvant, first-line advanced, post first-line advanced, advanced (non-specified), (4) treatment modality received (systemic therapy (including chemotherapy and/or immunotherapy), targeted therapy alone, localised therapy in combination with systemic therapy), (5) phase of trial (single-arm phase II, randomised phase II, randomised phase III). In addition, the geographic location (6) of the home institution of the first/senior author (Asia, Europe, USA, other location (Australia, Canada, Africa, South America)) was collected. Whether the trial met its primary endpoint or not (7) was also collected, (8) whether the trial was industry funding (yes/no/unknown), (9) year published (2000–2020) or (10) whether published pre/post ABC-02.¹⁵ The impact factor (IF) of journal was also recorded (11) (the 2020 IFs, as reported in the Journal citation reports were used (Clarivate Analytics); it was not possible to determine journal IF at the time of publication and relatively comparable inflation over time was assumed). The binary IF (12) of journal (≤ 20 vs > 20) and varying cut-offs ($0 \leq 5$, $> 5 \leq 10$, $> 10 \leq 15$, $> 15 \leq 20$, $> 20 \leq 30$, > 30) were evaluated, as a number of potentially important BTC trials may be published in lower impact journals due to being a rarer disease group, and, thus, these publications could still have an influential impact on author career trajectory) were extracted. Documented speciality of first and senior authors (Medical Oncology/Surgical Oncology), were also documented.

Gender was determined by inspection of first names, where gender was not known through personal knowledge of the authors, the following search engines/sources were used to try to determine gender: internet/google search, including review of institutional profiles, portfolios and images, LinkedIn, Research Gate profiles and direct communication with the corresponding or other coauthor. Academic rank, qualifications, equally contributing authors and whether authors were principal/chief investigators were not available.

Statistical analysis

Frequency and percentages are reported for categorical variables, as well as medians for continuous variables. Due to the rarity of a BTC diagnosis, later phase systemic oncological trials require multi-institutional and frequently global collaborative involvement, and, therefore, observations are expected to be predominantly independent. χ^2 tests and log regression were used to assess factors associated with female first and female senior authorship, including changes over time (2000–2020). Differences were considered to be statistically significant at $p < 0.05$. Log regression was performed of the factors associated

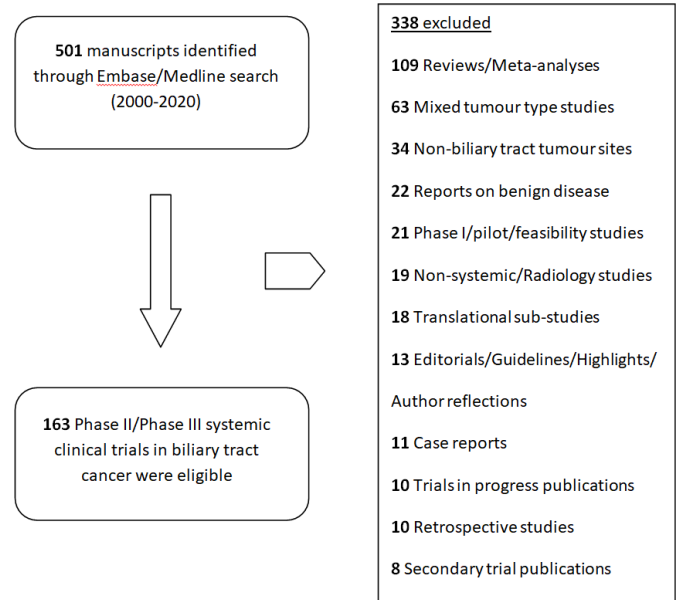


Figure 1 Flowchart of publication screening and eligibility for the determination of gender representation in authorship in later phase systemic clinical trials in biliary tract cancer.

with female first and female senior authorship, if the χ^2 p value was < 0.05 . Statistical analysis was performed using the statistical software package, STATA V.16 (Stata Corporation, College Station, Texas).

Patient and public involvement

No patients involved.

RESULTS

Of 501 publications, 163 met the inclusion criteria (figure 1). There were 130 (80%) single-arm phase II and 24 (15%) and 9 (5%) randomised phase II and III trials, respectively; 119 (73%) studies enrolled ≤ 50 patients. The tumour primary sites included were all BTC: 140 (86%), cholangiocarcinoma: 13 (8%) and gallbladder cancer, 10 (6%); 133 (80%) involved chemotherapy, 21 (13%) targeted therapy and 9 (5%) localised/systemic therapy combinations. One hundred and six studies (65%) were in the first-line advanced setting, 28 (17%) post first-line, 21 (13%) advanced non-specified and 8 (5%) in the neo-adjuvant/adjuvant setting. Fifty-five (34%) received industry funding and 106 (65%) studies met their primary endpoint (table 1).

One hundred and five (64%) were published post-ABC-02.¹⁵ The publication IF was ≤ 5 in 50% and > 20 in 12%. There were 1915 total authors included in the 163 publications. There were 153 unique first and last authors; 32 unique female first authors (none with more than one first authorship) and 17 unique female last authors (none with more than one last authorship). There were six and four male authors who had more than one first and senior author publication, respectively. The median number of authors in all publications was 11. Among 113 trials where

Table 1 Factors associated with female first and senior authorship in phase II/phase III systemic oncological clinical trial publications in biliary tract cancer

Trial characteristics	Number (N) (%)	Female first author, N (%)*	Female first author, P value	Female senior author, N (%)†	Female senior author, P value
Disease site (N=163):					
All BTC/BTC non-specified	140 (86)	29 (19)	0.24	13 (8)	0.45
Cholangiocarcinoma	13 (8)	3 (2)		2 (1)	
Gallbladder cancer	10 (6)	0 (0)		2 (1)	
Treatment setting (N=163):					
Neo-adjuvant/adjuvant	8 (5)	0 (0)	0.26	0 (0)	0.38
First-line advanced	106 (65)	23 (15)		14 (9)	
Post first-line advanced	28 (17)	3 (2)		2 (1)	
Advanced (non-specified)	21 (13)	6 (4)		1 (1)	
Treatment modality (N=163):					
Systemic therapy (chemotherapy/immunotherapy)	133 (82)	27 (18)	0.77	14 (9)	0.37
Targeted therapy	21 (13)	3 (2)		1 (1)	
Localised therapy	9 (5)	2 (1)		2 (1)	
Phase of trial (N=163):					
Single arm phase II	130 (80)	27 (18)	0.67	16 (10)	0.26
Randomised phase II	24 (15)	4 (3)		1 (1)	
Randomised phase III	9 (5)	1 (1)		0 (0)	
Geographic location of trial (N=163):					
Asia	69 (42)	10 (7)	0.43	4 (3)	0.02
Europe	48 (29)	11 (7)		4 (3)	
USA	36 (22)	6 (4)		5 (3)	
Other‡	10 (6)	4 (3)		4 (3)	
Met primary end-point (N=163):					
Yes	106 (65)	22 (15)	0.61	11 (7)	0.94
No	57 (35)	10 (7)		6 (4)	
Trial industry funding (N=115):					
Yes	55 (34)	8 (5)	0.59	8 (5)	0.08
No	60 (37)	11 (7)		3 (2)	
NA	48 (29)	13 (9)		6 (4)	
Year published (2000–2020) (N=163):					
2000–2005	29 (18)	6 (4)	0.61	5 (3)	0.33
2006–2010	40 (24)	10 (7)		2 (1)	
2011–2015	45 (28)	6 (4)		6 (4)	
2016–2020	49 (30)	10 (7)		4 (3)	
Published (N=163):					
Pre ABC-02(11) (up to 2009)	58 (36)	13 (9)	0.58	7 (5)	0.62
Post ABC-02(11) (after 2009)	105 (64)	19 (13)		10 (6)	
Impact factor of journal (N=163):§					
0 –≤5	81 (50)	18 (12)	0.71	8 (5)	0.63
>5–≤10	43 (26)	6 (4)		6 (4)	
>10–≤15	1 (1)	1 (1)		1 (1)	
>15–≤20	19 (12)	5 (3)		3 (2)	

Continued

Table 1 Continued

Trial characteristics	Number (N) (%)	Female first author, N (%)*	Female first author, P value	Female senior author, N (%)†	Female senior author, P value
>20–≤30	4 (2)	1 (1)		0 (0)	
>30	15 (9)	2 (1)		0 (0)	
Binary impact factor of journal (N=163):					
≤20	144 (88)	30 (20)	0.54	18 (12)	0.1
>20	19 (12)	3 (2)		0 (0)	

*Where gender of first author known (N=151).
 †Where gender of senior author known (N=154).
 ‡Other: Australia, Canada, Africa, South America, Mixed countries.
 §Journal Citation Reports (Clarivate Analytics 2020). Due to rounding, percentages may not total 100%. χ^2 tests were used to assess factors associated with female first and female senior authorship. Differences were considered to be statistically significant at $p < 0.05$. Log regression was performed if χ^2 p value was < 0.05 .
 BTC, biliary tract cancer; NA, not available.;

the gender of all authors were known, there were 1378 total authors and 352/1378 (25.5%) were women.

The geographic location of the home institution of the first and senior authors was Asia (42%/42%), Europe (29%/29%), USA (24%/22%) and other (4%/6%), respectively. Geographic location was significantly associated with the gender of the senior author. There were more female senior authors with home institutions in 'other' geographic locations (40% in 10 trials) (χ^2 $p=0.02$) versus Asia (6% female senior authors, log $p=0.01$), Europe (8% female senior authors, log $p=0.02$) and USA (14% female senior authors, log $p=0.08$).

The median percentage of female author representation in publications was 25%; there were no female authors in 15 (13%) trials of 113 where all gender of authors was known (eight and seven trials were published pre and post-ABC-02, respectively; geographic location of home institution of first and senior authors for these 15 trials was Asia and Europe in 11 and 4 trials respectively).

Overall, female first and senior author representation was 20% and 10%, respectively. The gender of the first and last author was unknown for 12 (7%) and 9 (6%) publications, respectively (figure 2). The median position for female authors was second in all publications. The mean position of the first female author was 3.06 (SD 3.77) (the maximum number of authors in any publication was 33). If there was a male first author, the first time that a female author name appeared was more likely to be in the second position (29% of women in second author position) (χ^2 9.05, $p < 0.001$). There was no association between the senior author gender and female authors being in the second author position (χ^2 0.06, $p=0.80$). There were only four female authors in the second last position of 113 trials where all author genders were known (all first and senior authors in these four relevant papers were men).

In publications with IF ≤ 5 and > 5 , there were 25% and 18% female first authors, and 11% and 11% female senior authors, respectively. In publications with IF ≤ 10 and > 10 , there were 21% and 21% female first authors and

12% and 8% female senior authors, respectively. In journals with higher IFs, female authors were particularly less likely to hold the first or senior author position. In publications with IF ≤ 20 and > 20 , there were 22% and 16% female first authors, and 13% and 0% female senior authors, respectively.

A variety of trial and journal factors were analysed for their association with author gender in the first and senior positions. The disease site, treatment setting, treatment modality, phase of trial, whether it met its primary end point, trial industry funding, year published, published

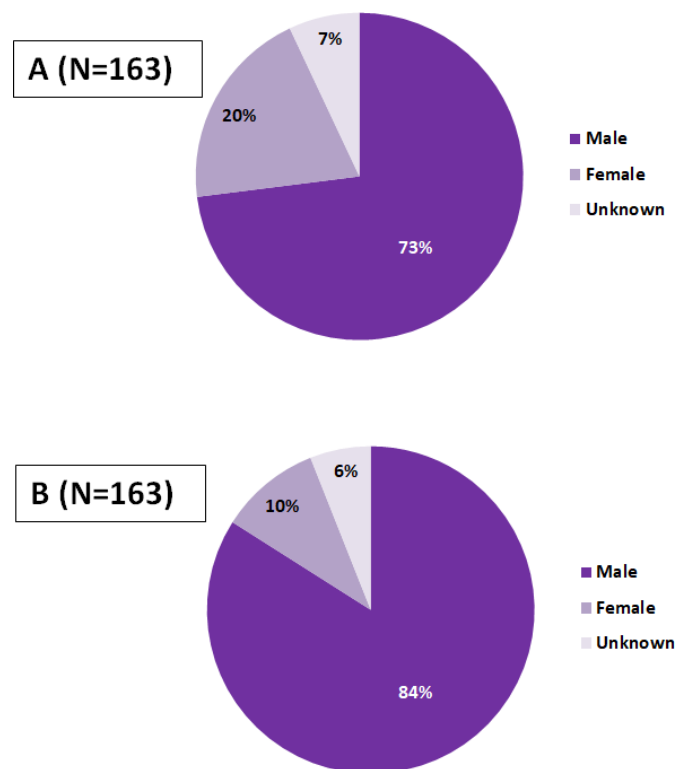


Figure 2 Gender of first (A) and senior (B) authors in phase II/phase III systemic clinical trial publications in biliary tract cancer.

**Table 2** Gender trends in first and senior authorship in phase II/phase III systemic clinical trial publications in biliary tract cancer (2000–2020)

	Year 2000–2005	Year 2006–2010	Year 2011–2015	Year 2016–2020	χ^2 , P value
	N (%)	N (%)	N (%)	N (%)	
First author *(N=151)					
Male	22 (79%)	27 (73%)	35 (85%)	35 (78%)	1.8, 0.61
Female	6 (21%)	10 (27%)	6 (15%)	10 (22%)	
Senior author *(N=154)					
Male	23 (82%)	36 (95%)	35 (85%)	43 (91%)	3.5, 0.33
Female	5 (18%)	2 (5%)	6 (15%)	4 (9%)	

*Where gender of first and senior author known. χ^2 tests were used to assess factors associated with female first and female senior authorship. Differences were considered to be statistically significant at $p < 0.05$.

pre/post ABC-02,¹¹ IF of journal, did not impact female first or senior author representation (table 1).

The speciality of the first and senior authors was Medical Oncology in 157 (96%) and 147 (91%) and Surgical Oncology in 6 (4%) and 15 (9%), respectively; the speciality of one senior author was not available. The speciality of the first (χ^2 1.39, $p=0.24$, χ^2 0.64, $p=0.42$) and senior authors (χ^2 1.82, $p=0.18$, χ^2 0.24, $p=0.62$) was not associated with gender of the first or senior author, respectively.

There were no significant changes in female first or senior author representation over time ('00–05 (29 trials): 21%/18%', '06–10 (40 trials): 27%/5%', '11–15 (45 trials): 15%/15%', '16–20 (49 trials): 22%/9%') (table 2), nor was there any difference pre and post the publication of ABC-02¹⁵ (log $p=0.58$ and log $p=0.62$, respectively).

DISCUSSION

Female first (1 in 5) and female senior (1 in 10) author representation in published later phase systemic clinical trial publications in BTC is low and has not changed significantly over the last two decades. This is in contrast to publications in HPB surgery, where female first author representation increased approximately 10% over a 10-year period,⁹ and to authorship in academic gastroenterology journals, where female first and senior authorship increased by approximately 20% (9.1% to 29.3%) and 10% (4.8% to 14.5%), respectively, from 1992 to 2012.² The underlying reasons for the gender imbalance in later phase trial publications in BTC and lack of change over 20 years are not clear.

In the current study, there were more female senior authors associated with 'other' geographic locations (Australia, Canada, Africa, South America) versus Asia, Europe and USA. This trend was also reported in the analysis of authorship in HPB surgery manuscripts, where articles published in North America were more likely to have a female first or female senior author compared with publications from Asia or Europe.⁹

The proportion of women specialising in BTC (systemic) academic oncology is not known, and, therefore, one cannot comment definitively on whether the values for female first and senior author representation in later phase systemic clinical trial publications are proportional to the numbers of female providers practicing in this field. In addition, one cannot comment as to whether the percentage of women working within the BTC speciality has increased over the study period. This data are not readily available, as organisations such as the American Society of Clinical Oncology (ASCO) do not specifically mandate completion of speciality interests in membership documentation, and in the area of cancer specialisations, gastrointestinal oncology is included, but not BTC specifically. From the data collected in this current study, approximately one quarter of the entire cohort (where gender was known) were female authors, with 1/5 and 1/10 being first and senior authors, and so this share of female coauthors may be an estimate of the share in this speciality field.

The gender differences in BTC publication authorship are likely multifactorial and complex. It has been suggested previously that women may be less successful in negotiating higher authorship positions.¹⁶ In addition, it has been reported that female authors in HPB surgical publications tend to be more junior compared with their male coauthors.⁹ In the current study, female senior authorship was seen in only 1 of 10 studies, and so it may be that women are not transitioning into senior authorship roles or that they actually leave academic practice, perhaps due to a disproportionate burden of family responsibilities or difficulties in achieving work–life balance,¹⁷ or that they feel that they have to adhere to stricter performance standards,¹⁸ and so they step off the promotion pathway.

The gender gap is not confined to authorship in the field of oncology. Gender differences have also been noted in relation to oral research presentations at major conferences (ASCO and European Society for

Medical Oncology (ESMO)).¹⁹ Of 2425 contributing authors to consecutive abstracts of all plenary sessions of the ASCO annual meeting and ESMO presidential sessions between 2000 and 2018, 28% of authors and 21% of presenters were women.¹⁹ The gender balance of speakers and scientific members of four major oncology conferences in China between 2009 and 2019 demonstrated a similar pattern²⁰; the number of eligible female speakers in the denominator of all potentially eligible speakers was not known and was cited as a limitation.²⁰ Therefore, taken together, perhaps the motivation for retention of female medical oncologists in academic research may be diminished.

Richter *et al*²¹ recently analysed data from the Association of American Medical Colleges on all medical school graduates from 1979 to 2013 (N=5 59 098) and faculty data up to 2018. They compared the percentages of women who would have been expected to be promoted on the basis of the proportion of women in the graduating classes, with the actual percentages of women promoted.²¹ In academic medical centres, female physicians were found to be less likely than men to be promoted to associate (HR 0.76, 95% CI 0.74 to 0.78) or to full professor (HR 0.77, 95% CI 0.74 to 0.81) or to be appointed to department chair (HR 0.46, 95% CI 0.39 to 0.54), and there was no change over 35 years.²¹

There are limitations associated with the current study, such as the inability to assign all names to a gender, lack of data on academic rank, qualifications and which authors were principal/chief investigators within institutions. Information on productivity for the entire cohort of author collaborators, which may have an impact on first or senior authorship, could not be collected accurately, as it was not possible to determine this retrospectively from the time of manuscript publication (if using the Hirsch-index as a metric of scholarly activity, for example), and, in addition, all individuals did not have fully accessible scientific social site profiles. This topic could be the focus of future research in a prospectively designed study in this disease group speciality. It was also not possible to determine the number of unique female/male authors in the total sample size due to non-availability of gender information for the entire authorship, and so one cannot comment accurately on the entirety of gender of the population of academics conducting these trials. Also, it was not possible to identify non-binary or transgender authors. In addition, secondary publications of the relevant trials were not included, nor were associated laboratory-based research outputs from the trials, and it is also possible that some relevant publications may have been missed. However, to the authors' knowledge, this is the first study examining the gender representation in authorship in published later phase systemic clinical trials in BTC, and included sequential global publications over a 20-year period, identified by a librarian with expertise in comprehensive search strategies.

It has been reported that peer-reviewed publications with gender-heterogeneous authorship received 34%

more citations than publications produced by gender-uniform authorship groups,²² and authorship diversity should be encouraged. An ESMO Women for Oncology committee survey exploring gender-related challenges facing oncologists concluded that the initiatives needed to address under representation of female oncologists in leadership roles should include enhanced promotion of work–life balance, development and leadership training and additional support for flexible working.²³

In conclusion, this study highlights the paucity of female authors in first and senior positions in later phase BTC systemic oncological clinical trial publications, acknowledging the lack of information on gender proportionality in this specialist field. Prospective studies incorporating productivity measures may be more definitively informative. For change to happen, a problem needs to be identified. This manuscript has aimed to highlight discrepancies in gender of authorship in one disease speciality. It is hoped that the recognition of this imbalance will stimulate formulation of solutions to counter this potentially damaging trend. Could it be that women are carrying an excessive load of non-promotable work,²⁴ which is holding them back from concentrating on tasks that may forward their academic career? Exploration of this concept in individual institutions may be revealing and may require conducting research in this particular specialist area (eg, exploration of who is performing non-promotable tasks). If this is found to be the case, then changing the landscape of non-promotable tasks is warranted, with the potential for release of researcher time to concentrate on work which is considered promotable.

Author affiliations

¹Department of Medical Oncology, The University of Manchester, Manchester, UK

²Medical Oncology, UCL Cancer Institute, London, UK

³Department of Medical Oncology, Massachusetts General Hospital Cancer Center, Boston, Massachusetts, USA

⁴Medical Library, The Christie NHS Foundation Trust, Manchester, UK

⁵Department of Medical Oncology, Centre Hospitalier Universitaire Vaudois, Lausanne, Switzerland

⁶Department of Medical Oncology, University of New South Wales, Sydney, New South Wales, Australia

⁷Medical Oncology, The University of Arizona Cancer Center—North Campus, Tucson, Arizona, USA

⁸Department of Medical Oncology, Universitätsmedizin der Johannes Gutenberg-Universität Mainz, Mainz, Rheinland-Pfalz, Germany

⁹Department of Medical Oncology, TCD, Dublin, Ireland

¹⁰Medical Oncology, Mayo Clinic Cancer Center, Scottsdale, AZ, USA

¹¹Department of Medical Oncology, University of California San Francisco, San Francisco, California, USA

¹²Kyorin University Faculty of Medicine, Tokyo, Japan

¹³Department of Medical Oncology, Humanitas Cancer Center, Humanitas University, Milan, Italy

¹⁴Department of Biomedical Sciences, Humanitas University, 20072 Pieve Emanuele, Milan, Italy

¹⁵Humanitas Cancer Center, IRCCS Humanitas Research Hospital, 20089 Rozzano, Milan, Italy

¹⁶Medical Oncology, National Cancer Center Hospital, Tokyo, Japan

¹⁷Medical Oncology, The Christie NHS Foundation Trust, Manchester, Manchester, UK

¹⁸Princess Margaret Hospital Cancer Centre, Toronto, Ontario, Canada

Contributors Conception and design of study, data curation, formal analysis, methodology, writing original draft of manuscript: MMN. Database search: TJ, MMN. Interpretation of results: MMN, JB, LG, TJ, ADW, DG, RS, MM, ML, TB-S, RKK, JF, LR, CM, AL, RH, JK, JV. Review and approval of draft and final manuscript: MMN, JB, LG, TJ, ADW, DG, RS, MM, ML, TB-S, RKK, JF, LR, CM, AL, RH, JK, JV. Guarantor: MMN.

Funding The authors have not declared a specific grant for this research from any funding agency in the public, commercial or not-for-profit sectors.

Competing interests The authors of this manuscript have the following competing interests; all outside of this submitted work: MGM has received research grant support from Servier, Ipsen, and NuCana. She has received travel and accommodation support from Bayer and Ipsen and speaker honoraria from Pfizer, Ipsen, NuCana, and Mylan. She has served on advisory boards for Incyte, Celgene, Ipsen, Sirtex, Baxalta and Astra Zeneca; all outside this submitted work. JB has received honoraria from Merck Serono, Roche, Sanofi, and Bayer; all outside this submitted work. LG has received research funding (to institution): Agios, Adaptimmune, Bayer, Merck, MacroGenics, Genentech, Novartis, Incyte, Loxo Oncology, Relay Therapeutics, QED, Taiho Oncology, Leap Therapeutics, Bristol Meyers Squibb, Nucana. Scientific Advisory Committee (to self): Agios Pharmaceuticals Inc, Alentis Therapeutics AG, H3Biomedicine, Incyte Corporation, QED Therapeutics, Sirtex Medical Ltd, Taiho Oncology Inc; Consulting (to self): Agios Pharmaceuticals Inc, Alentis Therapeutics, Genentech, Exelixis, Incyte Corporation, QED Therapeutics, Sirtex Medical Ltd, Taiho Oncology Inc; DSMC (to self): AstraZeneca; all outside this submitted work. ADW has received educational grant support from Roche, and honoraria from Bristol-Myers Squibb, Servier Suisse, Merck Sharp & Dohme, Bayer, EMD Serono, Lilly, Sanofi, Celgene, Astra Zeneca, AbbVie, Sanofi-Aventis Deutschland, SHIRE and Pfizer; all outside this submitted work. DG receives indirect research funding from Amgen, Celgene, and Pfizer and is on a data safety monitoring board for Sun Biopharma and has received honorarium from Astra Zeneca; all outside this submitted work. RS has received research funding from Merck, Exelis Pharmaceuticals, Pieris, Taiho, Rafael Pharmaceuticals and has served on advisory boards for Merck, Seattle Genetics, Exelis Pharmaceuticals, QED therapeutics, Debipharm, Agios, Clovis and Incyte; all outside this submitted work. MM receives research funding from Bayer and Lilly; all outside this submitted work. ML has received honoraria from Roche, Agios, Novartis, Astra-Zeneca; all outside of this submitted work. TB-S has received research funding (to institution): Agios, Arys, Boston Biomedical, Bayer, Amgen, Merck, Celgene, Lilly, Ipsen, Clovis, Seattle Genetics, Array Biopharma, Genentech, Novartis, Mirati, Merus, Abgenomics, Incyte, Pfizer, BMS. Consulting (to institution): Ipsen, Array Biopharma, Pfizer, Seattle Genetics, Bayer, Genentech, Incyte and Merck. Consulting (to self): AbbVie, Boehringer Ingelheim, Janssen, Eisai, Daiichi Sankyo, Natera, TreosBio, Celularity, Exact Science, Sobi, Beigene, Astra Zeneca and Foundation Medicine. IDMC/DSMB (to self): Astra Zeneca, Exelixis, Lilly, PanCan and 1Globe; all outside this submitted work. RKK has received research funding (to institution): Adaptimmune, Agios, Astra Zeneca, Bayer, Bristol Myers Squibb, Eli Lilly, EMD Serono, Exelixis, Merck, Novartis, Partner Therapeutics, QED, Taiho. Consulting (to institution): Agios, Astra Zeneca, BMS. IDMC/DSMB (to self): GNE/Roche. Scientific Advisory Board (to self): GNE/Roche, Gilead, Exact Sciences, Ipsen; all outside this submitted work. JF has received research funding (to institution): Ono Pharmaceutical, MSD, Sumitomo Dainippon, J-Pharma, Yakult Honsha, AstraZeneca, Daiichi Sankyo, Eisai, Bayer, Pfizer, NanoCarrier, Kyowa Hakko Kirin, Taiho Pharmaceutical, Chugai Pharma, Sanofi, Takeda, Mochida Pharmaceutical, Astellas Pharma, Eli Lilly Japan, and honoraria from Eisai, Bayer Yakuhin, Taiho Pharmaceutical, Ono Pharmaceutical, Novartis, Yakult Honsha, Teijin pharma, Shionogi, EA pharma, Eli Lilly Japan, Takeda, Chugai Pharma, Mochida Pharmaceutical, Nihon Servier, Sanofi, Fujifilm Toyama Chemical, Nobel pharma, Pfizer, Sawai Pharmaceutical, Daiichi Sankyo, Sumitomo Dainippon, Merck Bio, Nippon Kayaku, MSD, Shire, Kyowa Hakko Kirin; all outside this submitted work. LR had received consulting fees from Amgen, ArQule, AstraZeneca, Basilea, Bayer, BMS, Celgene, Eisai, Exelixis, Genenta, Hengrui, Incyte, Ipsen, Lilly, MSD, Nerviano Medical Sciences, Roche, Sanofi; lectures fees from AbbVie, Amgen, Eisai, Gilead, Incyte, Ipsen, Lilly, Roche, Sanofi; travel expenses from Ipsen; and institutional research funding from Agios, ARMO BioSciences, AstraZeneca, BeiGene, Eisai, Exelixis, Fibrogen, Incyte, Ipsen, Lilly, MSD, Nerviano Medical Sciences, Roche, Zymeworks; all outside this submitted work. CM received grants from ONO Pharmaceutical, grants and personal fees from Yakult Honsha, grants from Eisai, grants and personal fees from MSD K.K., grants and personal fees from J-Pharma, grants and personal fees from AstraZeneca, grants from Merck biopharma, personal fees from Teijin Pharma, grants and personal fees from Taiho Pharmaceutical, personal fees from Novartis, personal fees from Abbvie; all outside this submitted work. AL has received travel and educational support from Ipsen, Pfizer, Bayer, AAA, Sirtex, Novartis, Mylan and Delcath. Speaker honoraria from Merck, Pfizer,

Ipsen, and Incyte. Advisory honoraria from Eisai, Nutricia Ipsen, QED, and Roche. Member of the Knowledge Network and NETConnect Initiatives funded by Ipsen; all outside this submitted work. RH has served on advisory boards for Roche, BMS, Eisai, Celgene, Beigene, Ipsen, BTG. He has received speaker fees from Eisai, Ipsen, Mylan, PrimeOncology and has received travel and educational support from Bayer, BMS and Roche; all outside this submitted work. JK has received research funding (to institution) from AstraZeneca, Merck, Roche, Ipsen. Advisory board (to self) received from Pfizer, Merck, Celgene, AstraZeneca, Roche, Eisai, Lilly, BMS; all outside this submitted work. JV has had a consulting or advisory role for Agios, AstraZeneca, Delcath Systems, Keocyt, Genoscience Pharma, Incyte, Ipsen, Merck, Mundipharma EDO, Novartis, PCI Biotech, Pfizer, Pieris Pharmaceuticals, QED, and Wren Laboratories; Speakers' Bureau for Imaging Equipment Limited, Ipsen, Novartis, Nucana; and received Travel Grants from Celgene and Nucana; all outside this submitted work.

Patient and public involvement Patients and/or the public were not involved in the design, or conduct, or reporting, or dissemination plans of this research.

Patient consent for publication Not applicable.

Ethics approval Not applicable.

Provenance and peer review Not commissioned; externally peer reviewed.

Data availability statement No additional data are available.

Open access This is an open access article distributed in accordance with the Creative Commons Attribution Non Commercial (CC BY-NC 4.0) license, which permits others to distribute, remix, adapt, build upon this work non-commercially, and license their derivative works on different terms, provided the original work is properly cited, appropriate credit is given, any changes made indicated, and the use is non-commercial. See: <http://creativecommons.org/licenses/by-nc/4.0/>.

ORCID iD

Mairéad G McNamara <http://orcid.org/0000-0002-2272-3678>

REFERENCES

- Filardo G, da Graca B, Sass DM, *et al*. Trends and comparison of female first authorship in high impact medical journals: observational study (1994-2014). *BMJ* 2016;352:i847.
- Long MT, Leszczynski A, Thompson KD, *et al*. Female authorship in major academic gastroenterology journals: a look over 20 years. *Gastrointest Endosc* 2015;81:1440-7.
- Dalal NH, Chino F, Williamson H, *et al*. Mind the gap: gendered publication trends in oncology. *Cancer* 2020;126:2859-65.
- Baerlocher MO, Newton M, Gautam T, *et al*. The meaning of author order in medical research. *J Investig Med* 2007;55:174-80.
- Ludmir EB, Mainwaring W, Miller AB, *et al*. Women's representation among lead Investigators of clinical trials in oncology. *JAMA Oncol* 2019;5:1501-2.
- Raptis DA, Clavien P-A, International Hepato-Pancreato-Biliary Association (IHPBA) Education and Training Committee. Evaluation of Hepato-Pancreato-Biliary (HPB) fellowships: an international survey of programme directors. *HPB* 2011;13:279-85.
- Seshadri RM, Ali N, Warner S, *et al*. Training and practice of the next generation HPB surgeon: analysis of the 2014 AHPBA residents' and fellows' symposium survey. *HPB* 2015;17:1096-104.
- Minter RM, Alseidi A, Hong JC, *et al*. Training in hepatopancreatobiliary surgery: assessment of the hepatopancreatobiliary surgery workforce in North America. *Ann Surg* 2015;262:1065-70.
- Farooq A, Sahara K, Muneeb A, *et al*. Analysis of authorship in Hepatopancreatobiliary surgery: women remain underrepresented. *J Gastrointest Surg* 2020;24:2070-6.
- Jagsi R, Guancial EA, Worobey CC, *et al*. The "gender gap" in authorship of academic medical literature—a 35-year perspective. *N Engl J Med* 2006;355:281-7.
- Lamarca A, Palmer DH, Wasan HS, *et al*. Second-Line FOLFOX chemotherapy versus active symptom control for advanced biliary tract cancer (ABC-06): a phase 3, open-label, randomised, controlled trial. *Lancet Oncol* 2021;22:690-701.
- Rizzo A, Ricci AD, Brandi G. Pemigatinib: hot topics behind the first approval of a targeted therapy in cholangiocarcinoma. *Cancer Treat Res Commun* 2021;27:100337.
- Zhu AX, Macarulla T, Javle MM, *et al*. Final overall survival efficacy results of ivosidenib for patients with advanced cholangiocarcinoma with IDH1 mutation: the phase 3 randomized clinical ClarIDHy trial. *JAMA Oncol* 2021;7:1669-77.

- 14 DY O, AR H, Qin S, *et al.* Durvalumab plus gemcitabine and cisplatin in advanced biliary tract cancer. *NEJM Evidence* 2022;1.
- 15 Valle J, Wasan H, Palmer DH, *et al.* Cisplatin plus gemcitabine versus gemcitabine for biliary tract cancer. *N Engl J Med* 2010;362:1273–81.
- 16 Shen YA, Webster JM, Shoda Y, *et al.* Persistent underrepresentation of women's science in high profile journals. *bioRxiv* 2018:275362.
- 17 Carr PL, Gunn CM, Kaplan SA, *et al.* Inadequate progress for women in academic medicine: findings from the National faculty study. *J Womens Health* 2015;24:190–9.
- 18 Gorman E, Kmec J. We (Have to) try harder: gender and required work effort in Britain and the United States. *Gender & Society* 2007;21:828–56.
- 19 Dijksterhuis WPM, Stroes CI, Tan W-L, *et al.* From presentation to paper: gender disparities in oncological research. *Int J Cancer* 2020;146:3011–21.
- 20 Biskup E, Xin Z, Khanna K, *et al.* Gender balance at oncology conferences in China. *Lancet Oncol* 2020;21:1138–40.
- 21 Richter KP, Clark L, Wick JA, *et al.* Women physicians and promotion in academic medicine. *N Engl J Med* 2020;383:2148–57.
- 22 Campbell LG, Mehtani S, Dozier ME, *et al.* Gender-heterogeneous working groups produce higher quality science. *PLoS One* 2013;8:e79147.
- 23 Banerjee S, Dafni U, Allen T, *et al.* Gender-Related challenges facing oncologists: the results of the ESMO women for oncology Committee survey. *ESMO Open* 2018;3:e000422.
- 24 Babcock L, Peyser B, Vesterlund L. *The No club: putting a stop to women's dead-end work*. 1st edn. Piatkus, 2022.