

# Lawrence Berkeley National Laboratory

## Recent Work

### Title

DECAY MODES AND WIDTH OF THE MESON

### Permalink

<https://escholarship.org/uc/item/2z6245qm>

### Authors

Bastien, Pierre L.

Berge, J. Peter

Dahl, Orin I.

et al.

### Publication Date

1961-12-27

University of California  
Ernest O. Lawrence  
Radiation Laboratory

TWO-WEEK LOAN COPY

*This is a Library Circulating Copy  
which may be borrowed for two weeks.  
For a personal retention copy, call  
Tech. Info. Division, Ext. 5545*

Berkeley, California

## DISCLAIMER

This document was prepared as an account of work sponsored by the United States Government. While this document is believed to contain correct information, neither the United States Government nor any agency thereof, nor the Regents of the University of California, nor any of their employees, makes any warranty, express or implied, or assumes any legal responsibility for the accuracy, completeness, or usefulness of any information, apparatus, product, or process disclosed, or represents that its use would not infringe privately owned rights. Reference herein to any specific commercial product, process, or service by its trade name, trademark, manufacturer, or otherwise, does not necessarily constitute or imply its endorsement, recommendation, or favoring by the United States Government or any agency thereof, or the Regents of the University of California. The views and opinions of authors expressed herein do not necessarily state or reflect those of the United States Government or any agency thereof or the Regents of the University of California.

UCRL-9977  
Limited distribution

UNIVERSITY OF CALIFORNIA

Lawrence Radiation Laboratory  
Berkeley, California

Contract No. W-7405-eng-48

DECAY MODES AND WIDTH OF THE  $\eta$  MESON

Pierre L. Bastien, J. Peter Berge, Orin I. Dahl,  
Massimiliano Ferro-Luzzi, Donald H. Miller,  
Joseph J. Murray, Arthur H. Rosenfeld,  
and Mason B. Watson

December 27, 1961

DECAY MODES AND WIDTH OF THE  $\eta$  MESON\*

Pierre L. Bastien, J. Peter Berge, Orin I. Dahl,  
 Massimiliano Ferro-Luzzi, Donald H. Miller,  
 Joseph J. Murray, Arthur H. Rosenfeld,  
 and Mason B. Watson

Lawrence Radiation Laboratory and Department of Physics  
 University of California, Berkeley, California

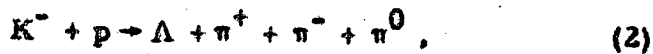
December 27, 1961

In a study of multipion final states produced by 1.23-Bev/c  $\pi^+$  interactions in deuterium, Pevsner et al. have reported that, in addition to a peaking in the mass distribution for neutral three-pion systems at  $M = 764$  Mev observed previously in antiproton annihilations, a marked peaking occurs at  $M = 546$  Mev with a full width at half-maximum  $\Gamma < 25$  Mev.<sup>1</sup> This latter peaking has been interpreted by them as evidence for the decay, via strong interactions, of an unstable particle, the  $\eta$  meson, into a three-pion state whose isotopic spin, angular momentum, and parity remain undetermined.

The threshold for  $\eta$  production by  $K^-$  mesons on protons



is at a  $K^-$  momentum of 725 Mev/c. Reaction (1) with subsequent three-pion decay of  $\eta^0$  via the charged mode,  $\eta_{ch}^0$  produces the final state




while a neutral decay  $\eta_{neut}^0$  yields



We have observed a total of 606 events of the topology of types (2) and (3) produced by 760 and 850 Mev/c  $K^-$  mesons in the Lawrence Radiation Laboratory 15-in. hydrogen bubble chamber. On the basis of the mass distributions shown in Figs. 1 and 2, we conclude that  $\eta^0$  production is involved in both reactions (2) and (3). As indicated in the summary given in Table I we find the cross section for  $\eta^0$  production at 760 Mev/c to be  $(0.63 \pm 0.11)$  mb, and yet, disconcertingly, at 850 Mev/c  $\sigma(\eta^0)$  appears to be  $\leq 0.04$  mb. The branching ratio  $\eta_{ch}^0/\eta_{neut}^0$  at 760 Mev/c is  $0.31 \pm 0.11$ .

Figure 1 and Fig. 2 (bottom) are histograms of the mass of the neutrals in reaction (3). Figure 2 (top) shows a histogram of the effective mass  $M_{3\pi}$  of the three pions in reaction (2). Using the errors calculated by the fitting program KICK, we have obtained the resolution of our system from a resolution function generated in a manner described in detail by Maglic et al.<sup>2</sup> We have further calibrated our errors by using the reaction



to calculate the mass of the neutron and its error. The central values were obtained by plotting Gaussian ideograms. The results are summarized in Table II. Considering the uncertainties in <sup>our experimental</sup> the widths of ~~our histograms~~, we estimate an upper limit of  $\Gamma = 7$  Mev on the width.

It is of interest to determine the extent to which our data may be used to constrain the assignment of possible spin-parity states to the  $\eta$ . We assume that the  $\eta$  has  $I = 0^3$  and consider two cases, charge conjugation  $C = -1$  and  $+1$ . Since the G parity of a neutral meson obeys the rule  $G = C(-1)^I$ , then for  $I = 0$ , we have  $G = C$ . For  $G = C = -1$ , decay into  $\pi^+ \pi^- \pi^0$  represents an allowed transition. However, the complete spatial antisymmetry of the  $I = 0$  three-pion state (a) forbids decay into  $\pi^0 \pi^0 \pi^0$  and (b) ensures six-fold symmetry for the density of points on a Dalitz plot. Though this latter condition is not well-satisfied by our data (see Fig. 3),

we may tentatively assume that the deviations represent a statistical fluctuation, and examine the consistency of the data with the simplest spin-parity, G parity assignments for the three-pion system:  $0^{--}$ ,  $1^{--}$ ,  $1^{+-}$ . The general behavior of these spatial states has been discussed by Maglič et al.<sup>2</sup> In particular, the matrix element for the  $1^{--}$  state must vanish at the boundary of the Dalitz plot, while for the  $0^{--}$  and  $1^{+-}$  states, its value must tend to zero in the center of the Dalitz plot. Though of limited statistical significance, our data do not favor any of these hypotheses.<sup>4, 5</sup>

If C and G for the  $\eta$  are +1, decay into two or four pions might be expected but has not been observed. Four-pion decays may be absent because the Q value in that case is approximately zero. For  $J \leq 1$ , there are four spin-parity assignments:  $0^+$ ,  $0^-$ ,  $1^+$ ,  $1^-$ . The first,  $0^+$ , would decay strongly <sup>into</sup>  $2\pi$ ; the last three cannot. Decay into three pions may still occur, but only via virtual electromagnetic transitions, which change G to -1 and I to 1.<sup>6</sup> With  $I = 1$ , decay into  $\pi^0 \pi^0 \pi^0$  is possible with the branching ratio  $\Gamma(\pi^0 \pi^0 \pi^0) / \Gamma(\pi^+ \pi^- \pi^0) \leq 3/2$ . The measured branching ratio  $\eta_{\text{ch}}^{\text{neu}} / \eta_{\text{ch}} \approx 3$  leads to the conclusion that radiative decays must be present. Since the decay reactions are invariant under charge conjugation, the neutral decay mode  $\eta \rightarrow \gamma + \text{any number of } \pi^0$  <sup>is forbidden</sup> while  $\eta \rightarrow \pi^+ + \pi^- + \gamma$  and  $\eta \rightarrow \gamma + \gamma$  (the latter only for  $0^{-+}$ ) are allowed. We have systematically examined all events leading to  $\Lambda \pi^+ \pi^-$  in the final state for consistency with the hypothesis  $K^- + p \rightarrow \Lambda + \eta$  followed by  $\eta \rightarrow \pi^+ + \pi^- + \gamma$ , with a negative result. We conclude that  $\Gamma(\pi^+ \pi^- \gamma) / \Gamma(\pi^+ \pi^- \pi^0) < 1/20$  and, if the  $\eta$  is  $0^{-+}$ ,  $\Gamma(\pi^+ \pi^- \gamma) / \Gamma(\gamma\gamma) < 1/10$ .<sup>7</sup> It is unexpected, but not impossible, that these two radiative modes are as slow as <sup>the G-forbidden</sup>  $3\pi$  mode.

Table III lists the simplest forms of the matrix elements for the three cases under consideration. The simplest matrix element for the case  $0^{-+}$  is a constant. We see from Fig. 3 that the Dalitz plot is not uniform,

but rather favors low-energy  $T_{\pi^0}$ . However this result could still be consistent with a  $0^{-+}$  meson. That is, the population of the Dalitz plot in the simplest case of a forbidden three-pion decay could be nonuniform for various reasons; for example, as a result of strong final-state interactions or because of the effects of electromagnetic interactions in the decay process itself (for example, if the three pions are formed between the emission and absorption of the virtual photon, then the reabsorption of the photon would distinguish between charged and neutral pions).

The simplest matrix element for the case  $1^{-+}$  requires that the population of the Dalitz plot tend to zero along the  $T_{\pi^0}$  axis and the boundary. Similarly, for the case  $1^{++}$  one would expect a vanishing population at  $T_{\pi^0} = 0$ . Again with limited statistical significance, the Dalitz plot in Fig. 3 does not favor either of these possibilities.<sup>8</sup>

We conclude that our results are most consistent with the quantum numbers  $0^{-+}$  for the  $\eta$  (these are the same as the quantum numbers of the  $\chi$  meson introduced in the "eight-fold way" of Gell-Mann).<sup>9</sup> Statistical limitations and background do not permit us to rule out the case  $1^{--}$  with certainty.

We wish to acknowledge the help of Professors L. W. Alvarez, M. Gell-Mann, and M. L. Stevenson, Dr. R. W. Huff, and Mr. J. Kirz.



## FOOTNOTES AND REFERENCES

\* Work supported by U. S. Atomic Energy Commission.

† National Academy of Science Fellow.

1. A. Pevsner, R. Kraemer, M. Nussbaum, C. Richardson, P. Schlein, R. Strand, T. Toohig, M. Block, A. Engler, R. Gessaroli, and C. Meltzer, *Phys. Rev. Letters* 7, 421 (1961).
2. B. C. Maglić, L. W. Alvarez, A. H. Rosenfeld, and M. L. Stevenson, *Phys. Rev. Letters* 7, 178 (1961); M. L. Stevenson, L. W. Alvarez, B. C. Maglić, and A. H. Rosenfeld, *Phys. Rev.* (to be published);.
3. D. D. Carmony, A. H. Rosenfeld, and R. T. Van de Walle, submitted to *Phys. Rev. Letters*; also D. Prowse, U. C. L. A., private communication.
4. The authors of reference 1 inform us that, within their equally limited statistics, their Dalitz plot is consistent with  $1^{--}$ .
5. If  $\eta$  is  $1^{--}$  (like  $\omega$ ) then the following comparison suggests that its width should indeed be much less than our 7-Mev upper limit. It is known that  $\Gamma_{\omega} < 24$  Mev, and  $\Gamma \propto |E_1 P_2 P_3|^2 Q^2$  (the matrix element  $M$  is proportional to  $E_1 (\vec{P}_2 \times \vec{P}_3)$  and the area of the Dalitz plot varies as  $Q^2 = (m_{\omega} - m_{3\pi})^2$ ) which drops by a factor of  $\sim 100$  when we substitute  $m_{\eta} = 550$  Mev instead of  $m_{\omega} = 780$  Mev. Thus we expect a partial width  $\Gamma < 0.24$  Mev. Presumably the dominant decay rate is  $\Gamma(\eta^0 \rightarrow \pi^0 + \gamma)$ , which has been estimated at 0.03 Mev [see J. J. Sakurai, *Phys. Rev. Letters* 1, 355 (1961)] in which case  $\Gamma(\eta_{ch}^0)$  is about 0.01 Mev.

- 6. The  $3\pi$  final state must have  $G = -1$ , but  $C$  must still be  $+1$ . By the rule  $G = C(-1)^I$  for neutral particles,  $I$  must then have changed to an odd number. We assume emission and absorption of a single photon ( $\Delta I \leq 1$  for each process), so  $I = 0$  can lead only to  $I = 1$ . This analysis is equivalent to that of H. P. Duerr and W. Heisenberg (The Quantum Numbers of the  $\Omega$  Meson, " unpublished work) Max-Planck-Institut für Physik und Astrophysik, München, Germany.
- 7. M. Gell-Mann (California Institute of Technology, Pasadena, private communication) has estimated  $\Gamma(\gamma\gamma)/\Gamma(\pi^+\pi^-\pi^0) \approx \frac{4}{3}$ , not ~~for  $\Omega$~~  not ~~our observed ratio  $\frac{1}{3}$~~ . inconsistent with our data.
- 8. Another argument against  $1^{-+}$  and  $1^{++}$  is that they have no way to decay copiously into neutrals.  $\Gamma(\pi^0\pi^0\pi^0)/\Gamma(\pi^+\pi^-\pi^0)$  must be  $\ll 1$ , and  ~~$\gamma + \pi^0$~~ ,  $\gamma + \pi^0$ ,  $\gamma + n\pi^0$ , and  $\gamma + \gamma$  are all forbidden.
- 9. M. Gell-Mann, California Institute of Technology Scientific Laboratory Report CT-SL-20, (unpublished).

Table I. Production of  $\eta$  mesons and background<sup>a</sup>

	760 Mev/c		850 Mev/c	
	$\sigma(\text{mb})$	Events	$\sigma(\text{mb})$	Events
$\sigma(\Lambda + \text{neutrals})$	$6.0 \pm 0.4$	408	$4.1 \pm 0.4$	148
$\sigma(\eta^{\circ} \text{neut})$	$0.48 \pm 0.10$	33	$< 0.02 \pm 0.02$	$\leq 1$
$\sigma(\Lambda \pi^+ \pi^- \pi^{\circ})$	$0.20 \pm 0.05$	27	$0.15 \pm 0.05$	23
$\sigma(\eta^{\circ} \text{ch})$	$0.15 \pm 0.05$	20	$< 0.02 \pm 0.02$	$< 3$
$E(\text{c. m.}) - (m_{\Lambda} + m_{\eta})$	20 Mev <sup>b</sup>		63 Mev	

a. The path lengths scanned for reactions (2) and (3) were in the ratio of 1.64/1.0

b. This row is the Q value for  $\Lambda + \eta$  production

Table II. Calculations of masses and widths

	$\Gamma_{\text{resolution}}$ (Mev)	$\Gamma_{\text{histogram}}$ (Mev)	Central value of ideogram (Mev)
$\eta^{\circ} \text{neut}$ in reaction (4)	14	12	$550 \pm 1.5$
$\eta^{\circ} \text{ch}$ in reaction (3)	12	12	$548 \pm 2.0$
Neutron in $K^- + p \rightarrow \bar{K}^0 + n$	20	22	$941 \pm 1.0$

Table III. The G-forbidden  $3\pi$  decays<sup>a</sup>

Meson	$J, L$	Simplest matrix element	Vanishes at	Dominant radiative decay modes
$0^{-+}$	0, 0	$a \cdot 1^b$	nowhere	$2\gamma, \pi^+ \pi^- \gamma$
$1^{++}$	1, 0	$a \cdot \vec{p}$	$T_{\pi^0} = 0$	$\pi^+ \pi^- \gamma$
$1^{-+}$	2, 2	$a(\vec{p} \times \vec{q}) \cdot (\vec{p} \cdot \vec{q})$	$T_{\pi^0}$ axis and boundary	$\pi^+ \pi^- \gamma$

- a. The matrix element is analyzed in terms of a  $\pi^+ \pi^-$  pair and a  $\pi^0$ . The  $\pi^+ \pi^-$  pair is assigned momentum  $\vec{q}$  and angular momentum  $\vec{L}$ . The remaining  $\pi^0$  is described in the  $3\pi$  rest frame by momentum  $\vec{p}$  and angular momentum  $\vec{I}$ .
- b. The factor  $a$  (fine-structure constant) appears since G-forbidden transitions require that the decay proceed via electromagnetic interaction.

## FIGURE LEGENDS

Fig. 1. Missing-mass spectrum for 408 events corresponding to reaction (3).

The peak to the left corresponds to the final state  $\Lambda\pi^0$ . Most of the events to the right of the  $\pi^0$  peak and below a mass of 434 Mev correspond to  $\Sigma^0\pi^0$  production where  $\Sigma^0 \rightarrow \Lambda + \gamma$ . In the peak to the right 33 events have been attributed to  $\eta$ 's (see Fig. 2, bottom). The other possible final states are  $\Sigma^0\pi^0\pi^0$ ,  $\Lambda\pi^0\pi^0$ , and  $\Lambda\pi^0\pi^+\pi^-$ . The dashed curve represents the phase space allowable by charge independence for  $\Lambda\pi^0\pi^0$ . (If we assume that all our  $\Lambda\pi^+\pi^-\pi^0$  are background events (i. e., no  $\eta$  production) then charge independence requires  $\sigma(\Lambda\pi^+\pi^-\pi^0)/\sigma(\Lambda\pi^0\pi^0\pi^0) > 2/3$ .) Phase space for  $\Lambda\pi^0\pi^0$  starts at  $2\pi^0$ , and phase space for  $\Sigma\pi^0\pi^0$  at 285 Mev. It should be noted that the maximum cross section for  $\Lambda\pi^0\pi^0$  is about 0.35 mb; i. e., we know that the ratio  $\sigma(K^-p \rightarrow \Lambda\pi^0\pi^-)/\sigma(K^-p \rightarrow \Lambda\pi^+\pi^-) = 1.4$  from  $K^-$  in deuterium at 760 Mev/c (Prowse et al., UCLA, private communication). We know further that  $\sigma(K^-p \rightarrow \Lambda\pi^+\pi^-) = 2.9$  mb from  $K^-$  in hydrogen at 760 Mev/c. Using these facts and charge independence, one gets a maximum cross section for  $\Lambda\pi^0\pi^0$  of about 0.35 mb.

Fig. 2. (Top) The  $M_{3\pi}$  spectrum from reaction (2). The solid curve is Lorentz-invariant phase space normalized to the 27  $\Lambda\pi^+\pi^-\pi^0$  events. Such a curve predicts 14 events below 530 Mev which are not there. Consequently another dashed curve has been drawn normalized to the four events to the left of 530 Mev. This implies that there are three background events above 530 Mev. It should be remarked further that the cross section for  $K^-n \rightarrow \Lambda\pi^+\pi^-\pi^0$  at 760 Mev/c is about zero [D. Prowse, U. C. L. A., private communication], meaning that

the  $\Lambda$   $3\pi$  channel seems to be  $I = 0$  at that momentum. Therefore there should not be any  $K^- p \rightarrow Y_0^{*0} \pi^0$  final state present at 760 Mev/c. (Bottom) The high-energy part of Fig. 1. The fact that the width of the resolution function is larger than the histogram width can be attributed to a statistical fluctuation or a slight misassignment of our errors.

Fig. 3. Normalized Dalitz plot for 23 of the 27 events of Fig. 2 (top). The four events with  $M_{3\pi} < 530$  Mev were interpreted as background and excluded. As shown in Fig. 2 (top), three or four of the remaining events are probably also background. Charge-conjugation invariance allows us to fold the plot about the  $T_{\pi^0}$  axis. For  $G = -1$ , the plot can be folded again about the  $T_{\pi^+}$  and  $T_{\pi^-}$  axes. <sup>(b) and (c)</sup> No control-region plot is presented, since we have only four events clearly outside the  $\eta_{ch}^0$  peak.

$K^- + P \rightarrow \Lambda + \text{neutrals}$  (408 events)

38 events in  $\eta$  peak

$$\sigma_{\eta_{\text{neut}}} = 0.48 \pm 0.10 \text{ mb}$$

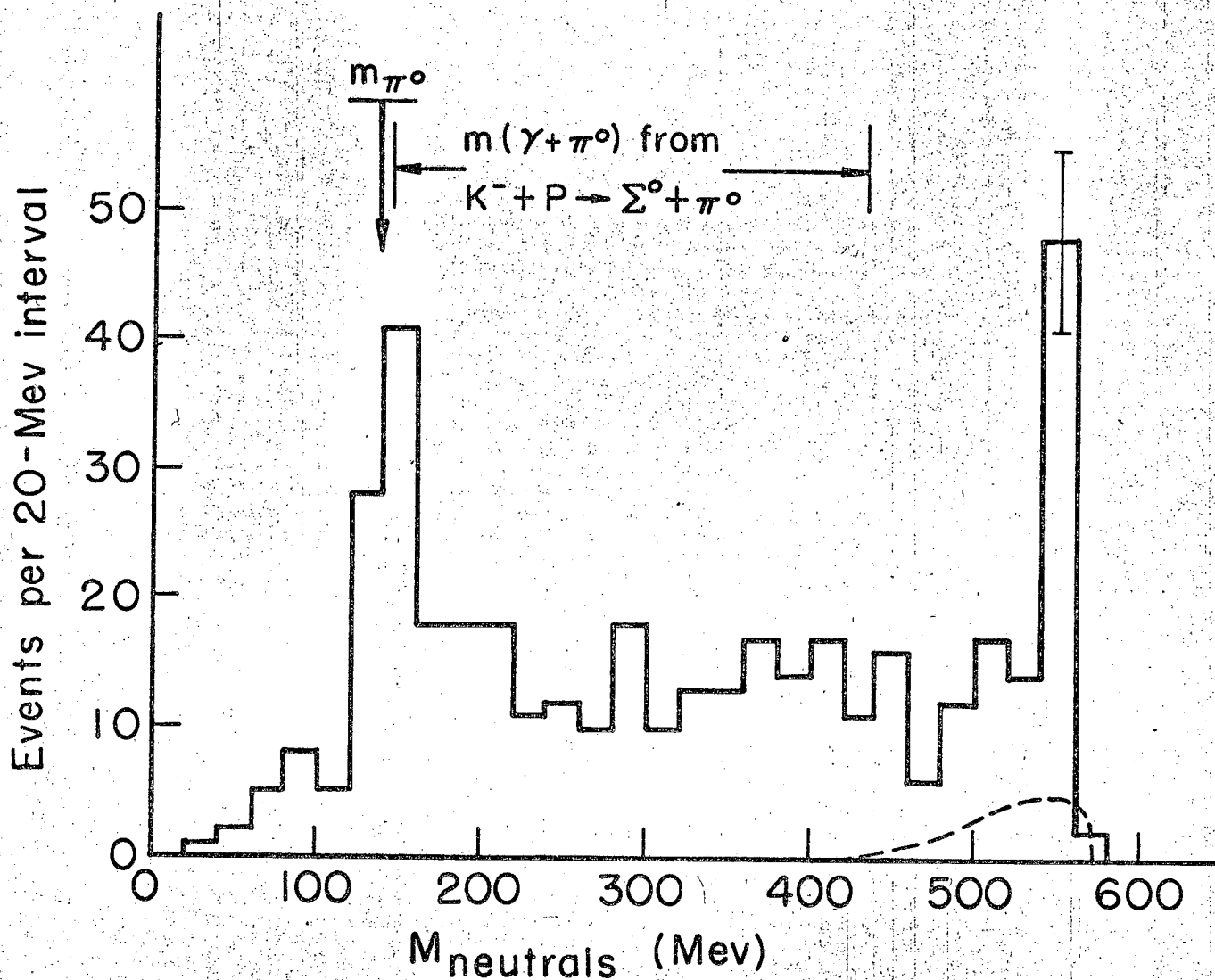


Fig 1

MU-25346

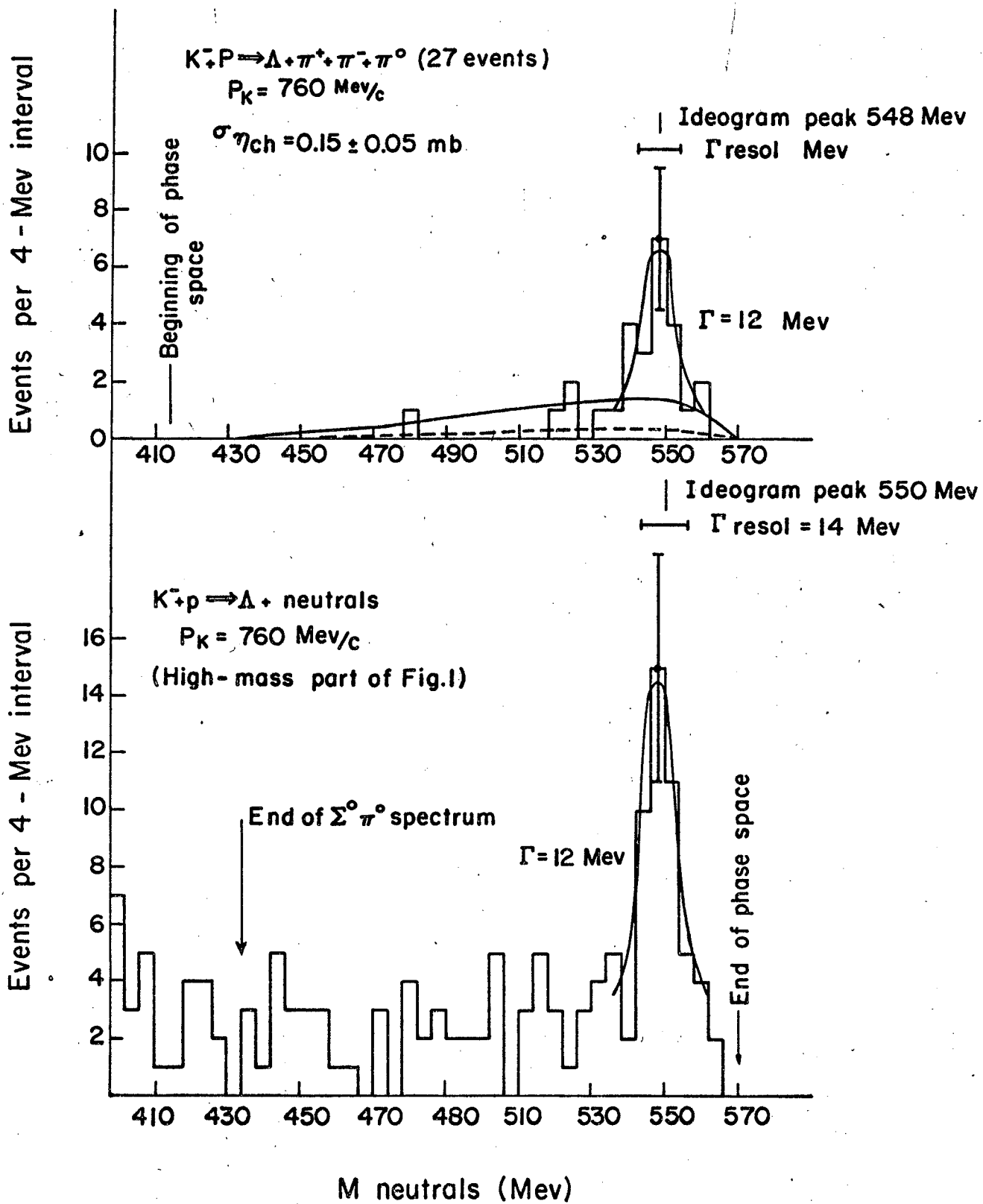


Fig 2



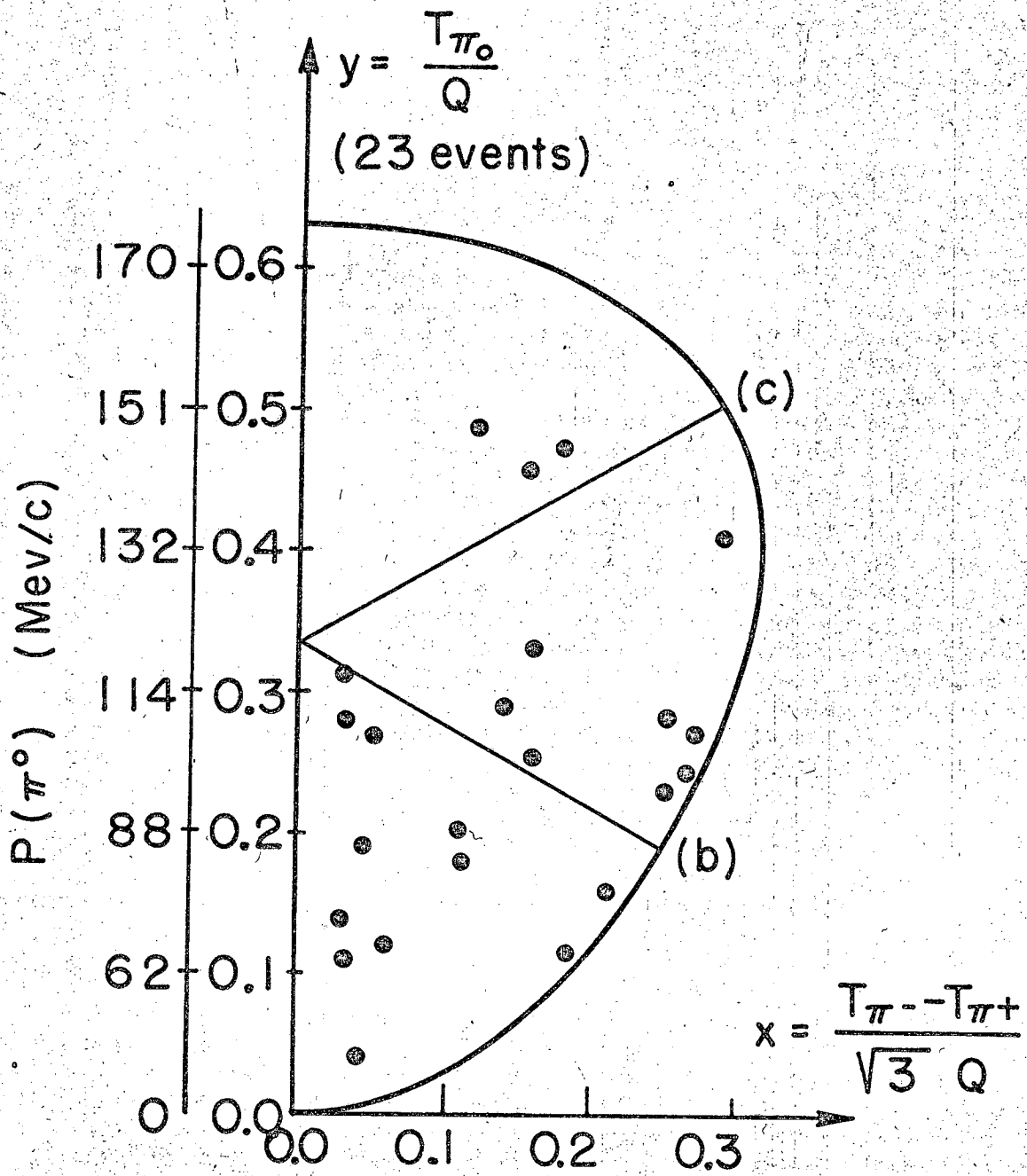


Fig 3