

# UC Davis

## UC Davis Previously Published Works

### Title

Measurement of the forward-backward asymmetry in low-mass bottom-quark pairs produced in proton-antiproton collisions

### Permalink

<https://escholarship.org/uc/item/2w66n5xk>

### Journal

Physical Review D, 93(11)

### ISSN

2470-0010

### Authors

Aaltonen, T  
Amerio, S  
Amidei, D  
[et al.](#)

### Publication Date

2016-06-01

### DOI

10.1103/physrevd.93.112003

Peer reviewed

## Measurement of the forward-backward asymmetry in low-mass bottom-quark pairs produced in proton-antiproton collisions

T. Aaltonen,<sup>21</sup> S. Amerio,<sup>39a,39b</sup> D. Amidei,<sup>31</sup> A. Anastassov,<sup>15,w</sup> A. Annovi,<sup>17</sup> J. Antos,<sup>12</sup> G. Apollinari,<sup>15</sup> J. A. Appel,<sup>15</sup> T. Arisawa,<sup>51</sup> A. Artikov,<sup>13</sup> J. Asaadi,<sup>47</sup> W. Ashmanskas,<sup>15</sup> B. Auerbach,<sup>2</sup> A. Aurisano,<sup>47</sup> F. Azfar,<sup>38</sup> W. Badgett,<sup>15</sup> T. Bae,<sup>25</sup> A. Barbaro-Galtieri,<sup>26</sup> V. E. Barnes,<sup>43</sup> B. A. Barnett,<sup>23</sup> P. Barria,<sup>41a,41c</sup> P. Bartos,<sup>12</sup> M. Bauce,<sup>39a,39b</sup> F. Bedeschi,<sup>41a</sup> S. Behari,<sup>15</sup> G. Bellettini,<sup>41a,41b</sup> J. Bellinger,<sup>53</sup> D. Benjamin,<sup>14</sup> A. Beretvas,<sup>15</sup> A. Bhatti,<sup>45</sup> K. R. Bland,<sup>5</sup> B. Blumenfeld,<sup>23</sup> A. Bocci,<sup>14</sup> A. Bodek,<sup>44</sup> D. Bortoletto,<sup>43</sup> J. Boudreau,<sup>42</sup> A. Boveia,<sup>11</sup> L. Brigliadori,<sup>6a,6b</sup> C. Bromberg,<sup>32</sup> E. Brucken,<sup>21</sup> J. Budagov,<sup>13</sup> H. S. Budd,<sup>44</sup> K. Burkett,<sup>15</sup> G. Busetto,<sup>39a,39b</sup> P. Bussey,<sup>19</sup> P. Butti,<sup>41a,41b</sup> A. Buzatu,<sup>19</sup> A. Calamba,<sup>10</sup> S. Camarda,<sup>4</sup> M. Campanelli,<sup>28</sup> F. Canelli,<sup>11,ee</sup> B. Carls,<sup>22</sup> D. Carlsmith,<sup>53</sup> R. Carosi,<sup>41a</sup> S. Carrillo,<sup>16,1</sup> B. Casal,<sup>9,j</sup> M. Casarsa,<sup>48a</sup> A. Castro,<sup>6a,6b</sup> P. Catastini,<sup>20</sup> D. Cauz,<sup>48a,48b,48c</sup> V. Cavaliere,<sup>22</sup> A. Cerri,<sup>26,e</sup> L. Cerrito,<sup>28,r</sup> Y. C. Chen,<sup>1</sup> M. Chertok,<sup>7</sup> G. Chiarelli,<sup>41a</sup> G. Chlachidze,<sup>15</sup> K. Cho,<sup>25</sup> D. Chokheli,<sup>13</sup> A. Clark,<sup>18</sup> C. Clarke,<sup>52</sup> M. E. Convery,<sup>15</sup> J. Conway,<sup>7</sup> M. Corbo,<sup>15,z</sup> M. Cordelli,<sup>17</sup> C. A. Cox,<sup>7</sup> D. J. Cox,<sup>7</sup> M. Cremonesi,<sup>41a</sup> D. Cruz,<sup>47</sup> J. Cuevas,<sup>9,y</sup> R. Culbertson,<sup>15</sup> N. d'Ascenzo,<sup>15,v</sup> M. Datta,<sup>15,hh</sup> P. de Barbaro,<sup>44</sup> L. Demortier,<sup>45</sup> M. Deninno,<sup>6a</sup> M. D'Errico,<sup>39a,39b</sup> F. Devoto,<sup>21</sup> A. Di Canto,<sup>41a,41b</sup> B. Di Ruzza,<sup>15,p</sup> J. R. Dittmann,<sup>5</sup> S. Donati,<sup>41a,41b</sup> M. D'Onofrio,<sup>27</sup> M. Dorigo,<sup>48a,48d</sup> A. Driutti,<sup>48a,48b,48c</sup> K. Ebina,<sup>51</sup> R. Edgar,<sup>31</sup> R. Erbacher,<sup>7</sup> S. Errede,<sup>22</sup> B. Esham,<sup>22</sup> S. Farrington,<sup>38</sup> J. P. Fernández Ramos,<sup>29</sup> R. Field,<sup>16</sup> G. Flanagan,<sup>15,t</sup> R. Forrest,<sup>7</sup> M. Franklin,<sup>20</sup> J. C. Freeman,<sup>15</sup> H. Frisch,<sup>11</sup> Y. Funakoshi,<sup>51</sup> C. Galloni,<sup>41a,41b</sup> A. F. Garfinkel,<sup>43</sup> P. Garosi,<sup>41a,41c</sup> H. Gerberich,<sup>22</sup> E. Gerchtein,<sup>15</sup> S. Giagu,<sup>46a</sup> V. Giakoumopoulou,<sup>3</sup> K. Gibson,<sup>42</sup> C. M. Ginsburg,<sup>15</sup> N. Giokaris,<sup>3</sup> P. Giromini,<sup>17</sup> V. Glagolev,<sup>13</sup> D. Glenzinski,<sup>15</sup> M. Gold,<sup>34</sup> D. Goldin,<sup>47</sup> A. Golossanov,<sup>15</sup> G. Gomez,<sup>9</sup> G. Gomez-Ceballos,<sup>30</sup> M. Goncharov,<sup>30</sup> O. González López,<sup>29</sup> I. Gorelov,<sup>34</sup> A. T. Goshaw,<sup>14</sup> K. Goulianos,<sup>45</sup> E. Gramellini,<sup>6a</sup> C. Grosso-Pilcher,<sup>11</sup> J. Guimaraes da Costa,<sup>20</sup> S. R. Hahn,<sup>15</sup> J. Y. Han,<sup>44</sup> F. Happacher,<sup>17</sup> K. Hara,<sup>49</sup> M. Hare,<sup>50</sup> R. F. Harr,<sup>52</sup> T. Harrington-Taber,<sup>15,m</sup> K. Hatakeyama,<sup>5</sup> C. Hays,<sup>38</sup> J. Heinrich,<sup>40</sup> M. Herndon,<sup>53</sup> A. Hocker,<sup>15</sup> Z. Hong,<sup>47</sup> W. Hopkins,<sup>15,f</sup> S. Hou,<sup>1</sup> R. E. Hughes,<sup>35</sup> U. Husemann,<sup>54</sup> M. Hussein,<sup>32,cc</sup> J. Huston,<sup>32</sup> G. Introzzi,<sup>41a,41e,41f</sup> M. Iori,<sup>46a,46b</sup> A. Ivanov,<sup>7,o</sup> E. James,<sup>15</sup> D. Jang,<sup>10</sup> B. Jayatilaka,<sup>15</sup> E. J. Jeon,<sup>25</sup> S. Jindariani,<sup>15</sup> M. Jones,<sup>43</sup> K. K. Joo,<sup>25</sup> S. Y. Jun,<sup>10</sup> T. R. Junk,<sup>15</sup> M. Kambeitz,<sup>24</sup> T. Kamon,<sup>25,47</sup> P. E. Karchin,<sup>52</sup> A. Kashi,<sup>5</sup> Y. Kato,<sup>37,n</sup> W. Ketchum,<sup>11,ii</sup> J. Keung,<sup>40</sup> B. Kilminster,<sup>15,ee</sup> D. H. Kim,<sup>25</sup> H. S. Kim,<sup>15,bb</sup> J. E. Kim,<sup>25</sup> M. J. Kim,<sup>17</sup> S. H. Kim,<sup>49</sup> S. B. Kim,<sup>25</sup> Y. J. Kim,<sup>25</sup> Y. K. Kim,<sup>11</sup> N. Kimura,<sup>51</sup> M. Kirby,<sup>15</sup> K. Kondo,<sup>51,\*</sup> D. J. Kong,<sup>25</sup> J. Konigsberg,<sup>16</sup> A. V. Kotwal,<sup>14</sup> M. Kreps,<sup>24</sup> J. Kroll,<sup>40</sup> M. Kruse,<sup>14</sup> T. Kuhr,<sup>24</sup> M. Kurata,<sup>49</sup> A. T. Laasanen,<sup>43</sup> S. Lammel,<sup>15</sup> M. Lancaster,<sup>28</sup> K. Lannon,<sup>35,x</sup> G. Latino,<sup>41a,41c</sup> H. S. Lee,<sup>25</sup> J. S. Lee,<sup>25</sup> S. Leo,<sup>22</sup> S. Leone,<sup>41a</sup> J. D. Lewis,<sup>15</sup> A. Limosani,<sup>14,s</sup> E. Lipeles,<sup>40</sup> A. Lister,<sup>18,a</sup> Q. Liu,<sup>43</sup> T. Liu,<sup>15</sup> S. Lockwitz,<sup>27,i</sup> A. Loginov,<sup>54</sup> D. Lucchesi,<sup>39a,39b</sup> A. Lucà,<sup>17</sup> J. Lueck,<sup>24</sup> P. Lujan,<sup>26</sup> P. Lukens,<sup>15</sup> G. Lungu,<sup>45</sup> J. Lys,<sup>26</sup> R. Lysak,<sup>12,d</sup> R. Madrak,<sup>15</sup> P. Maestro,<sup>41a,41c</sup> O. Majersky,<sup>12</sup> S. Malik,<sup>45</sup> G. Manca,<sup>27,b</sup> A. Manousakis-Katsikakis,<sup>3</sup> L. Marchese,<sup>6a,ji</sup> F. Margaroli,<sup>46a</sup> P. Marino,<sup>41a,41d</sup> K. Matera,<sup>22</sup> M. E. Mattson,<sup>52</sup> A. Mazzacane,<sup>15</sup> P. Mazzanti,<sup>6a</sup> R. McNulty,<sup>27,i</sup> A. Mehta,<sup>27</sup> P. Mehtala,<sup>21</sup> C. Mesropian,<sup>45</sup> T. Miao,<sup>15</sup> D. Mietlicki,<sup>31</sup> A. Mitra,<sup>1</sup> H. Miyake,<sup>49</sup> S. Moed,<sup>15</sup> N. Moggi,<sup>6a</sup> C. S. Moon,<sup>15,z</sup> R. Moore,<sup>15,ft,gg</sup> M. J. Morello,<sup>41a,41d</sup> A. Mukherjee,<sup>15</sup> Th. Muller,<sup>24</sup> P. Murat,<sup>15</sup> M. Mussini,<sup>6a,6b</sup> J. Nachtman,<sup>15,m</sup> Y. Nagai,<sup>49</sup> J. Naganoma,<sup>51</sup> I. Nakano,<sup>36</sup> A. Napier,<sup>50</sup> J. Nett,<sup>47</sup> T. Nigmanov,<sup>42</sup> L. Nodulman,<sup>2</sup> S. Y. Noh,<sup>25</sup> O. Norniella,<sup>22</sup> L. Oakes,<sup>38</sup> S. H. Oh,<sup>14</sup> Y. D. Oh,<sup>25</sup> T. Okusawa,<sup>37</sup> R. Orava,<sup>21</sup> L. Ortolan,<sup>4</sup> C. Pagliarone,<sup>48a</sup> E. Palencia,<sup>9,e</sup> P. Palni,<sup>34</sup> V. Papadimitriou,<sup>15</sup> W. Parker,<sup>53</sup> G. Pauletta,<sup>48a,48b,48c</sup> M. Paulini,<sup>10</sup> C. Paus,<sup>30</sup> T. J. Phillips,<sup>14</sup> G. Piacentino,<sup>15,q</sup> E. Pianori,<sup>40</sup> J. Pilot,<sup>7</sup> K. Pitts,<sup>22</sup> C. Plager,<sup>8</sup> L. Pondrom,<sup>53</sup> S. Poprocki,<sup>15,f</sup> K. Potamianos,<sup>26</sup> A. Pranko,<sup>26</sup> F. Prokoshin,<sup>13,aa</sup> F. Ptohos,<sup>17,g</sup> G. Punzi,<sup>41a,41b</sup> I. Redondo Fernández,<sup>29</sup> P. Renton,<sup>38</sup> M. Rescigno,<sup>46a</sup> F. Rimondi,<sup>6a,\*</sup> L. Ristori,<sup>41a,15</sup> A. Robson,<sup>19</sup> T. Rodriguez,<sup>40</sup> S. Rolli,<sup>50,h</sup> M. Ronzani,<sup>41a,41b</sup> R. Roser,<sup>15</sup> J. L. Rosner,<sup>11</sup> F. Ruffini,<sup>41a,41c</sup> A. Ruiz,<sup>9</sup> J. Russ,<sup>10</sup> V. Rusu,<sup>15</sup> W. K. Sakumoto,<sup>44</sup> Y. Sakurai,<sup>51</sup> L. Santi,<sup>48a,48b,48c</sup> K. Sato,<sup>49</sup> V. Saveliev,<sup>15,v</sup> A. Savoy-Navarro,<sup>15,z</sup> P. Schlabach,<sup>15</sup> E. E. Schmidt,<sup>15</sup> T. Schwarz,<sup>31</sup> L. Scodellaro,<sup>9</sup> F. Scuri,<sup>41a</sup> S. Seidel,<sup>34</sup> Y. Seiya,<sup>37</sup> A. Semenov,<sup>13</sup> F. Sforza,<sup>41a,41b</sup> S. Z. Shalhout,<sup>7</sup> T. Shears,<sup>27</sup> P. F. Shepard,<sup>42</sup> M. Shimojima,<sup>49,u</sup> M. Shochet,<sup>11</sup> I. Shreyber-Tecker,<sup>33</sup> A. Simonenko,<sup>13</sup> K. Sliwa,<sup>50</sup> J. R. Smith,<sup>7</sup> F. D. Snider,<sup>15</sup> H. Song,<sup>42</sup> V. Sorin,<sup>4</sup> R. St. Denis,<sup>19,\*</sup> M. Stancari,<sup>15</sup> D. Stentz,<sup>15,w</sup> J. Strologas,<sup>34</sup> Y. Sudo,<sup>49</sup> A. Sukhanov,<sup>15</sup> I. Suslov,<sup>13</sup> K. Takemasa,<sup>49</sup> Y. Takeuchi,<sup>49</sup> J. Tang,<sup>11</sup> M. Tecchio,<sup>31</sup> P. K. Teng,<sup>1</sup> J. Thom,<sup>15,f</sup> E. Thomson,<sup>40</sup> V. Thukral,<sup>47</sup> D. Toback,<sup>47</sup> S. Tokar,<sup>12</sup> K. Tollefson,<sup>32</sup> T. Tomura,<sup>49</sup> D. Tonelli,<sup>15,e</sup> S. Torre,<sup>17</sup> D. Torretta,<sup>15</sup> P. Totaro,<sup>39a</sup> M. Trovato,<sup>41a,41d</sup> F. Ukegawa,<sup>49</sup> S. Uozumi,<sup>25</sup> F. Vázquez,<sup>16,1</sup> G. Velev,<sup>15</sup> C. Vellidis,<sup>15</sup> C. Vernieri,<sup>41a,41d</sup> M. Vidal,<sup>43</sup> R. Vilar,<sup>9</sup> J. Vizán,<sup>9,dd</sup> M. Vogel,<sup>34</sup> G. Volpi,<sup>17</sup> P. Wagner,<sup>40</sup> R. Wallny,<sup>15,j</sup> S. M. Wang,<sup>1</sup> D. Waters,<sup>28</sup> W. C. Wester III,<sup>15</sup> D. Whiteson,<sup>40,c</sup> A. B. Wicklund,<sup>2</sup> S. Wilbur,<sup>7</sup> H. H. Williams,<sup>40</sup> J. S. Wilson,<sup>31</sup> P. Wilson,<sup>15</sup> B. L. Winer,<sup>35</sup> P. Wittich,<sup>15,f</sup> S. Wolbers,<sup>15</sup> H. Wolfe,<sup>35</sup> T. Wright,<sup>31</sup> X. Wu,<sup>18</sup> Z. Wu,<sup>5</sup> K. Yamamoto,<sup>37</sup> D. Yamato,<sup>37</sup> T. Yang,<sup>15</sup> U. K. Yang,<sup>25</sup> Y. C. Yang,<sup>25</sup> W.-M. Yao,<sup>26</sup> G. P. Yeh,<sup>15</sup> K. Yi,<sup>15,m</sup> J. Yoh,<sup>15</sup> K. Yorita,<sup>51</sup> T. Yoshida,<sup>37,k</sup> G. B. Yu,<sup>14</sup> I. Yu,<sup>25</sup> A. M. Zanetti,<sup>48a</sup> Y. Zeng,<sup>14</sup> C. Zhou,<sup>14</sup> and S. Zucchelli<sup>6a,6b</sup>

(CDF Collaboration)

- <sup>1</sup>*Institute of Physics, Academia Sinica, Taipei, Taiwan 11529, Republic of China*  
<sup>2</sup>*Argonne National Laboratory, Argonne, Illinois 60439, USA*  
<sup>3</sup>*University of Athens, 157 71 Athens, Greece*  
<sup>4</sup>*Institut de Fisica d'Altes Energies, ICREA, Universitat Autònoma de Barcelona, E-08193, Bellaterra (Barcelona), Spain*  
<sup>5</sup>*Baylor University, Waco, Texas 76798, USA*  
<sup>6a</sup>*Istituto Nazionale di Fisica Nucleare Bologna, I-40127 Bologna, Italy*  
<sup>6b</sup>*University of Bologna, I-40127 Bologna, Italy*  
<sup>7</sup>*University of California, Davis, Davis, California 95616, USA*  
<sup>8</sup>*University of California, Los Angeles, Los Angeles, California 90024, USA*  
<sup>9</sup>*Instituto de Fisica de Cantabria, CSIC-University of Cantabria, 39005 Santander, Spain*  
<sup>10</sup>*Carnegie Mellon University, Pittsburgh, Pennsylvania 15213, USA*  
<sup>11</sup>*Enrico Fermi Institute, University of Chicago, Chicago, Illinois 60637, USA*  
<sup>12</sup>*Comenius University, 842 48 Bratislava, Slovakia; Institute of Experimental Physics, 040 01 Kosice, Slovakia*  
<sup>13</sup>*Joint Institute for Nuclear Research, RU-141980 Dubna, Russia*  
<sup>14</sup>*Duke University, Durham, North Carolina 27708, USA*  
<sup>15</sup>*Fermi National Accelerator Laboratory, Batavia, Illinois 60510, USA*  
<sup>16</sup>*University of Florida, Gainesville, Florida 32611, USA*  
<sup>17</sup>*Laboratori Nazionali di Frascati, Istituto Nazionale di Fisica Nucleare, I-00044 Frascati, Italy*  
<sup>18</sup>*University of Geneva, CH-1211 Geneva 4, Switzerland*  
<sup>19</sup>*Glasgow University, Glasgow G12 8QQ, United Kingdom*  
<sup>20</sup>*Harvard University, Cambridge, Massachusetts 02138, USA*  
<sup>21</sup>*Division of High Energy Physics, Department of Physics, University of Helsinki, FIN-00014, Helsinki, Finland; Helsinki Institute of Physics, FIN-00014 Helsinki, Finland*  
<sup>22</sup>*University of Illinois, Urbana, Illinois 61801, USA*  
<sup>23</sup>*The Johns Hopkins University, Baltimore, Maryland 21218, USA*  
<sup>24</sup>*Institut für Experimentelle Kernphysik, Karlsruhe Institute of Technology, D-76131 Karlsruhe, Germany*  
<sup>25</sup>*Center for High Energy Physics: Kyungpook National University, Daegu 702-701, Korea; Seoul National University, Seoul 151-742, Korea; Sungkyunkwan University, Suwon 440-746, Korea; Korea Institute of Science and Technology Information, Daejeon 305-806, Korea; Chonnam National University, Gwangju 500-757, Korea; Chonbuk National University, Jeonju 561-756, Korea; Ewha Womans University, Seoul 120-750, Korea*  
<sup>26</sup>*Ernest Orlando Lawrence Berkeley National Laboratory, Berkeley, California 94720, USA*  
<sup>27</sup>*University of Liverpool, Liverpool L69 7ZE, United Kingdom*  
<sup>28</sup>*University College London, London WC1E 6BT, United Kingdom*  
<sup>29</sup>*Centro de Investigaciones Energeticas Medioambientales y Tecnológicas, E-28040 Madrid, Spain*  
<sup>30</sup>*Massachusetts Institute of Technology, Cambridge, Massachusetts 02139, USA*  
<sup>31</sup>*University of Michigan, Ann Arbor, Michigan 48109, USA*  
<sup>32</sup>*Michigan State University, East Lansing, Michigan 48824, USA*  
<sup>33</sup>*Institution for Theoretical and Experimental Physics, ITEP, Moscow 117259, Russia*  
<sup>34</sup>*University of New Mexico, Albuquerque, New Mexico 87131, USA*  
<sup>35</sup>*The Ohio State University, Columbus, Ohio 43210, USA*  
<sup>36</sup>*Okayama University, Okayama 700-8530, Japan*  
<sup>37</sup>*Osaka City University, Osaka 558-8585, Japan*  
<sup>38</sup>*University of Oxford, Oxford OX1 3RH, United Kingdom*  
<sup>39a</sup>*Istituto Nazionale di Fisica Nucleare, Sezione di Padova, I-35131 Padova, Italy*  
<sup>39b</sup>*University of Padova, I-35131 Padova, Italy*  
<sup>40</sup>*University of Pennsylvania, Philadelphia, Pennsylvania 19104, USA*  
<sup>41a</sup>*Istituto Nazionale di Fisica Nucleare Pisa, I-56127 Pisa, Italy*  
<sup>41b</sup>*University of Pisa, I-56127 Pisa, Italy*  
<sup>41c</sup>*University of Siena, I-56127 Pisa, Italy*  
<sup>41d</sup>*Scuola Normale Superiore, I-56127 Pisa, Italy*  
<sup>41e</sup>*INFN Pavia, I-27100 Pavia, Italy*

- <sup>41f</sup>*University of Pavia, I-27100 Pavia, Italy*  
<sup>42</sup>*University of Pittsburgh, Pittsburgh, Pennsylvania 15260, USA*  
<sup>43</sup>*Purdue University, West Lafayette, Indiana 47907, USA*  
<sup>44</sup>*University of Rochester, Rochester, New York 14627, USA*  
<sup>45</sup>*The Rockefeller University, New York, New York 10065, USA*  
<sup>46a</sup>*Istituto Nazionale di Fisica Nucleare, Sezione di Roma 1, I-00185 Roma, Italy*  
<sup>46b</sup>*Sapienza Università di Roma, I-00185 Roma, Italy*  
<sup>47</sup>*Mitchell Institute for Fundamental Physics and Astronomy, Texas A&M University, College Station, Texas 77843, USA*  
<sup>48a</sup>*Istituto Nazionale di Fisica Nucleare Trieste, I-33100 Udine, Italy*  
<sup>48b</sup>*Gruppo Collegato di Udine, I-33100 Udine, Italy*  
<sup>48c</sup>*University of Udine, I-33100 Udine, Italy*  
<sup>48d</sup>*University of Trieste, I-34127 Trieste, Italy*  
<sup>49</sup>*University of Tsukuba, Tsukuba, Ibaraki 305, Japan*  
<sup>50</sup>*Tufts University, Medford, Massachusetts 02155, USA*  
<sup>51</sup>*Waseda University, Tokyo 169, Japan*  
<sup>52</sup>*Wayne State University, Detroit, Michigan 48201, USA*  
<sup>53</sup>*University of Wisconsin-Madison, Madison, Wisconsin 53706, USA*  
<sup>54</sup>*Yale University, New Haven, Connecticut 06520, USA*  
 (Received 26 January 2016; published 2 June 2016)

We report a measurement of the forward-backward asymmetry,  $A_{FB}$ , in  $b\bar{b}$  pairs produced in proton-antiproton collisions and identified by muons from semileptonic  $b$ -hadron decays. The event sample is collected at a center-of-mass energy of  $\sqrt{s} = 1.96$  TeV with the CDF II detector and corresponds to  $6.9 \text{ fb}^{-1}$  of integrated luminosity. We obtain an integrated asymmetry of  $A_{FB}(b\bar{b}) = (1.2 \pm 0.7)\%$  at the

---

\*Deceased.

<sup>a</sup>Visitor from University of British Columbia, Vancouver, BC V6T 1Z1, Canada.

<sup>b</sup>Visitor from Istituto Nazionale di Fisica Nucleare, Sezione di Cagliari, 09042 Monserrato (Cagliari), Italy.

<sup>c</sup>Visitor from University of California Irvine, Irvine, CA 92697, USA.

<sup>d</sup>Visitor from Institute of Physics, Academy of Sciences of the Czech Republic, 182 21, Czech Republic.

<sup>e</sup>Visitor from CERN, CH-1211 Geneva, Switzerland.

<sup>f</sup>Visitor from Cornell University, Ithaca, NY 14853, USA.

<sup>g</sup>Visitor from University of Cyprus, Nicosia CY-1678, Cyprus.

<sup>h</sup>Visitor from Office of Science, U.S. Department of Energy, Washington, DC 20585, USA.

<sup>i</sup>Visitor from University College Dublin, Dublin 4, Ireland.

<sup>j</sup>Visitor from ETH, 8092 Zürich, Switzerland.

<sup>k</sup>Visitor from University of Fukui, Fukui City, Fukui Prefecture, Japan 910-0017.

<sup>l</sup>Visitor from Universidad Iberoamericana, Lomas de Santa Fe, México, C.P. 01219, Distrito Federal.

<sup>m</sup>Visitor from University of Iowa, Iowa City, IA 52242, USA.

<sup>n</sup>Visitor from Kinki University, Higashi-Osaka City, Japan 577-8502.

<sup>o</sup>Visitor from Kansas State University, Manhattan, KS 66506, USA.

<sup>p</sup>Visitor from Brookhaven National Laboratory, Upton, NY 11973, USA.

<sup>q</sup>Visitor from Istituto Nazionale di Fisica Nucleare, Sezione di Lecce, Via Arnesano, I-73100 Lecce, Italy.

<sup>r</sup>Visitor from Queen Mary, University of London, London, E1 4NS, United Kingdom.

<sup>s</sup>Visitor from University of Melbourne, Victoria 3010, Australia.

<sup>t</sup>Visitor from Muons, Inc., Batavia, IL 60510, USA.

<sup>u</sup>Visitor from Nagasaki Institute of Applied Science, Nagasaki 851-0193, Japan.

<sup>v</sup>Visitor from National Research Nuclear University, Moscow 115409, Russia.

<sup>w</sup>Visitor from Northwestern University, Evanston, IL 60208, USA.

<sup>x</sup>Visitor from University of Notre Dame, Notre Dame, IN 46556, USA.

<sup>y</sup>Visitor from Universidad de Oviedo, E-33007 Oviedo, Spain.

<sup>z</sup>Visitor from CNRS-IN2P3, Paris, F-75205 France.

<sup>aa</sup>Visitor from Universidad Tecnica Federico Santa Maria, 110v Valparaiso, Chile.

<sup>bb</sup>Visitor from Sejong University, Seoul 143-747, Korea.

<sup>cc</sup>Visitor from The University of Jordan, Amman 11942, Jordan.

<sup>dd</sup>Visitor from Universite catholique de Louvain, 1348 Louvain-La-Neuve, Belgium.

<sup>ee</sup>Visitor from University of Zürich, 8006 Zürich, Switzerland.

<sup>ff</sup>Visitor from Massachusetts General Hospital, Boston, MA 02114 USA.

<sup>gg</sup>Visitor from Harvard Medical School, Boston, MA 02114 USA.

<sup>hh</sup>Visitor from Hampton University, Hampton, VA 23668, USA.

<sup>ii</sup>Visitor from Los Alamos National Laboratory, Los Alamos, NM 87544, USA.

<sup>jj</sup>Visitor from Università degli Studi di Napoli Federico II, I-80138 Napoli, Italy.

particle level for  $b$ -quark pairs with invariant mass,  $m_{b\bar{b}}$ , down to 40 GeV/ $c^2$  and measure the dependence of  $A_{\text{FB}}(b\bar{b})$  on  $m_{b\bar{b}}$ . The results are compatible with expectations from the standard model.

DOI: [10.1103/PhysRevD.93.112003](https://doi.org/10.1103/PhysRevD.93.112003)

## I. INTRODUCTION

Asymmetries between distributions of heavy quarks and antiquarks produced in hadron collisions are important for tests of the standard model (SM) and searches for nonstandard model physics. The asymmetry arises from the interference of the different amplitudes contributing to the quark-pair production. Details of the origin of the asymmetries can be found, e.g., in Refs. [1–3]. An asymmetry in quark-pair production differing from the SM prediction is indicative of nonstandard model physics. Two asymmetries can be defined related to heavy quark pair ( $Q\bar{Q}$ ) production, the charge asymmetry,  $A_C$ , and the forward-backward asymmetry,  $A_{\text{FB}}$ , as follows:

$$A_C = \frac{N_Q(\cos \Theta > 0) - N_{\bar{Q}}(\cos \Theta > 0)}{N_Q(\cos \Theta > 0) + N_{\bar{Q}}(\cos \Theta > 0)}, \quad (1)$$

$$A_{\text{FB}} = \frac{N_Q(\cos \Theta > 0) - N_Q(\cos \Theta < 0)}{N_Q(\cos \Theta > 0) + N_Q(\cos \Theta < 0)}, \quad (2)$$

where  $\Theta$  denotes the heavy quark  $Q$  (antiquark  $\bar{Q}$ ) production angle in the incident parton-parton rest frame and  $N_Q$  ( $N_{\bar{Q}}$ ) is the number of quarks (antiquarks) produced in the fiducial range. The parton momentum is taken as parallel to the incident proton and similarly for the parton from the antiproton. Under the assumption of CP conservation in strong interactions,  $N_{\bar{Q}}(\cos \Theta > 0) = N_Q(\cos \Theta < 0)$ , and the two asymmetries are equal,  $A_C = A_{\text{FB}}$ .

Proton-antiproton ( $p\bar{p}$ ) collisions at the Fermilab Tevatron with the center-of-mass energy of  $\sqrt{s} = 1.96$  TeV allow for the study of asymmetries in pair production of top-quarks ( $t\bar{t}$ ) and bottom-quarks ( $b\bar{b}$ ). The first measurement of the forward-backward asymmetry in  $t\bar{t}$  production was published by the D0 experiment [4]. Later, the CDF experiment reported an indication for a dependence of the asymmetry on  $t\bar{t}$  invariant mass and rapidity separation, with larger slopes than predicted by the SM [5]. The discrepancy prompted significant theoretical activity, chiefly aimed at calculating predictions in various nonstandard model scenarios [6,7]. Recent SM estimates of  $A_{\text{FB}}$  based on next-to-next-to-leading order (NNLO) quantum chromodynamic (QCD) calculations ease the discrepancy [8,9]. Additional measurements performed by D0 [10] and CDF [11] are in good agreement with the higher-order calculations. Similarly good agreement with the SM prediction is reported by the LHC experiments for the charge asymmetry in  $t\bar{t}$  production [12–16].

Studying the  $b\bar{b}$  forward-backward asymmetry may provide additional constraints on nonstandard model physics scenarios. A CDF measurement of  $A_{\text{FB}}$  in  $b\bar{b}$  pair production at high  $b\bar{b}$  mass ( $m_{b\bar{b}} > 150$  GeV/ $c^2$ ) gives results consistent with the SM predictions [17]. The measurement excludes a model with a 200 GeV/ $c^2$  axigluon (gluon with axial coupling [7]), whereas a model containing a heavier 345 GeV/ $c^2$  axigluon is not excluded. The D0 collaboration has measured the  $b\bar{b}$  forward-backward asymmetry using reconstructed  $B^\pm$  mesons [18]. The result is  $3.3\sigma$  below the SM prediction evaluated with MC@NLO+HERWIG[19,20] but consistent with zero asymmetry. In addition to the Tevatron measurements performed in  $p\bar{p}$  collisions at  $\sqrt{s} = 1.96$  TeV, the LHCb experiment has measured the  $b\bar{b}$  production charge asymmetry in  $pp$  collisions at  $\sqrt{s} = 7$  TeV [21]. The LHCb result is consistent with the SM expectations.

The study presented in this article investigates  $A_{\text{FB}}$  in  $p\bar{p} \rightarrow b\bar{b}X$  production down to  $m_{b\bar{b}} = 40$  GeV/ $c^2$ . A muon from semileptonic  $b$ -hadron decays is used to distinguish between  $b$ - and  $\bar{b}$ -quarks. The fraction of  $b\bar{b}$  events in the data is estimated using a template fit based on the relative transverse momentum of the muon with respect to the axis of an associated jet [22] and the invariant mass of a secondary vertex within a second jet. The background-subtracted asymmetry is unfolded to particle level, where “particle level” refers to quantities reconstructed from final-state particles with lifetimes greater than 10 ps [23]. The article is structured as follows. Section II briefly describes the origin of the asymmetry in heavy quark pair production and the theoretical predictions. In Sec. III, the data sample and event selection are presented. The determination of the observed asymmetry from the data is described in Sec. IV. The backgrounds are investigated in Sec. V. The unfolding procedure is discussed in Sec. VI. In Sec. VII, the systematic uncertainties are given. The results are presented in Sec. VIII.

## II. ORIGIN OF PRODUCTION ASYMMETRIES AND PREDICTIONS

In the SM, the two main strong-interaction pair production processes are quark-antiquark annihilation ( $q\bar{q} \rightarrow b\bar{b}$ ) and gluon fusion ( $gg \rightarrow b\bar{b}$ ), neither of which induces an asymmetry at leading order (LO) in QCD. However, when higher-order corrections are considered, there are several sources of asymmetry [1–3]. Radiative corrections to quark-antiquark annihilation involve either virtual or real



gluon emission, which leads to an asymmetry due to the interference of initial- and final-state radiative gluon processes (giving a negative contribution to  $A_{\text{FB}}$ ) and interference of processes represented by so-called box and LO diagrams (giving a positive contribution to  $A_{\text{FB}}$ ) [1–3]. Interference of different amplitudes in flavor excitation of  $q + g$  processes leads to an asymmetry, but the contribution is small with respect to the  $q\bar{q}$  contribution [2,24]. Additional contributions to the asymmetry are expected from the interference with electroweak (EW) production processes mediated by  $Z$  bosons or virtual photons,  $q\bar{q} \rightarrow Z/\gamma^* \rightarrow b\bar{b}$ , which are at the level of 10% [2,25,26]. No asymmetry is expected in  $gg$  processes also at higher orders.

At the Tevatron,  $b\bar{b}$  production occurs predominantly through gluon-gluon fusion unlike top-quark pair production where the dominant production process is  $q\bar{q}$  annihilation. As a consequence, when the full cross section is considered including contributions from  $gg$ ,  $q\bar{q}$ , and  $q(\bar{q})g$  interactions, the integrated asymmetry predicted by the SM is small. However, it is possible to enrich the sample in the  $q\bar{q} \rightarrow b\bar{b}$  fraction with appropriate selection criteria, which can lead to a sizable forward-backward asymmetry.

There are several theoretical predictions for  $A_{\text{FB}}(b\bar{b})$  that cover the low  $b\bar{b}$  invariant mass region investigated in this study [2,25,27]. The prediction presented in Ref. [27], which also includes mixed EW-QCD corrections, is summarized in Table I. Near the  $Z$  pole, the SM bottom-quark asymmetry is maximal because it is dominated by tree-level exchange of EW gauge bosons. The selection criteria used in this analysis match the criteria used in [27], except for the transverse momentum requirement on the  $b$ - and  $\bar{b}$ -quark,  $p_{Tb,\bar{b}}$ : we require particle-level jets to have transverse energy  $E_T > 20$  GeV [28], while  $p_{Tb,\bar{b}} > 15$  GeV/ $c$  is used in Ref. [27]. The events with  $p_{Tb,\bar{b}} < 20$  GeV/ $c$  can influence the  $b\bar{b}$  asymmetry at low  $m_{b\bar{b}}$ , that is only the first bin in Table I, for which the prediction has the highest uncertainty.

TABLE I.  $A_{\text{FB}}$  prediction from Ref. [27] for different regions of  $b\bar{b}$  invariant mass. The integral values for each bin are shown. The first contribution to the uncertainties on the predictions comes from neglecting higher-order QCD terms, while the second comes from varying the factorization and renormalization scales.

$m_{b\bar{b}}$ [GeV/ $c^2$ ]	$A_{\text{FB}}(b\bar{b})[\%]$
35–75	$0.19 \pm 0.06_{-0.01}^{+0.01}$
75–95	$2.49 \pm 0.16_{-0.44}^{+0.52}$
95–130	$1.44 \pm 0.27_{-0.12}^{+0.16}$
> 130	$2.14 \pm 0.63_{+0.03}^{-0.01}$
Inclusive	$0.34 \pm 0.08_{-0.00}^{+0.01}$

### III. THE CDF II DETECTOR AND EVENT SELECTION

The CDF II detector [29] is a forward-backward and cylindrically symmetric detector designed to study  $p\bar{p}$  collisions with a center-of-mass energy  $\sqrt{s} = 1.96$  TeV at the Fermilab Tevatron collider. The detector is approximately hermetic over the full angular coverage and is composed of a series of detectors to determine trajectories of charged particles embedded in an axial magnetic field of 1.4 T, surrounded by electromagnetic and hadronic calorimeters and muon detectors.

The analysis relies on the full data set collected by the CDF II detector of  $p\bar{p}$  collision data, but application of a prescaled online event-selection system (trigger) leads to the reduction of the integrated luminosity of the sample to  $6.9 \text{ fb}^{-1}$ . The process  $p\bar{p} \rightarrow b\bar{b}X$  is analyzed using the so-called soft-muon technique, i.e., using the muon produced in the semileptonic decay of a  $b$ -quark to distinguish between  $b$ -jets from  $b$ - and  $\bar{b}$ -quarks. The trigger requires a muon candidate with transverse momentum  $p_T > 8$  GeV/ $c$  and pseudorapidity  $|\eta| < 0.6$  [28]. The offline selection requires at least two jets with transverse energies  $E_T > 20$  GeV and a muon candidate with  $p_T > 10$  GeV/ $c$  inside the cone of one of the jets (muon jet). The other jet (away jet) is required to be azimuthally opposed ( $|\Delta\phi| > 2.8$ ) with  $|\eta| < 1.0$  and balanced in  $p_T$  with the muon jet. The  $p_T$  balance condition requires that the difference between transverse momenta of the two jets does not exceed 60% of the highest of the two. In addition, both the away and muon jets are identified as  $b$ -jets using two configurations of the secondary-decay-finding algorithm SECVTX [30] and applying the more efficient configuration to the away jet. The algorithm identifies jets that most likely originate from the fragmentation of a  $b$ -quark by requiring the presence of charged-particle trajectories (tracks) that form reconstructable vertices significantly displaced from the vertex of the  $p\bar{p}$  collision. The reconstructed jet  $E_T$  [28,31] is corrected for the effects of jet fragmentation, calorimeter nonuniformities, and multiparticle interactions. Hence, the fiducial region of the measurement is defined by the following requirements: two azimuthally opposed  $b$ -jets, balanced in  $p_T$ , with  $|\eta| < 1.0$  and  $p_T > 20$  GeV/ $c$ , and a muon with  $p_T > 10$  GeV/ $c$  and  $|\eta| < 0.6$  inside the cone of one of the  $b$ -jets.

The simulations use a PYTHIA (version 6.2.16 [32]) LO Monte Carlo di-jet sample enriched in heavy flavor by requiring a muon with  $p_T > 8$  GeV/ $c$  and  $|\eta| < 1.2$ . The  $m_{b\bar{b}}$  distribution in events where a  $Z$  or a virtual photon are produced is modeled by reweighting events from the PYTHIA Monte Carlo sample using the ratio of the LO differential cross sections of the QCD and EW processes computed using MADGRAPH [33] as reported in Ref. [34]. A 10% asymmetry [35] is incorporated into the model of  $Z - \gamma^*$  production.

For simulated events, the muon and away jets at particle level are defined in the same way as at the reconstructed level for real data. In addition we require matching of the muon and away jets at particle level with opposite-sign  $b$ -quarks using truth information from simulation.

#### IV. ASYMMETRY MEASUREMENT

The integrated forward-backward asymmetry for  $b\bar{b}$  pair production can be expressed using the difference of rapidities of the  $b$ - and  $\bar{b}$ -quarks,  $\Delta y_b$  [36], which is invariant under Lorentz transformations along the beam axis. For a  $b$ -quark from the  $b\bar{b}$  pair moving in the forward direction,  $\Delta y_b > 0$ , and for the backward direction,  $\Delta y_b < 0$ . The asymmetry  $A_{\text{FB}}$  in terms of  $\Delta y_b$  is defined as follows:

$$A_{\text{FB}} = \frac{N(\Delta y_b > 0) - N(\Delta y_b < 0)}{N(\Delta y_b > 0) + N(\Delta y_b < 0)}. \quad (3)$$

In di-jet events, where one of the jets contains a muon,  $\Delta y_b$  is defined as follows:

$$\Delta y_b = Q(\mu)(y_{AJ} - y_{\mu J}), \quad (4)$$

where  $Q(\mu)$  is the charge of the muon,  $y_{AJ}$  is the rapidity of the away jet, and  $y_{\mu J}$  is the rapidity of the muon jet. Note that  $\Delta y_b$  is positive if a  $b$ -quark is accompanied by a forward muon jet or a  $\bar{b}$ -quark by a backward muon jet, i.e.,  $\Delta y_b > 0$  if the  $b$ -quark is in forward direction and, consequently,  $\Delta y_b < 0$  if the  $b$ -quark is in backward direction.

An unfolding procedure (see Sec. VI) is used to remove detector effects and infer  $A_{\text{FB}}$  in  $b\bar{b}$  production at the particle level. To retrieve the particle-level  $A_{\text{FB}}$ , the background is subtracted from the observed distributions, and the CDF II detector acceptance and resolution are taken into account. As the sign of  $\Delta y_b$  depends on the charge of the muon, corrections for cascade decays  $b \rightarrow c \rightarrow \mu$  and  $B_{(s)}^0 - \bar{B}_{(s)}^0$  mixing are included in the unfolding procedure. To measure  $A_{\text{FB}}$  at the particle level as a function of  $m_{b\bar{b}}$ , the  $m_{b\bar{b}}$  and  $\Delta y_b$  distributions are simultaneously unfolded. We define a one-dimensional distribution of events divided into eight bins, two  $\Delta y_b$  bins (positive and negative  $\Delta y_b$ ) and four  $m_{b\bar{b}}$  bins ( $[40, 75]$ ,  $[75, 95]$ ,  $[95, 130]$ , and  $[130, \infty]$   $\text{GeV}/c^2$ ) as shown in Fig. 1, and perform a one-dimensional unfolding where  $\infty$  stands for the kinematic maximum.

To subtract the background, the fraction of  $b\bar{b}$  events in data,  $f_{b\bar{b}}$ , is estimated in four bins of the reconstructed di-jet mass of the muon jet and away jet,  $M_{jj}$ . The background distribution is then obtained by applying the weighting factor  $1 - f_{b\bar{b}}$  to the events in each  $M_{jj}$  bin. The fraction  $f_{b\bar{b}}$  is obtained by determining the  $b$  fractions in muon and away jets using two independent template fits. To extract

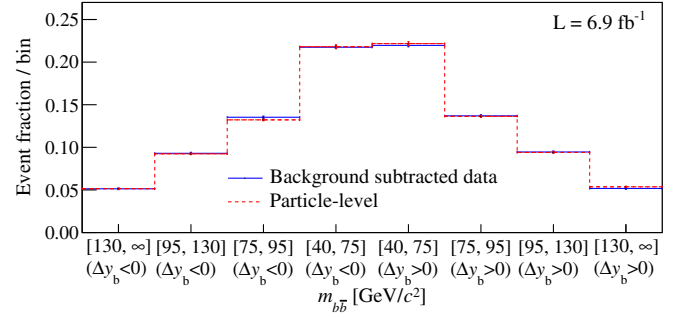


FIG. 1. Distribution of background-subtracted observed events prior to the unfolding (solid) and resulting particle-level events after unfolding (dashed) as a function of the combination of  $b\bar{b}$  invariant mass and rapidity difference.

the  $b$  content of the muon jet,  $f_b^{\mu J}$ , we use the distribution of the component of the momentum of the muon perpendicular to the jet axis,  $p_{T,\text{rel}}$ , which tends to peak at larger values for a  $b$ -quark jet than for a  $c$ -quark or light-quark jet as shown in Fig. 2. The templates for the  $c$ - and light-quark jets are nearly indistinguishable. Thus, we consider only two templates in the fit,  $b$  and  $c$  templates, to obtain the fraction of events with the muon arising from a  $b$ -quark jet. To extract the  $b$  content of the away jet,  $f_b^{AJ}$ , we perform a two-template fit to the distribution of secondary vertex mass,  $M_{\text{vtx}}$  [30], of the away jet, using mass templates for  $b$ - and non- $b$ -quark jets. The template for the non- $b$ -quark jets is created by merging the templates for the  $c$ - and light-quark jets with equal weights, and a possible uncertainty introduced by this approach is considered at the systematic uncertainty investigation connected with the fit strategy, where a three-template fit is considered for the away jet. The peak of the  $M_{\text{vtx}}$  distribution is correlated with the mass of the parton initiating the jet as shown in Fig. 3. Figures 4 and 5 show examples of the fits of the  $p_{T,\text{rel}}$  and  $M_{\text{vtx}}$  distributions, respectively, for the  $M_{jj}$  bin  $[95, 130]$   $\text{GeV}/c^2$ .

Since the  $b$  fractions of the muon and away jets are obtained from independent fits, we have no information on their correlation in the di-jet sample. However, if  $f_b^{\mu J} > f_b^{AJ}$  we can obtain the highest (lowest) value of the  $b\bar{b}$  fraction by assuming that all non- $b$ -quark muon jets corresponds to non- $b$ -quark ( $b$ -quark) away jets, i.e.,  $f_{b\bar{b}}^{\text{max}} = f_b^{AJ}$  and  $f_{b\bar{b}}^{\text{min}} = f_b^{AJ} - (1 - f_b^{\mu J})$ . We apply an analogous estimate to the case when  $f_b^{\mu J} < f_b^{AJ}$ . We then estimate the  $b\bar{b}$  fraction in each  $M_{jj}$  bin as the average of the upper and lower extremes in the bin and set the corresponding uncertainty to the semidifference between the extremes. The results are shown in Fig. 6. The systematic uncertainties related to the procedure used to determine  $f_{b\bar{b}}$  in data, coming from the fit strategy and template shapes, are summarized in Table II.

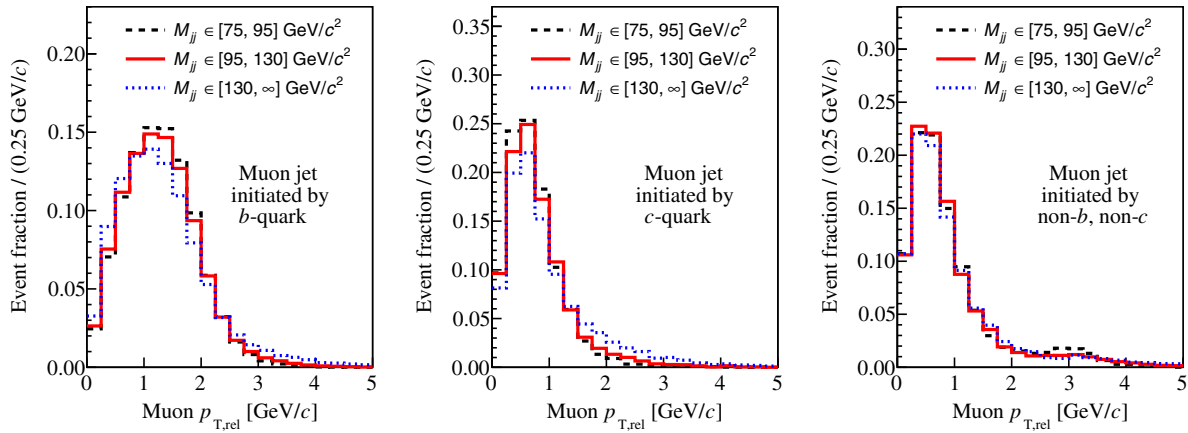


FIG. 2. Distributions of  $p_{T,\text{rel}}$  for simulated  $b$ -tagged jets on the muon-jet side, initiated by a  $b$ -quark (left), a  $c$ -quark (center), and a light-quark or a gluon (right), which are used as templates in the fit of the signal fraction. Dashed, solid, and dotted lines correspond to different ranges in the di-jet mass.

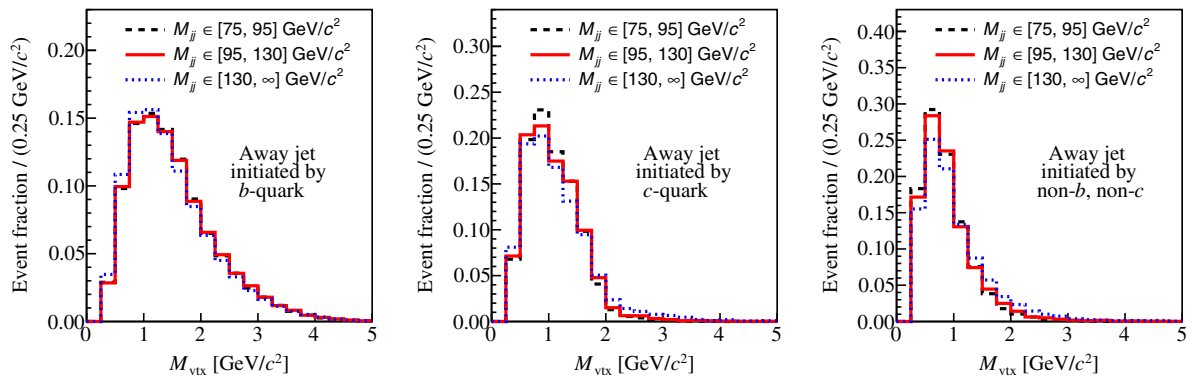


FIG. 3. Distributions of  $M_{\text{vtx}}$  for simulated  $b$ -tagged jets on the away-jet side, initiated by  $b$ -quark (left),  $c$ -quark (center), and light-quark or gluon (right), which are used as templates in the fit of the signal fraction. Dashed, solid, and dotted lines correspond to different ranges in the di-jet mass.

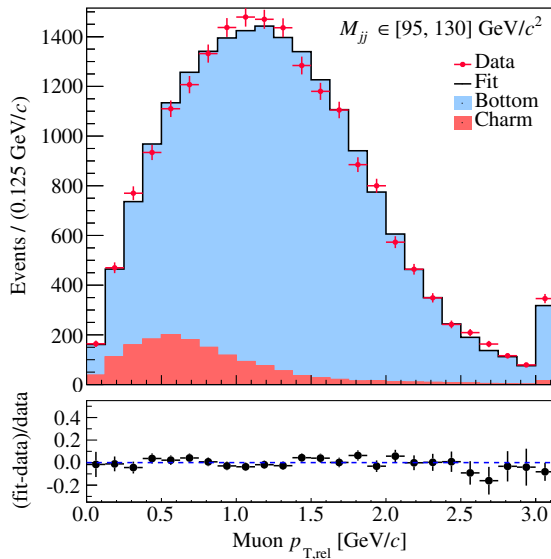


FIG. 4. Distribution of  $p_{T,\text{rel}}$  with two-component fit results overlaid for events restricted in  $M_{jj}$  of  $[95, 130]$   $\text{GeV}/c^2$ . The last bin contains overflow entries. The lower panel compares the fit result with the data.

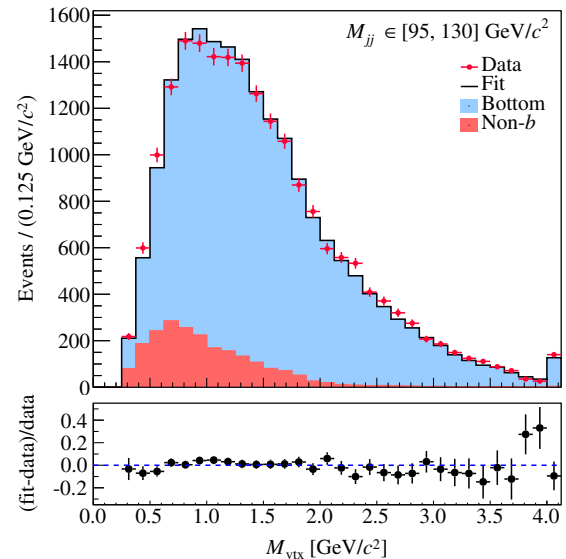


FIG. 5. Distribution of  $M_{\text{vtx}}$  with two-component fit results overlaid for events restricted in  $M_{jj}$  of  $[95, 130]$   $\text{GeV}/c^2$ . The last bin contains overflow entries. The lower panel compares the fit result with the data.



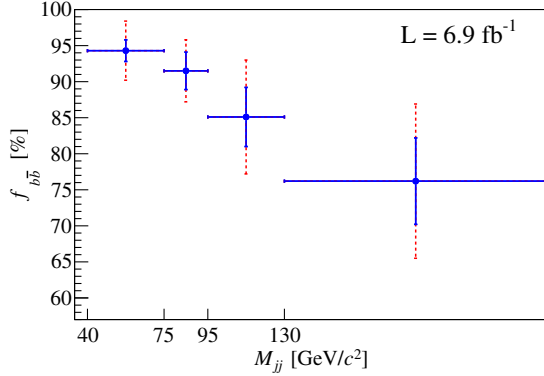


FIG. 6. Distribution of  $b\bar{b}$  fraction observed in data as a function of di-jet invariant mass  $M_{jj}$ . The total uncertainties (outer bars) include the statistical (inner bars) and systematic uncertainties.

## V. BACKGROUND

Three sources of background events are considered, ordered by relevance: events with at least one light-quark jet,  $c\bar{c}$  events, and events with a misidentified muon.

The asymmetry contribution from events with at least one light jet mistagged as a  $b$ -jet is checked using data [37]. The obtained asymmetries are consistent with zero.

The  $c\bar{c}$  events are dominantly produced via gluon-gluon fusion. The fraction of  $c\bar{c}$  pairs produced by  $q\bar{q}$  annihilation that give rise to  $A_{FB}$  is smaller than in the  $b\bar{b}$  case. Therefore no asymmetry is assumed to arise from  $c\bar{c}$  production.

In events with misidentified muons no asymmetry is expected, as the distribution of the trajectories for misidentified muons is uniform as a function of detector solid angle. Therefore, this background is also treated as symmetric.

A possible contribution to asymmetry can come from events where one of the jets is initiated by a  $b$ -quark and the other by a  $c$ -quark. However, these events are produced via quark-gluon interactions, which is suppressed at Tevatron energies; therefore, they are expected to contribute negligibly to the asymmetry [2,24].

As all sources of background are assumed to give negligible contribution to  $b\bar{b}$  asymmetry, we treat the

TABLE II. Systematic and statistical uncertainties related to the procedure used to determine the  $b\bar{b}$  fraction in data.

Source	Absolute uncertainty of $f_{b\bar{b}}$ [%]			
	$M_{jj}$ [GeV/c <sup>2</sup> ]			
	40–75	75–95	95–130	> 130
Fit strategy	1.6	0.8	2.2	1.3
Template shape	3.5	3.3	6.4	8.7
Sample size	1.5	2.6	4.1	6.0
Total uncertainty	4.1	4.3	7.9	10.7

background as symmetric. Nonetheless, we consider a possible asymmetry coming from background as a systematic uncertainty.

## VI. UNFOLDING

The measured signal distribution,  $\vec{b}$ , after background subtraction, defined as an eight-component vector of event frequencies corresponding to each of the histogram eight bins shown in Fig. 1, is related to the underlying particle-level distribution,  $\vec{x}$ , by the relation

$$\vec{b} = \mathbf{S}\mathbf{A}\vec{x}, \quad (5)$$

where  $\mathbf{A}$  is a diagonal matrix that describes the acceptance in each bin of the measured distribution, and the non-diagonal smearing matrix  $\mathbf{S}$  describes the migration of events between bins due to the finite resolution of the CDF II detector and the reconstruction technique.

The binned data are multiplied by the inverse matrices to recover the true particle-level distribution from the background-subtracted one,

$$\vec{x} = \mathbf{A}^{-1}\mathbf{S}^{-1}\vec{b}. \quad (6)$$

Before applying the acceptance correction, we first remove the smearing effects of the resolution. To unfold the distribution using the  $\mathbf{S}$  matrix, an algorithm based on the singular-value decomposition (SVD) method is used [38]. The SVD algorithm decomposes the nondiagonal smearing matrix  $\mathbf{S}$  as

$$\mathbf{S} = \mathbf{U}\mathbf{\Sigma}\mathbf{V}^T, \quad (7)$$

where  $\mathbf{U}$  and  $\mathbf{V}$  are orthogonal matrices ( $\mathbf{U}^T\mathbf{U} = \mathbf{V}^T\mathbf{V} = 1$ ), and  $\mathbf{\Sigma} = \text{diag}\{s_1, s_2, \dots, s_n\}$  is a diagonal matrix of rank  $n$  containing only non-negative entries, called singular values of  $\mathbf{S}$ , in decreasing order. The unfolding procedure is then reduced to the inversion of the diagonal matrix  $\mathbf{\Sigma}$ . To avoid amplifying fluctuations caused by small elements of  $\mathbf{\Sigma}$ , we use an *a priori* chosen regularization condition,  $\mathbf{C}$ , defined in Eq. (8), which maximizes the “smoothness” of the unfolded distribution by minimizing the second derivative [38]. Hence, the expression we minimize to obtain the unfolded distribution  $\vec{x}'$ , which approximates the true distribution  $\vec{x}$ , is

$$(\mathbf{S}\vec{x}' - \vec{b})^T \mathbf{B}^{-1} (\mathbf{S}\vec{x}' - \vec{b}) + \tau (\mathbf{C}\vec{x}')^T (\mathbf{C}\vec{x}'),$$

where  $\mathbf{B}$  is the covariance matrix of  $\vec{b}$  and  $\tau$  is the optimal regularization strength, which is related to the singular value of the smearing matrix  $\mathbf{S}$ . As the singular values  $s_i$  are listed by decreasing absolute value, some index  $k$ , called

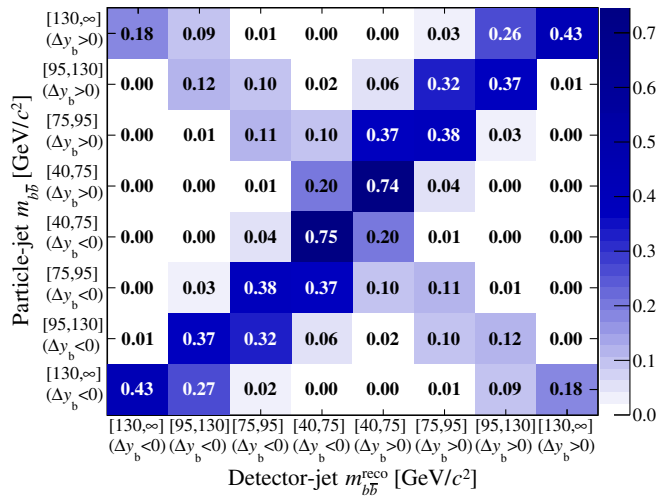


FIG. 7. Smearing matrix determined using simulated  $b\bar{b}$  events and used in the unfolding of the final results. Shading illustrates diagonalness of the smearing matrix and represents the level of probability that a given  $m_{b\bar{b}}^{\text{reco}}$  bin will be projected into a given  $m_{b\bar{b}}$  bin.

the regularization parameter, exists such that the optimal  $\tau$  is given by  $\tau = s_k^2$ .

The smearing and acceptance matrices are modeled using the PYTHIA Monte Carlo sample together with the model of  $Z/\gamma^*$  production of  $b\bar{b}$  events. Figure 7 shows the smearing matrix, which expresses the probability of observing a mass  $m_{b\bar{b}}^{\text{reco}}$  for a  $b\bar{b}$  pair produced originally with mass  $m_{b\bar{b}}$ .

The smearing matrix is mostly diagonal with small contributions in the antidiagonal terms. We hypothesize

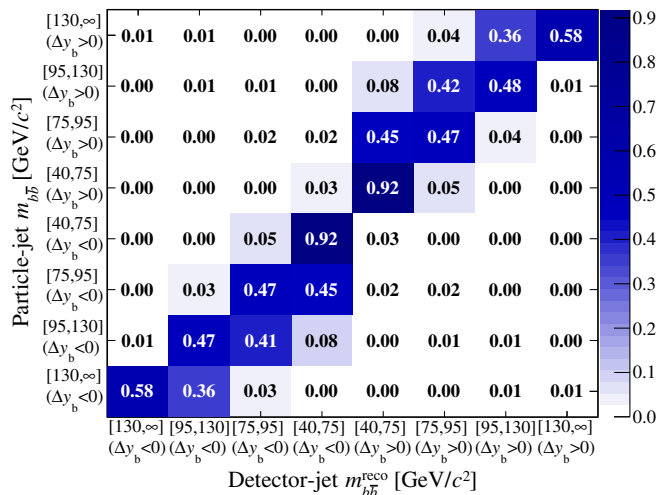


FIG. 8. Smearing matrix determined using simulated  $b\bar{b}$  events where no cascade decays and no  $B_{(s)}^0 - \bar{B}_{(s)}^0$  mixing occurs and is used as a consistency check. Shading illustrates diagonalness of the smearing matrix and represents the level of probability that a given  $m_{b\bar{b}}^{\text{reco}}$  bin will be projected into a given  $m_{b\bar{b}}$  bin.

that the antidiagonal terms originate from events where the sign of the muon charge changes due to  $B_{(s)}^0 - \bar{B}_{(s)}^0$  mixing or cascade  $b \rightarrow c \rightarrow \mu$  decays. In both these cases the sign of the muon charge is opposite to that of decaying  $b$ -quark, i.e., the muon incorrectly determines the sign of  $b$ - ( $\bar{b}$ )-quark. To support this hypothesis, we present in Fig. 8 the smearing matrix for events where no  $B_{(s)}^0 - \bar{B}_{(s)}^0$  mixing or cascade  $b \rightarrow c \rightarrow \mu$  decays occurred.

In the unfolded distribution, the  $m_{b\bar{b}}$  bins  $[40; 70]$   $\text{GeV}/c^2$  and  $[130; \infty]$   $\text{GeV}/c^2$  are considered as the “edge” bins. Therefore, the corresponding elements of  $C$  are  $-1$  rather than  $-2$ :

$$C = \begin{pmatrix} -1 & 1 & 0 & 0 & 0 & 0 & 0 & 0 \\ 1 & -2 & 1 & 0 & 0 & 0 & 0 & 0 \\ 0 & 1 & -2 & 1 & 0 & 0 & 0 & 0 \\ 0 & 0 & 1 & -1 & 0 & 0 & 0 & 0 \\ 0 & 0 & 0 & 0 & -1 & 1 & 0 & 0 \\ 0 & 0 & 0 & 0 & 1 & -2 & 1 & 0 \\ 0 & 0 & 0 & 0 & 0 & 1 & -2 & 1 \\ 0 & 0 & 0 & 0 & 0 & 0 & 1 & -1 \end{pmatrix}. \quad (8)$$

We use the unfolding algorithm ROOUNFOLD [39] with the regularization parameter  $k$  as input. For large  $k$ , close to the rank of the  $\Sigma$  matrix, SVD unfolding is equivalent to pure matrix inversion. For small  $k$  ( $k \approx 1$ ), the regularization condition is strongly enforced. To determine the best value of the regularization parameter  $k$ , we introduce an asymmetry into the PYTHIA Monte Carlo sample by reweighting the selected events. For each  $m_{b\bar{b}}$  bin, three values of asymmetry around the predicted values are tested by running 1000 pseudoexperiments for each regularization

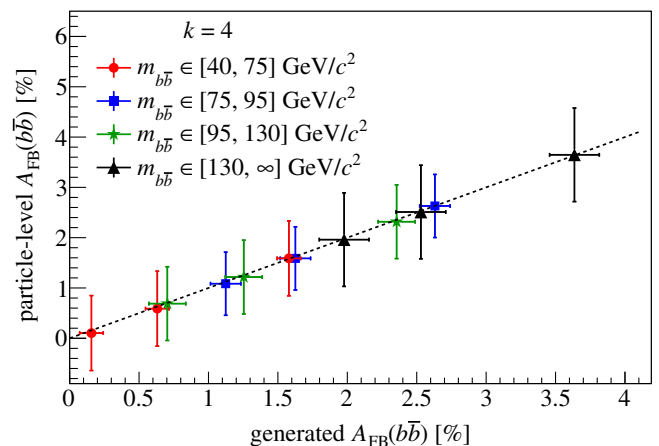


FIG. 9. Comparison of measured asymmetry obtained from the unfolding procedure using regularization parameter  $k = 4$  and generated asymmetry for different ranges of  $m_{b\bar{b}}$ . For each  $m_{b\bar{b}}$  range, three different asymmetries are tested. The dashed line corresponds to the ideal case, i.e., zero bias of measurement.

TABLE III. Maximum value of bias obtained from comparison of three measured asymmetries with the generated ones in each  $m_{b\bar{b}}$  bin. The bias is shown for three different values of the regularization parameter  $k$  used in the unfolding procedure.

	Maximal bias [%]				Total
	$m_{b\bar{b}}[\text{GeV}/c^2]$				
	40–75	75–95	95–130	> 130	
$k = 3$	0.08	0.03	0.05	0.04	0.20
$k = 4$	0.05	0.04	0.04	0.02	0.15
$k = 5$	0.07	0.04	0.06	0.09	0.26

parameter  $k$ . After unfolding, the measured asymmetry is compared with the generated asymmetry as shown at Fig. 9. For each  $m_{b\bar{b}}$  bin, only the maximal value of the bias is used for optimization. The values of the bias are summarized in Table III. Minimizing the bias from the comparison,  $k = 4$  is chosen as the optimal regularization parameter.

## VII. SYSTEMATIC UNCERTAINTIES

The sources of systematic uncertainties considered in this analysis come from modeling of the geometric and kinematic acceptance, estimation of the background, and possible asymmetry of the background. Modeling of the geometric and kinematic acceptance includes effects of initial- and final-state radiation (ISR and FSR) and jet-energy scale (JES). These are estimated by varying ISR, FSR, and the JES in the simulation. The uncertainty due to the amount of background is estimated by varying the  $b\bar{b}$  fraction within its uncertainty. The systematic uncertainty due to a possible asymmetry of the background is estimated by simulating  $\pm 1\%$  asymmetries in the background distributions. The systematic uncertainty due to unfolding procedure is negligible. The total systematic uncertainties for different  $m_{b\bar{b}}$  bins are summarized in Table IV.

## VIII. RESULTS

In this analysis we measure three asymmetries, the raw observed asymmetry, which includes effects from background asymmetries, and detector acceptance and

TABLE IV. Absolute systematic uncertainties of  $A_{\text{FB}}$  in percentage.

	Systematic uncertainty of $A_{\text{FB}}(b\bar{b})[\%]$				
	$m_{b\bar{b}}[\text{GeV}/c^2]$				
	40–75	75–95	95–130	> 130	Integrated
ISR/FSR	0.09	0.07	0.06	0.12	0.05
JES	0.24	0.15	0.02	0.10	0.10
$f_{b\bar{b}}$ uncert.	0.06	0.06	0.04	0.01	0.04
Background $A_{\text{FB}}$	0.11	0.17	0.27	0.34	0.17
Total	0.29	0.24	0.28	0.37	0.22

TABLE V. Results of the  $A_{\text{FB}}$  measurements as functions of  $b\bar{b}$  invariant mass. The integral values for each bin are shown.

$m_{b\bar{b}}[\text{GeV}/c^2]$	$A_{\text{FB}}[\%]$		
	Observed	Background	Particle
	raw asymmetry (statistical uncertainty only)	subtracted	level (stat + syst)
40–75	$0.47 \pm 0.49$	$0.50 \pm 0.54$	$0.83 \pm 0.83$
75–95	$0.55 \pm 0.61$	$0.60 \pm 0.70$	$1.54 \pm 0.73$
95–130	$0.70 \pm 0.71$	$0.83 \pm 0.90$	$0.92 \pm 0.87$
> 130	$0.32 \pm 0.91$	$0.43 \pm 1.33$	$2.08 \pm 1.10$
Integrated	$0.52 \pm 0.32$	$0.58 \pm 0.37$	$1.17 \pm 0.71$

resolution; the background-subtracted raw  $b\bar{b}$  asymmetry, which is corrected for asymmetries induced by backgrounds but not for effects due to detector acceptance and resolution; and the particle-level asymmetry, which is corrected for background and detector effects. The first two asymmetries are shown to demonstrate the effect of the performed corrections. The results are summarized in Table V, where the  $A_{\text{FB}}$  dependence on  $m_{b\bar{b}}$  and the integrated asymmetry are presented. The final results, with statistical and systematic uncertainties added in quadrature, are summarized in the last column. The significant difference between the raw  $A_{\text{FB}}$  and the particle-level  $A_{\text{FB}}$  comes from the interplay of the unfolding procedure and the small number of events in the highest  $m_{b\bar{b}}$  bin.

Figure 10 shows the comparison of the results with the theoretical prediction [27], which is calculated at the parton level using a different lower threshold for the lowest  $m_{b\bar{b}}$  bin. However, the parton-to-particle corrections of the theory predictions are expected to be small compared to the experimental uncertainties. An indication of an increase as a function of  $m_{b\bar{b}}$  is visible in  $A_{\text{FB}}(b\bar{b})$  measured at particle level, with an enhancement around the  $Z$ -pole mass similar to that predicted theoretically. The measured integrated asymmetry of  $(1.2 \pm 0.7)\%$  is consistent with the SM prediction. The measurement is compared with the SM

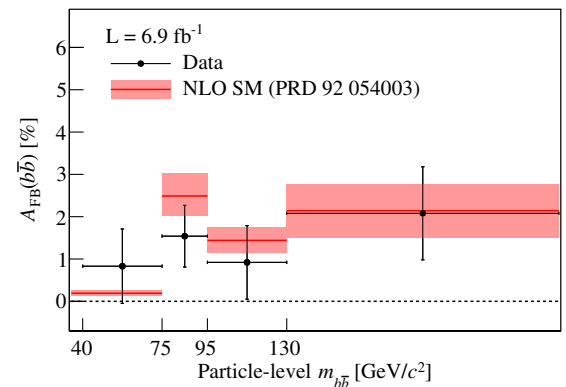


FIG. 10. Measured  $A_{\text{FB}}(b\bar{b})$  as a function of particle-level  $m_{b\bar{b}}$ . The data are compared with the NLO theoretical prediction [27].

and non-SM predictions in Ref. [27], where the models with a  $100 \text{ GeV}/c^2$  axigluon are disfavored.

## IX. CONCLUSIONS

We present a measurement of the forward-backward asymmetry in the production of  $b\bar{b}$  pairs in proton-antiproton collisions at  $\sqrt{s} = 1.96 \text{ TeV}$  using a sample from  $6.9 \text{ fb}^{-1}$  of integrated luminosity collected by the CDF II detector. The measured value of the integrated asymmetry is  $A_{\text{FB}}(b\bar{b}) = (1.2 \pm 0.7)\%$ . In addition, the dependence of the asymmetry  $A_{\text{FB}}$  on  $b\bar{b}$ -pair invariant mass,  $m_{b\bar{b}}$ , is measured. A tendency for an increase of  $A_{\text{FB}}(b\bar{b})$  with  $m_{b\bar{b}}$  invariant mass is observed. The experimental value of  $A_{\text{FB}}(b\bar{b})$  around the  $Z$  boson mass follows the theoretical expectation that predicts a local increase due to the contribution of electroweak processes [27]. This result is consistent with SM expectations and extends previous findings [17] to  $m_{b\bar{b}}$  values down to  $40 \text{ GeV}/c^2$ .

## ACKNOWLEDGMENTS

We thank the Fermilab staff and the technical staffs of the participating institutions for their vital contributions. This work was supported by the U.S. Department of Energy and National Science Foundation; the Italian Istituto Nazionale di Fisica Nucleare; the Ministry of Education, Culture, Sports, Science and Technology of Japan; the Natural Sciences and Engineering Research Council of Canada; the National Science Council of the Republic of China; the Swiss National Science Foundation; the A.P. Sloan Foundation; the Bundesministerium für Bildung und Forschung, Germany; the Korean World Class University Program, the National Research Foundation of Korea; the Science and Technology Facilities Council and the Royal Society, United Kingdom; the Russian Foundation for Basic Research; the Ministerio de Ciencia e Innovación, and Programa Consolider-Ingenio 2010, Spain; the Slovak R&D Agency; the Academy of Finland; the Australian Research Council (ARC); and the EU community Marie Curie Fellowship Contract No. 302103.

- 
- [1] J. H. Kühn and G. Rodrigo, *Phys. Rev. Lett.* **81**, 49 (1998).
- [2] J. H. Kühn and G. Rodrigo, *Phys. Rev. D* **59**, 054017 (1999).
- [3] W. Bernreuther, R. Bonciani, T. Gehrmann, R. Heinesch, T. Leineweber, P. Mastrolia, and E. Remiddi, *Nucl. Phys.* **B750**, 83 (2006).
- [4] V. M. Abazov *et al.* (D0 Collaboration), *Phys. Rev. Lett.* **100**, 142002 (2008).
- [5] T. Aaltonen *et al.* (CDF Collaboration), *Phys. Rev. D* **87**, 092002 (2013).
- [6] Q.-H. Cao, D. McKeen, J. L. Rosner, G. Shaughnessy, and C. E. M. Wagner, *Phys. Rev. D* **81**, 114004 (2010); M. I. Gresham, I.-W. Kim, and K. M. Zurek, *Phys. Rev. D* **83**, 114027 (2011); S. Jung, A. Pierce, and J. D. Wells, *Phys. Rev. D* **83**, 114039 (2011); J. F. Kamenik, J. Shu, and J. Zupan, *Eur. Phys. J. C* **72**, 2102 (2012).
- [7] J. Aguilar-Saavedra and M. Perez-Victoria, *Phys. Lett. B* **705**, 228 (2011); C. Gross, G. Marques Tavares, M. Schmaltz, and C. Spethmann, *Phys. Rev. D* **87**, 014004 (2013); A. Carmona, M. Chala, A. Falkowski, S. Khatibi, M. M. Najafabadi, G. Perez, and J. Santiago, *J. High Energy Phys.* **07** (2014) 005; S. Ipek, *Phys. Rev. D* **87**, 116010 (2013).
- [8] M. Czakon, P. Fiedler, and A. Mitov, *Phys. Rev. Lett.* **115**, 052001 (2015).
- [9] N. Kidonakis, *Phys. Rev. D* **91**, 071502(R) (2015).
- [10] V. M. Abazov *et al.* (D0 Collaboration), *Phys. Rev. D* **90**, 072011 (2014); **92**, 052007 (2015).
- [11] T. Aaltonen *et al.* (CDF Collaboration), arXiv:1602.09015.
- [12] G. Aad *et al.* (ATLAS Collaboration), *Phys. Lett. B* **756**, 52 (2016).
- [13] G. Aad *et al.* (ATLAS Collaboration), *Eur. Phys. J. C* **76**, 87 (2016).
- [14] G. Aad *et al.* (ATLAS Collaboration), *J. High Energy Phys.* **05** (2015) 061.
- [15] V. Khachatryan *et al.* (CMS Collaboration), *Phys. Rev. D* **93**, 034014 (2016).
- [16] V. Khachatryan *et al.* (CMS Collaboration), *Phys. Lett. B* **757**, 154 (2016).
- [17] T. Aaltonen *et al.* (CDF Collaboration), *Phys. Rev. D* **92**, 032006 (2015).
- [18] V. M. Abazov *et al.* (D0 Collaboration), *Phys. Rev. Lett.* **114**, 051803 (2015).
- [19] S. Frixione and B. R. Webber, *J. High Energy Phys.* **06** (2002) 029.
- [20] G. Corcella, I. Knowles, G. Marchesini, S. Moretti, K. Odagiri, P. Richardson, M. H. Seymour, and B. R. Webber, *J. High Energy Phys.* **01** (2001) 010.
- [21] R. Aaij *et al.* (LHCb Collaboration), *Phys. Rev. Lett.* **113**, 082003 (2014).
- [22] By jet we understand an assembly of associated narrowly clustered particles.
- [23] T. Aaltonen *et al.* (CDF Collaboration), *Phys. Rev. D* **78**, 052006 (2008).
- [24] O. Antuñano, J. H. Kühn, and G. Rodrigo, *Phys. Rev. D* **77**, 014003 (2008).
- [25] B. Grinstein and C. W. Murphy, *Phys. Rev. Lett.* **111**, 062003 (2013).
- [26] A. V. Manohar and M. Trott, *Phys. Lett. B* **711**, 313 (2012).
- [27] C. W. Murphy, *Phys. Rev. D* **92**, 054003 (2015).
- [28] A cylindrical coordinate system with the  $z$  axis directed along the proton beam is used. The polar angle  $\theta$  is defined



with respect to the proton beam direction, and  $\phi$  is the azimuthal angle about the  $z$  axis. The component of the particle momentum transverse to the beam line is  $p_T = p \sin \theta$ . The pseudorapidity is defined as  $\eta = -\ln \tan(\theta/2)$ . Jets are reconstructed by a calorimeter-tower-clustering cone algorithm with a cone size of  $\Delta R \equiv \sqrt{(\Delta\eta)^2 + (\Delta\phi)^2} = 0.4$ . The transverse energy,  $E_T$ , is defined to be  $E \sin \theta$ , where  $E$  is the reconstructed jet energy.

- [29] D. E. Acosta *et al.* (CDF Collaboration), *Phys. Rev. D* **71**, 032001 (2005).
- [30] D. E. Acosta *et al.* (CDF Collaboration), *Phys. Rev. D* **71**, 052003 (2005).
- [31] A. Bhatti *et al.*, *Nucl. Instrum. Methods A* **566**, 375 (2006).
- [32] T. Sjöstrand, P. Edén, C. Friberg, L. Lönnblad, G. Miu, S. Mrenna, and E. Norrbin, *Comput. Phys. Commun.* **135**, 238 (2001).
- [33] J. Alwall, R. Frederix, S. Frixione, V. Hirschi, F. Maltoni, O. Mattelaer, H.-S. Shao, T. Stelzer, P. Torrielli, and M. Zaro, *J. High Energy Phys.* **07** (2014) 079.
- [34] C. W. Murphy (private communication).
- [35] J. Abdallah *et al.* (DELPHI Collaboration), *Eur. Phys. J. C* **40**, 1 (2005).
- [36] The rapidity is defined as  $y = (1/2) \ln(E + p_z/E - p_z)$ , where  $E$  and  $p_z$  are particle total energy and longitudinal momentum, respectively.
- [37] A data-driven technique uses the all selection criteria applied for signal but inverts b-tagging requirement.
- [38] A. Höcker and V. Kartvelishvili, *Nucl. Instrum. Methods A* **372**, 469 (1996).
- [39] T. Adye, *Proceedings of the PHYSTAT 2011 Workshop* (Report No. CERN-2011-006, 2011).