

Lawrence Berkeley National Laboratory

Recent Work

Title

B physics: measurement of partial widths and search for direct cp violation in D^0 meson decays

Permalink

<https://escholarship.org/uc/item/2t39n499>

Journal

Physical Review Letters, 94(12)

Author

Acosta, D.

Publication Date

2005-04-04

Measurement of Partial Widths and Search for Direct CP Violation in D^0 Meson Decays to K^-K^+ and $\pi^-\pi^+$

D. Acosta,¹⁶ T. Affolder,⁹ T. Akimoto,⁵⁴ M.G. Albrow,¹⁵ D. Ambrose,⁴³ S. Amerio,⁴² D. Amidei,³³ A. Anastassov,⁵⁰ K. Anikeev,³¹ A. Annovi,⁴⁴ J. Antos,¹ M. Aoki,⁵⁴ G. Apollinari,¹⁵ T. Arisawa,⁵⁶ J-F. Arguin,³² A. Artikov,¹³ W. Ashmanskas,¹⁵ A. Attal,⁷ F. Azfar,⁴¹ P. Azzi-Bacchetta,⁴² N. Bacchetta,⁴² H. Bachacou,²⁸ W. Badgett,¹⁵ A. Barbaro-Galtieri,²⁸ G.J. Barker,²⁵ V.E. Barnes,⁴⁶ B.A. Barnett,²⁴ S. Baroiant,⁶ M. Barone,¹⁷ G. Bauer,³¹ F. Bedeschi,⁴⁴ S. Behari,²⁴ S. Belforte,⁵³ G. Bellettini,⁴⁴ J. Bellinger,⁵⁸ D. Benjamin,¹⁴ A. Beretvas,¹⁵ A. Bhatti,⁴⁸ M. Binkley,¹⁵ D. Bisello,⁴² M. Bishai,¹⁵ R.E. Blair,² C. Blocker,⁵ K. Bloom,³³ B. Blumenfeld,²⁴ A. Bocci,⁴⁸ A. Bodek,⁴⁷ G. Bolla,⁴⁶ A. Bolshov,³¹ P.S.L. Booth,²⁹ D. Bortoletto,⁴⁶ J. Boudreau,⁴⁵ S. Bourov,¹⁵ C. Bromberg,³⁴ E. Brubaker,²⁸ J. Budagov,¹³ H.S. Budd,⁴⁷ K. Burkett,¹⁵ G. Busetto,⁴² P. Bussey,¹⁹ K.L. Byrum,² S. Cabrera,¹⁴ P. Calafiura,²⁸ M. Campanelli,¹⁸ M. Campbell,³³ A. Canepa,⁴⁶ M. Casarsa,⁵³ D. Carlsmith,⁵⁸ S. Carron,¹⁴ R. Carosi,⁴⁴ M. Cavalli-Sforza,³ A. Castro,⁴ P. Catastini,⁴⁴ D. Cauz,⁵³ A. Cerri,²⁸ C. Cerri,⁴⁴ L. Cerrito,²³ J. Chapman,³³ C. Chen,⁴³ Y.C. Chen,¹ M. Chertok,⁶ G. Chiarelli,⁴⁴ G. Chlachidze,¹³ F. Chlebana,¹⁵ I. Cho,²⁷ K. Cho,²⁷ D. Chokheli,¹³ M.L. Chu,¹ S. Chuang,⁵⁸ J.Y. Chung,³⁸ W-H. Chung,⁵⁸ Y.S. Chung,⁴⁷ C.I. Ciobanu,²³ M.A. Ciocci,⁴⁴ A.G. Clark,¹⁸ D. Clark,⁵ M. Coca,⁴⁷ A. Connolly,²⁸ M. Convery,⁴⁸ J. Conway,⁵⁰ B. Cooper,³⁰ M. Cordelli,¹⁷ G. Cortiana,⁴² J. Cranshaw,⁵² J. Cuevas,¹⁰ R. Culbertson,¹⁵ C. Currat,²⁸ D. Cyr,⁵⁸ D. Dagenhart,⁵ S. Da Ronco,⁴² S. D'Auria,¹⁹ P. de Barbaro,⁴⁷ S. De Cecco,⁴⁹ G. De Lentdecker,⁴⁷ S. Dell'Agnello,¹⁷ M. Dell'Orso,⁴⁴ S. Demers,⁴⁷ L. Demortier,⁴⁸ M. Deninno,⁴ D. De Pedis,⁴⁹ P.F. Derwent,¹⁵ C. Dionisi,⁴⁹ J.R. Dittmann,¹⁵ P. Doksus,²³ A. Dominguez,²⁸ S. Donati,⁴⁴ M. Donega,¹⁸ J. Donini,⁴² M. D'Onofrio,¹⁸ T. Dorigo,⁴² V. Drollinger,³⁶ K. Ebina,⁵⁶ N. Eddy,²³ R. Ely,²⁸ R. Erbacher,¹⁵ M. Erdmann,²⁵ D. Errede,²³ S. Errede,²³ R. Eusebi,⁴⁷ H-C. Fang,²⁸ S. Farrington,²⁹ I. Fedorko,⁴⁴ R.G. Feild,⁵⁹ M. Feindt,²⁵ J.P. Fernandez,⁴⁶ C. Ferretti,³³ R.D. Field,¹⁶ I. Fiori,⁴⁴ G. Flanagan,³⁴ B. Flaughner,¹⁵ L.R. Flores-Castillo,⁴⁵ A. Foland,²⁰ S. Forrester,⁶ G.W. Foster,¹⁵ M. Franklin,²⁰ J. Freeman,²⁸ H. Frisch,¹² Y. Fujii,²⁶ I. Furic,³¹ A. Gajjar,²⁹ A. Gallas,³⁷ J. Galyardt,¹¹ M. Gallinaro,⁴⁸ M. Garcia-Sciveres,²⁸ A.F. Garfinkel,⁴⁶ C. Gay,⁵⁹ H. Gerberich,¹⁴ D.W. Gerdes,³³ E. Gerchtein,¹¹ S. Giagu,⁴⁹ P. Giannetti,⁴⁴ A. Gibson,²⁸ K. Gibson,¹¹ C. Ginsburg,⁵⁸ K. Giolo,⁴⁶ M. Giordani,⁵³ G. Giurgiu,¹¹ V. Glagolev,¹³ D. Glenzinski,¹⁵ M. Gold,³⁶ N. Goldschmidt,³³ D. Goldstein,⁷ J. Goldstein,⁴¹ G. Gomez,¹⁰ G. Gomez-Ceballos,³¹ M. Goncharov,⁵¹ O. González,⁴⁶ I. Gorelov,³⁶ A.T. Goshaw,¹⁴ Y. Gotra,⁴⁵ K. Goulianos,⁴⁸ A. Gresele,⁴ M. Griffiths,²⁹ C. Grosso-Pilcher,¹² M. Guenther,⁴⁶ J. Guimaraes da Costa,²⁰ C. Haber,²⁸ K. Hahn,⁴³ S.R. Hahn,¹⁵ E. Halkiadakis,⁴⁷ R. Handler,⁵⁸ F. Happacher,¹⁷ K. Hara,⁵⁴ M. Hare,⁵⁵ R.F. Harr,⁵⁷ R.M. Harris,¹⁵ F. Hartmann,²⁵ K. Hatakeyama,⁴⁸ J. Hauser,⁷ C. Hays,¹⁴ H. Hayward,²⁹ E. Heider,⁵⁵ B. Heinemann,²⁹ J. Heinrich,⁴³ M. Hennecke,²⁵ M. Herndon,²⁴ C. Hill,⁹ D. Hirschbuehl,²⁵ A. Hocker,⁴⁷ K.D. Hoffman,¹² A. Holloway,²⁰ S. Hou,¹ M.A. Houlden,²⁹ B.T. Huffman,⁴¹ Y. Huang,¹⁴ R.E. Hughes,³⁸ J. Huston,³⁴ K. Ikado,⁵⁶ J. Incandela,⁹ G. Introzzi,⁴⁴ M. Iori,⁴⁹ Y. Ishizawa,⁵⁴ C. Issever,⁹ A. Ivanov,⁴⁷ Y. Iwata,²² B. Iyutin,³¹ E. James,¹⁵ D. Jang,⁵⁰ J. Jarrell,³⁶ D. Jeans,⁴⁹ H. Jensen,¹⁵ E.J. Jeon,²⁷ M. Jones,⁴⁶ K.K. Joo,²⁷ S. Jun,¹¹ T. Junk,²³ T. Kamon,⁵¹ J. Kang,³³ M. Karagoz Unel,³⁷ P.E. Karchin,⁵⁷ S. Kartal,¹⁵ Y. Kato,⁴⁰ Y. Kemp,²⁵ R. Kephart,¹⁵ U. Kerzel,²⁵ V. Khotilovich,⁵¹ B. Kilminster,³⁸ D.H. Kim,²⁷ H.S. Kim,²³ J.E. Kim,²⁷ M.J. Kim,¹¹ M.S. Kim,²⁷ S.B. Kim,²⁷ S.H. Kim,⁵⁴ T.H. Kim,³¹ Y.K. Kim,¹² B.T. King,²⁹ M. Kirby,¹⁴ L. Kirsch,⁵ S. Klimenko,¹⁶ B. Knuteson,³¹ B.R. Ko,¹⁴ H. Kobayashi,⁵⁴ P. Koehn,³⁸ D.J. Kong,²⁷ K. Kondo,⁵⁶ J. Konigsberg,¹⁶ K. Kordas,³² A. Korn,³¹ A. Korytov,¹⁶ K. Kotelnikov,³⁵ A.V. Kotwal,¹⁴ A. Kovalev,⁴³ J. Kraus,²³ I. Kravchenko,³¹ A. Kreymer,¹⁵ J. Kroll,⁴³ M. Kruse,¹⁴ V. Krutelyov,⁵¹ S.E. Kuhlmann,² N. Kuznetsova,¹⁵ A.T. Laasanen,⁴⁶ S. Lai,³² S. Lami,⁴⁸ S. Lammel,¹⁵ J. Lancaster,¹⁴ M. Lancaster,³⁰ R. Lander,⁶ K. Lannon,³⁸ A. Lath,⁵⁰ G. Latino,³⁶ R. Lauhakangas,²¹ I. Lazzizzera,⁴² Y. Le,²⁴ C. Lecci,²⁵ T. LeCompte,² J. Lee,²⁷ J. Lee,⁴⁷ S.W. Lee,⁵¹ N. Leonardo,³¹ S. Leone,⁴⁴ J.D. Lewis,¹⁵ K. Li,⁵⁹ C. Lin,⁵⁹ C.S. Lin,¹⁵ M. Lindgren,¹⁵ T.M. Liss,²³ D.O. Litvintsev,¹⁵ T. Liu,¹⁵ Y. Liu,¹⁸ N.S. Lockyer,⁴³ A. Loginov,³⁵ M. Loreti,⁴² P. Loverre,⁴⁹ R-S. Lu,¹ D. Lucchesi,⁴² P. Lujan,²⁸ P. Lukens,¹⁵ L. Lyons,⁴¹ J. Lys,²⁸ R. Lysak,¹ D. MacQueen,³² R. Madrak,²⁰ K. Maeshima,¹⁵ P. Maksimovic,²⁴ L. Malferrari,⁴ G. Manca,²⁹ R. Marginean,³⁸ M. Martin,²⁴ A. Martin,⁵⁹ V. Martin,³⁷ M. Martínez,³ T. Maruyama,⁵⁴ H. Matsunaga,⁵⁴ M. Mattson,⁵⁷ P. Mazzanti,⁴ K.S. McFarland,⁴⁷ D. McGivern,³⁰ P.M. McIntyre,⁵¹ P. McNamara,⁵⁰ R. McNulty,²⁹ S. Menzemer,³¹ A. Menzione,⁴⁴ P. Merkel,¹⁵ C. Mesropian,⁴⁸ A. Messina,⁴⁹ T. Miao,¹⁵ N. Miladinovic,⁵ L. Miller,²⁰ R. Miller,³⁴ J.S. Miller,³³ R. Miquel,²⁸ S. Miscetti,¹⁷ G. Mitselmakher,¹⁶ A. Miyamoto,²⁶ Y. Miyazaki,⁴⁰ N. Moggi,⁴ B. Mohr,⁷ R. Moore,¹⁵ M. Morello,⁴⁴ A. Mukherjee,¹⁵ M. Mulhearn,³¹ T. Muller,²⁵ R. Mumford,²⁴ A. Munar,⁴³ P. Murat,¹⁵ J. Nachtman,¹⁵ S. Nahn,⁵⁹

I. Nakamura,⁴³ I. Nakano,³⁹ A. Napier,⁵⁵ R. Napora,²⁴ D. Naumov,³⁶ V. Necla,¹⁶ F. Niell,³³ J. Nielsen,²⁸ C. Nelson,¹⁵ T. Nelson,¹⁵ C. Neu,⁴³ M.S. Neubauer,⁸ C. Newman-Holmes,¹⁵ A-S. Nicollerat,¹⁸ T. Nigmanov,⁴⁵ L. Nodulman,² O. Norniella,³ K. Oesterberg,²¹ T. Ogawa,⁵⁶ S.H. Oh,¹⁴ Y.D. Oh,²⁷ T. Ohsugi,²² T. Okusawa,⁴⁰ R. Oldeman,⁴⁹ R. Orava,²¹ W. Orejudos,²⁸ C. Pagliarone,⁴⁴ F. Palmonari,⁴⁴ R. Paoletti,⁴⁴ V. Papadimitriou,¹⁵ S. Pashapour,³² J. Patrick,¹⁵ G. Pauletta,⁵³ M. Paulini,¹¹ T. Pauly,⁴¹ C. Paus,³¹ D. Pellett,⁶ A. Penzo,⁵³ T.J. Phillips,¹⁴ G. Piacentino,⁴⁴ J. Piedra,¹⁰ K.T. Pitts,²³ C. Plager,⁷ A. Pompoš,⁴⁶ L. Pondrom,⁵⁸ G. Pope,⁴⁵ O. Poukhov,¹³ F. Prakoshyn,¹³ T. Pratt,²⁹ A. Pronko,¹⁶ J. Proudfoot,² F. Ptohos,¹⁷ G. Punzi,⁴⁴ J. Rademacker,⁴¹ A. Rakitine,³¹ S. Rappoccio,²⁰ F. Ratnikov,⁵⁰ H. Ray,³³ A. Reichold,⁴¹ B. Reisert,¹⁵ V. Rekovic,³⁶ P. Renton,⁴¹ M. Rescigno,⁴⁹ F. Rimondi,⁴ K. Rinnert,²⁵ L. Ristori,⁴⁴ W.J. Robertson,¹⁴ A. Robson,⁴¹ T. Rodrigo,¹⁰ S. Rolli,⁵⁵ L. Rosenson,³¹ R. Roser,¹⁵ R. Rossin,⁴² C. Rott,⁴⁶ J. Russ,¹¹ A. Ruiz,¹⁰ D. Ryan,⁵⁵ H. Saarikko,²¹ A. Safonov,⁶ R. St. Denis,¹⁹ W.K. Sakumoto,⁴⁷ G. Salamanna,⁴⁹ D. Saltzberg,⁷ C. Sanchez,³ A. Sansoni,¹⁷ L. Santi,⁵³ S. Sarkar,⁴⁹ K. Sato,⁵⁴ P. Savard,³² A. Savoy-Navarro,¹⁵ P. Schemitz,²⁵ P. Schlabach,¹⁵ E.E. Schmidt,¹⁵ M.P. Schmidt,⁵⁹ M. Schmitt,³⁷ L. Scodellaro,⁴² A. Scribano,⁴⁴ F. Scuri,⁴⁴ A. Sedov,⁴⁶ S. Seidel,³⁶ Y. Seiya,⁴⁰ F. Semeria,⁴ L. Sexton-Kennedy,¹⁵ I. Sfiligoi,¹⁷ M.D. Shapiro,²⁸ T. Shears,²⁹ P.F. Shepard,⁴⁵ M. Shimojima,⁵⁴ M. Shochet,¹² Y. Shon,⁵⁸ I. Shreyber,³⁵ A. Sidoti,⁴⁴ J. Siegrist,²⁸ M. Siket,¹ A. Sill,⁵² P. Sinervo,³² A. Sisakyan,¹³ A. Skiba,²⁵ A.J. Slaughter,¹⁵ K. Sliwa,⁵⁵ D. Smirnov,³⁶ J.R. Smith,⁶ F.D. Snider,¹⁵ R. Snihur,³² S.V. Somalwar,⁵⁰ J. Spalding,¹⁵ M. Spezziga,⁵² L. Spiegel,¹⁵ F. Spinella,⁴⁴ M. Spiropulu,⁹ P. Squillacioti,⁴⁴ H. Stadie,²⁵ A. Stefanini,⁴⁴ B. Stelzer,³² O. Stelzer-Chilton,³² J. Strologas,³⁶ D. Stuart,⁹ A. Sukhanov,¹⁶ K. Sumorok,³¹ H. Sun,⁵⁵ T. Suzuki,⁵⁴ A. Taffard,²³ R. Tafirout,³² S.F. Takach,⁵⁷ H. Takano,⁵⁴ R. Takashima,²² Y. Takeuchi,⁵⁴ K. Takikawa,⁵⁴ M. Tanaka,² R. Tanaka,³⁹ N. Tanimoto,³⁹ S. Tapprogge,²¹ M. Tecchio,³³ P.K. Teng,¹ K. Terashi,⁴⁸ R.J. Tesarek,¹⁵ S. Tether,³¹ J. Thom,¹⁵ A.S. Thompson,¹⁹ E. Thomson,⁴³ P. Tipton,⁴⁷ V. Tiwari,¹¹ S. Tkaczyk,¹⁵ D. Toback,⁵¹ K. Tollefson,³⁴ T. Tomura,⁵⁴ D. Tonelli,⁴⁴ M. Tönnemann,³⁴ S. Torre,⁴⁴ D. Torretta,¹⁵ W. Trischuk,³² J. Tseng,⁴¹ R. Tsuchiya,⁵⁶ S. Tsuno,³⁹ D. Tsybychev,¹⁶ N. Turini,⁴⁴ M. Turner,²⁹ F. Ukegawa,⁵⁴ T. Unverhau,¹⁹ S. Uozumi,⁵⁴ D. Usynin,⁴³ L. Vacavant,²⁸ A. Vaiciulis,⁴⁷ A. Varganov,³³ E. Vataga,⁴⁴ S. Vejckik III,¹⁵ G. Velez,¹⁵ G. Veramendi,²³ T. Vickey,²³ R. Vidal,¹⁵ I. Vila,¹⁰ R. Vilar,¹⁰ I. Volobouev,²⁸ M. von der Mey,⁷ P. Wagner,⁵¹ R.G. Wagner,² R.L. Wagner,¹⁵ W. Wagner,²⁵ R. Wallny,⁷ T. Walter,²⁵ T. Yamashita,³⁹ K. Yamamoto,⁴⁰ Z. Wan,⁵⁰ M.J. Wang,¹ S.M. Wang,¹⁶ A. Warburton,³² B. Ward,¹⁹ S. Waschke,¹⁹ D. Waters,³⁰ T. Watts,⁵⁰ M. Weber,²⁸ W.C. Wester III,¹⁵ B. Whitehouse,⁵⁵ A.B. Wicklund,² E. Wicklund,¹⁵ H.H. Williams,⁴³ P. Wilson,¹⁵ B.L. Winer,³⁸ P. Wittich,⁴³ S. Wolbers,¹⁵ M. Wolter,⁵⁵ M. Worcester,⁷ S. Worm,⁵⁰ T. Wright,³³ X. Wu,¹⁸ F. Würthwein,⁸ A. Wyatt,³⁰ A. Yagil,¹⁵ U.K. Yang,¹² W. Yao,²⁸ G.P. Yeh,¹⁵ K. Yi,²⁴ J. Yoh,¹⁵ P. Yoon,⁴⁷ K. Yorita,⁵⁶ T. Yoshida,⁴⁰ I. Yu,²⁷ S. Yu,⁴³ Z. Yu,⁵⁹ J.C. Yun,¹⁵ L. Zanello,⁴⁹ A. Zanetti,⁵³ I. Zaw,²⁰ F. Zetti,⁴⁴ J. Zhou,⁵⁰ A. Zsenei,¹⁸ and S. Zucchelli⁴

(CDF Collaboration)

¹*Institute of Physics, Academia Sinica, Taipei, Taiwan 11529, Republic of China*

²*Argonne National Laboratory, Argonne, Illinois 60439*

³*Institut de Fisica d'Altes Energies, Universitat Autònoma de Barcelona, E-08193, Bellaterra (Barcelona), Spain*

⁴*Istituto Nazionale di Fisica Nucleare, University of Bologna, I-40127 Bologna, Italy*

⁵*Brandeis University, Waltham, Massachusetts 02254*

⁶*University of California at Davis, Davis, California 95616*

⁷*University of California at Los Angeles, Los Angeles, California 90024*

⁸*University of California at San Diego, La Jolla, California 92093*

⁹*University of California at Santa Barbara, Santa Barbara, California 93106*

¹⁰*Instituto de Fisica de Cantabria, CSIC-University of Cantabria, 39005 Santander, Spain*

¹¹*Carnegie Mellon University, Pittsburgh, PA 15213*

¹²*Enrico Fermi Institute, University of Chicago, Chicago, Illinois 60637*

¹³*Joint Institute for Nuclear Research, RU-141980 Dubna, Russia*

¹⁴*Duke University, Durham, North Carolina 27708*

¹⁵*Fermi National Accelerator Laboratory, Batavia, Illinois 60510*

¹⁶*University of Florida, Gainesville, Florida 32611*

¹⁷*Laboratori Nazionali di Frascati, Istituto Nazionale di Fisica Nucleare, I-00044 Frascati, Italy*

¹⁸*University of Geneva, CH-1211 Geneva 4, Switzerland*

¹⁹*Glasgow University, Glasgow G12 8QQ, United Kingdom*

²⁰*Harvard University, Cambridge, Massachusetts 02138*

²¹*The Helsinki Group: Helsinki Institute of Physics; and Division of High Energy Physics, Department of Physical Sciences, University of Helsinki, FIN-00044, Helsinki, Finland*

²²*Hiroshima University, Higashi-Hiroshima 724, Japan*

²³*University of Illinois, Urbana, Illinois 61801*

- ²⁴The Johns Hopkins University, Baltimore, Maryland 21218
- ²⁵Institut für Experimentelle Kernphysik, Universität Karlsruhe, 76128 Karlsruhe, Germany
- ²⁶High Energy Accelerator Research Organization (KEK), Tsukuba, Ibaraki 305, Japan
- ²⁷Center for High Energy Physics: Kyungpook National University, Taegu 702-701; Seoul National University, Seoul 151-742; and SungKyunKwan University, Suwon 440-746; Korea
- ²⁸Ernest Orlando Lawrence Berkeley National Laboratory, Berkeley, California 94720
- ²⁹University of Liverpool, Liverpool L69 7ZE, United Kingdom
- ³⁰University College London, London WC1E 6BT, United Kingdom
- ³¹Massachusetts Institute of Technology, Cambridge, Massachusetts 02139
- ³²Institute of Particle Physics, McGill University, Montréal, Canada H3A 2T8; and University of Toronto, Toronto, Canada M5S 1A7
- ³³University of Michigan, Ann Arbor, Michigan 48109
- ³⁴Michigan State University, East Lansing, Michigan 48824
- ³⁵Institution for Theoretical and Experimental Physics, ITEP, Moscow 117259, Russia
- ³⁶University of New Mexico, Albuquerque, New Mexico 87131
- ³⁷Northwestern University, Evanston, Illinois 60208
- ³⁸The Ohio State University, Columbus, Ohio 43210
- ³⁹Okayama University, Okayama 700-8530, Japan
- ⁴⁰Osaka City University, Osaka 588, Japan
- ⁴¹University of Oxford, Oxford OX1 3RH, United Kingdom
- ⁴²University of Padova, Istituto Nazionale di Fisica Nucleare, Sezione di Padova-Trento, I-35131 Padova, Italy
- ⁴³University of Pennsylvania, Philadelphia, Pennsylvania 19104
- ⁴⁴Istituto Nazionale di Fisica Nucleare, University and Scuola Normale Superiore of Pisa, I-56100 Pisa, Italy
- ⁴⁵University of Pittsburgh, Pittsburgh, Pennsylvania 15260
- ⁴⁶Purdue University, West Lafayette, Indiana 47907
- ⁴⁷University of Rochester, Rochester, New York 14627
- ⁴⁸The Rockefeller University, New York, New York 10021
- ⁴⁹Istituto Nazionale di Fisica Nucleare, Sezione di Roma 1, University di Roma "La Sapienza," I-00185 Roma, Italy
- ⁵⁰Rutgers University, Piscataway, New Jersey 08855
- ⁵¹Texas A&M University, College Station, Texas 77843
- ⁵²Texas Tech University, Lubbock, Texas 79409
- ⁵³Istituto Nazionale di Fisica Nucleare, University of Trieste/ Udine, Italy
- ⁵⁴University of Tsukuba, Tsukuba, Ibaraki 305, Japan
- ⁵⁵Tufts University, Medford, Massachusetts 02155
- ⁵⁶Waseda University, Tokyo 169, Japan
- ⁵⁷Wayne State University, Detroit, Michigan 48201
- ⁵⁸University of Wisconsin, Madison, Wisconsin 53706
- ⁵⁹Yale University, New Haven, Connecticut 06520

We present a measurement of relative partial widths and decay rate CP asymmetries in K^-K^+ and $\pi^-\pi^+$ decays of D^0 mesons produced in $p\bar{p}$ collisions at $\sqrt{s} = 1.96$ TeV. We use a sample of 2×10^5 $D^{*+} \rightarrow D^0\pi^+$ (and charge conjugate) decays with the D^0 decaying to $K^-\pi^+$, K^-K^+ , and $\pi^-\pi^+$, corresponding to 123 pb^{-1} of data collected by the Collider Detector at Fermilab II experiment at the Fermilab Tevatron collider. No significant direct CP violation is observed. We measure $\Gamma(D^0 \rightarrow K^-K^+)/\Gamma(D^0 \rightarrow K^-\pi^+) = 0.0992 \pm 0.0011 \pm 0.0012$, $\Gamma(D^0 \rightarrow \pi^-\pi^+)/\Gamma(D^0 \rightarrow K^-\pi^+) = 0.03594 \pm 0.00054 \pm 0.00040$, $A_{CP}(K^-K^+) = (2.0 \pm 1.2 \pm 0.6) \%$, and $A_{CP}(\pi^-\pi^+) = (1.0 \pm 1.3 \pm 0.6) \%$, where, in all cases, the first uncertainty is statistical and the second is systematic.

PACS numbers: 14.40.Lb, 13.25.Ft,

The Cabibbo suppressed decays $D^0 \rightarrow K^-K^+, \pi^-\pi^+$ have been used to study D^0 mixing and CP violation in the charm sector. Direct CP violation in decay rates requires the interference of two amplitudes with different weak and strong phases. In $D^0 \rightarrow K^-K^+, \pi^-\pi^+$, the spectator and penguin amplitudes have different weak phases, and different strong phases are expected to be generated by rescattering in final state interactions (FSI). The predicted rates of CP violation are of the order of the imaginary part of the V_{cs} element

of the CKM matrix, $O(0.1\%)$. New physics, providing additional phases, can enhance these predictions up to $O(1\%)$ [1]. At present there is no experimental evidence of direct CP violation in these decays; a combination of previous measurements [2] yields, for the direct CP asymmetries (A_{CP}), $A_{CP}(K^-K^+) = 0.005 \pm 0.016$, and $A_{CP}(\pi^-\pi^+) = 0.021 \pm 0.026$.

In the limit of exact SU(3) flavor symmetry [3] $\Gamma(D^0 \rightarrow K^-K^+)/\Gamma(D^0 \rightarrow \pi^-\pi^+) \sim 1$. Including the effects of phase space, the difference of the kaon and pion de-

cay constants and other SU(3) breaking effects may increase this ratio up to 1.4 [4]. The world average value is 2.826 ± 0.097 [2], well above the expectations. Large FSI and contributions from penguin diagrams have been proposed to explain this discrepancy [5]. Phenomenological analyses [6], using available data on D^0 and D^+ branching ratios, derive the magnitudes and phase shifts of the relevant amplitudes, including FSI, that reproduce the above world-average measured ratio. The same phenomenological analyses predict CP asymmetries as high as 0.1% for certain Cabibbo-suppressed decays and somewhat lower asymmetries for the K^-K^+ and $\pi^-\pi^+$ channels. A significant asymmetry at the level of 1%, not yet excluded experimentally, would be an interesting indication for nonstandard model sources of CP violation in the charm sector.

We present measurements of the ratios $\Gamma(D^0 \rightarrow K^-K^+)/\Gamma(D^0 \rightarrow K^-\pi^+)$, and $\Gamma(D^0 \rightarrow \pi^-\pi^+)/\Gamma(D^0 \rightarrow K^-\pi^+)$, and results of the search for direct CP violation in the Cabibbo-suppressed $D^0 \rightarrow K^-K^+$ and $D^0 \rightarrow \pi^-\pi^+$ decays. The sample contains 2×10^5 $D^{*+} \rightarrow D^0\pi^+$ events, with D^0 decaying to the three modes under study (charge conjugate states are implied throughout this paper, unless otherwise stated). The D^0 flavor is unambiguously determined from the charge of the pion in the strong decay $D^{*+} \rightarrow D^0\pi^+$.

The components of the CDF II detector pertinent to this analysis are described briefly below; a more complete description can be found elsewhere [7]. For this measurement we use only tracks reconstructed by both the Central Outer Tracker (COT) [8] and the silicon microstrip detector (SVXII) [9] in the pseudorapidity range $|\eta| \lesssim 1$ [10]. The D^0 decays used in this analysis are selected with a three-level trigger system. At Level 1, charged tracks are reconstructed in the COT transverse plane by a hardware processor (eXtremely Fast Tracker) [11]. The trigger requires two oppositely charged tracks with transverse momenta $p_T \geq 2$ GeV/c and the scalar sum $p_{T1} + p_{T2} \geq 5.5$ GeV/c. At Level 2, the Silicon Vertex Tracker (SVT) [12] associates SVXII r - ϕ position measurements with XFT tracks, providing a precise measurement of the track impact parameter (d_0), defined as the distance of closest approach, in the transverse plane, of the trajectory of the track to the beam axis. The resolution of this impact parameter measurement is $50 \mu\text{m}$, which includes a $\approx 30 \mu\text{m}$ contribution from the transverse beam size. Hadronic decays of heavy flavor particles are selected by requiring two-tracks (trigger tracks) with $120 \mu\text{m} \leq d_0 \leq 1.0$ mm. The two trigger tracks must have an opening angle in the transverse plane satisfying $2^\circ \leq |\Delta\phi| \leq 90^\circ$ and must satisfy the requirement $L_{xy} > 200 \mu\text{m}$, where the two-dimensional decay length, L_{xy} , is calculated as the transverse distance from the beam line to the two-track vertex projected along the total transverse momentum of the track pair. At Level 3, a complete event reconstruction is performed,

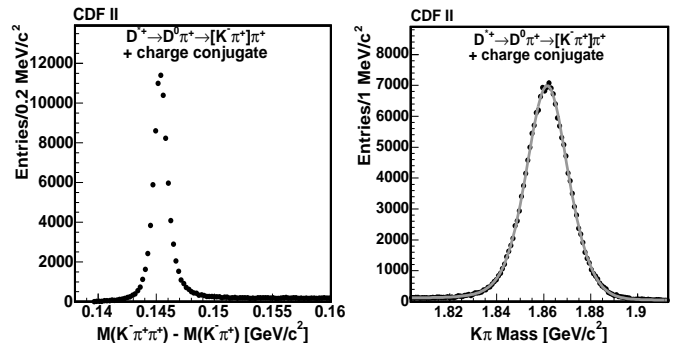


FIG. 1: The $\Delta M = M(K^-\pi^+\pi^+) - M(K^-\pi^+)$ distribution (left) for the $D^0 \rightarrow K^-\pi^+$ candidates. The $K^-\pi^+$ invariant mass distribution (right) after all selection criteria have been applied. The curve is the sum of the fits performed separately for the D^0 and \bar{D}^0 mesons.

and the Level 1 and Level 2 requirements are confirmed.

The reconstruction of D^{*+} candidates starts from the selection of pairs of oppositely charged tracks that satisfy the trigger requirements. We form one $D^0 \rightarrow K^-\pi^+$, K^-K^+ , and $\pi^-\pi^+$ candidate for each trigger pair. For the $K^-\pi^+$ mode we also form a second D^0 candidate with the mass assignments interchanged. No K or π particle identification is used in this analysis. D^0 candidates whose invariant mass is within ± 100 MeV/c^2 of the mean reconstructed D^0 mass are combined with a third track with $p_T \geq 0.4$ GeV/c to form a $D^{*+} \rightarrow D^0\pi^+$ candidate. In the reconstruction of $D^0 \rightarrow K^-\pi^+$ decays, the charge of the pion from the D^0 decay is required to be the same as the charge of the pion from the D^{*+} decay.

To reduce combinatorial background and background from partially reconstructed D^0 decays, we require the measured mass difference, ΔM , between the D^{*+} and D^0 mesons to be within three standard deviations in experimental resolution of the expected value: $143.5 \text{ MeV}/c^2 < \Delta M < 147.2 \text{ MeV}/c^2$. Finally, to reduce the potential systematic uncertainty induced by the different acceptance ratios of D^{*+} produced in B -hadron decays, the contribution ($\sim 12\%$) [13] of non-prompt D^{*+} is reduced by requiring the impact parameter of the D^0 meson to satisfy $d_0(D^0) \leq 100 \mu\text{m}$.

The D^0 yields are obtained from binned maximum likelihood fits to the D^0 invariant mass distributions. For the $K^-\pi^+$ mode, the signal is modeled with a single Gaussian function plus a convolution of an exponential function with an error function to model the low mass tail of the observed distribution; a second-degree polynomial is used to model the combinatorial background. For the K^-K^+ and $\pi^-\pi^+$ modes, due to the limited event statistics, we use a single Gaussian as a model for the signal. We use Gaussian functions to describe both the $K^-\pi^+$ mis-identification peaks in the K^-K^+ and $\pi^-\pi^+$ modes and the background from partially reconstructed

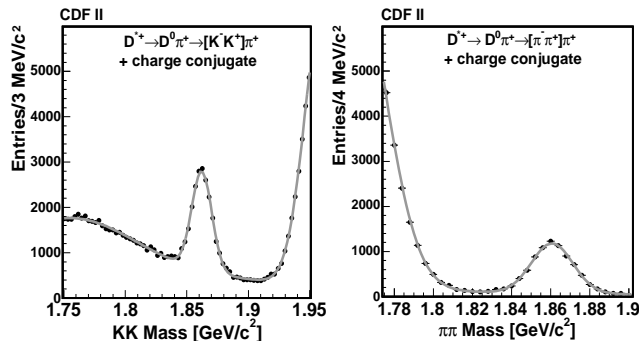


FIG. 2: The K^-K^+ (left) and $\pi^-\pi^+$ (right) invariant mass distributions after all selection criteria have been applied.

$D^0 \rightarrow K^-\pi^+\pi^0$ decays in the K^-K^+ mode, and we verified, in simulated samples of inclusive D^0 decays, that this model adequately describes both sources of background. The invariant mass distributions for the $K^-\pi^+$, K^-K^+ , and $\pi^-\pi^+$ modes are shown in Fig. 1 and Fig. 2. The number of signal events from the fits to the invariant mass distributions are reported in Table I.

TABLE I: The D^0 and $\overline{D^0}$ signals determined from the fits to the invariant mass distributions. The errors are the statistical uncertainties from the fits.

Mode	D^0	$\overline{D^0}$	Total
$K\pi$	$88,310 \pm 330$	$92,600 \pm 340$	$180,910 \pm 480$
KK	$8,190 \pm 140$	$8,030 \pm 140$	$16,220 \pm 200$
$\pi\pi$	$3,660 \pm 69$	$3,674 \pm 68$	$7,334 \pm 97$

The relative branching fractions are extracted using the formula

$$\frac{\Gamma(D^0 \rightarrow h^-h^+)}{\Gamma(D^0 \rightarrow K^-\pi^+)} = \frac{N_{h^-h^+}}{N_{K\pi}} \cdot \frac{\epsilon_{K\pi}}{\epsilon_{h^-h^+}} = \frac{N_{h^-h^+}}{N_{K\pi}} \cdot R_{h^-h^+}, \quad (1)$$

where $h = K$ or π , $N_{h^-h^+}$ is the total number of D^0 mesons decaying in the appropriate mode from Table I, and $\epsilon_{h^-h^+}$ is the average D^0 and $\overline{D^0}$ acceptance for each of the decays, including trigger and reconstruction efficiency. The quantity $R_{h^-h^+}$ is the efficiency ratio of the $D^0 \rightarrow K^-\pi^+$ to $D^0 \rightarrow h^-h^+$ mode.

We have used a Monte Carlo simulation, based on GEANT [14], of the CDF II detector and trigger to determine the ratios of the relative trigger and reconstruction efficiencies for the three decay modes. The trigger efficiency varies among the three modes due to the different nuclear interaction and decay-in-flight probabilities for π^+ , π^- , K^+ , and K^- , the differences in the kinematics of the decay (*e.g.*, opening angle distributions), induced by the masses of the final state particles, and the different XFT efficiency as a function of the track p_T caused by the different specific ionization in the COT for π^\pm and K^\pm . The simulated signals have been gener-

ated using as input the momentum and rapidity distributions of the D^{*+} mesons as measured by CDF II [13]. The simulation of the CDF II detector includes the time variation of the beam position and of the hardware configuration in the SVX II and SVT. The trigger efficiencies have been studied in detail using calibration samples of real data. For the ratio of efficiencies we obtain $R_{KK} = 1.1073 \pm 0.0074$ and $R_{\pi\pi} = 0.8867 \pm 0.0056$, where the uncertainties are due to Monte Carlo statistics. For the relative $D^0 \rightarrow K^-K^+$ to $D^0 \rightarrow \pi^-\pi^+$ efficiencies we obtain 1.2488 ± 0.0078 .

The systematic uncertainty on the ratios of the signal yields due to the fitting procedure has been estimated by varying the model used for the combinatorial background (using a third-degree polynomial instead of a second-degree polynomial), using two Gaussian functions with different means and widths to describe D^0 signals, and performing the fits in different ranges of $p_T(D^0)$. This systematic uncertainty is listed in the first row of Table II. We have evaluated the systematic uncertainty in the determination of the relative efficiencies from the following sources: Monte Carlo statistic, the simulation of the XFT and SVT triggers, the time-dependent variations of the beam spot size in z , the simulation of nuclear interactions in the CDF II detector, the effect on the trigger efficiency due to a possible lifetime difference between the CP-even and CP-mixed D^0 decays, the input p_T spectra for D^{*+} mesons, and the different ratios of efficiencies for D^{*+} produced in B -hadron decays. The contribution of each source listed above to the total relative systematic error on the ratio of branching fraction measurements is reported in Table II. Using Eq. 1 we

TABLE II: The sources of systematic uncertainty on the ratios of branching fractions and their contributions to the total fractional systematic uncertainty.

Systematic source	$(\frac{KK}{K\pi})$ [%]	$(\frac{\pi\pi}{K\pi})$ [%]	$(\frac{KK}{\pi\pi})$ [%]
Signal Yields	0.64	0.54	0.67
Monte Carlo statistics	0.67	0.63	0.62
Trigger simulation	0.34	0.31	0.37
Beam spot size	0.35	0.24	0.35
Material in GEANT	0.28	0.30	0.59
Lifetime difference	0.55	0.55	
Input spectra	0.05	< 0.01	< 0.01
Non prompt D^*	0.16	0.08	0.24
Total relative error:	1.2	1.1	1.2

derive the relative branching ratios reported in Table III. In addition, we derive $\Gamma(D^0 \rightarrow K^-K^+)/\Gamma(D^0 \rightarrow \pi^-\pi^+) = 2.760 \pm 0.040$ (*stat*) ± 0.034 (*sys*).

We extract the CP decay rate asymmetries, using the same samples of D^0 decays described above, by measuring

$$A_{CP} \equiv \frac{\Gamma(D^0 \rightarrow f) - \Gamma(\overline{D^0} \rightarrow f)}{\Gamma(D^0 \rightarrow f) + \Gamma(\overline{D^0} \rightarrow f)},$$

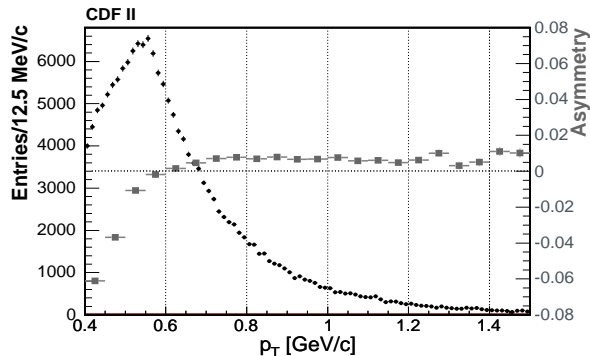


FIG. 3: The D^{*+} decay pion p_T distribution (black dots), and the detector charge asymmetry (gray squares) as a function of track p_T .

where f represents either the K^-K^+ or $\pi^-\pi^+$ final state. The direct production of charm mesons in $p\bar{p}$ collisions is assumed to be CP invariant. The measured CP asymmetry must be corrected for different detector efficiencies (detector charge asymmetry) for positive and negative charged pions in the D^* decay, which produce a different detection efficiency for D^{*+} and D^{*-} mesons.

The detector charge asymmetry is produced by the interactions of particles with the detector material and by effects related to the cell geometry of the COT. We measure this asymmetry in order to correct the number of observed $D^{*+} \rightarrow \overline{D^0}\pi^+$ decays relative to the number of observed $D^{*-} \rightarrow \overline{D^0}\pi^-$ decays for the difference in detection efficiencies of π^+ and π^- . For the detector charge asymmetry measurement, we compare the numbers of reconstructed positive and negative tracks as a function of track p_T in a high statistics data sample collected with the same trigger used to collect the signal sample. We avoid a bias in the charge asymmetry due to interactions of the beam with material in the detector near the interaction region by selecting tracks which originate from the primary $p\bar{p}$ collision point, requiring the track impact parameter to be $d_0 \leq 100 \mu\text{m}$. The detector charge asymmetry, defined as $(N^+ - N^-)/(N^+ + N^-)$, where N^+ (N^-) is the number of positive (negative) tracks in the sample, is shown as a function of the track p_T in Fig. 3. Using the event yields in Table I, and correcting for the detector charge asymmetry, we obtain the CP asymmetries reported in Table III.

TABLE III: Summary of results from this analysis. The first uncertainty is statistical, the second systematic.

	$D^0 \rightarrow K^-K^+$ [%]	$D^0 \rightarrow \pi^-\pi^+$ [%]
$\Gamma/\Gamma(K^-\pi^+)$	$9.92 \pm 0.11 \pm 0.12$	$3.594 \pm 0.054 \pm 0.040$
A_{CP}	$2.0 \pm 1.2 \pm 0.6$	$1.0 \pm 1.3 \pm 0.6$

To evaluate the systematic uncertainty associated with the charge asymmetry corrections we apply the correc-

tions to the sample of $D^{*+} \rightarrow D^0\pi^+ \rightarrow [K^-\pi^+]\pi^+$ decays, where, in the standard model, we expect no CP violation. Unlike the analysis for the decays to CP eigenstates, in this case we must also apply an efficiency correction of 3% due to the different nuclear interaction rates of K^+ and K^- , derived from the Monte Carlo described above. A residual asymmetry of $(0.35 \pm 0.53)\%$ is found, where the error is the statistical uncertainty due to the data and Monte Carlo statistics. In addition, we check possible dependence of the charge asymmetry corrections on the event environment by deriving the corrections using track samples selected by different triggers and using a sample of $K_S^0 \rightarrow \pi^-\pi^+$ decays instead of generic tracks. We also check for charge dependent effects on the observables used in the analysis (ΔM and D^0 invariant mass) and in the signal shapes. In all cases we find negligible effects. Finally we test the quality of the charge asymmetry corrections by performing the CP asymmetry measurements dividing the signal samples into two ranges of D^{*+} pion transverse momentum ($p_T > 0.6 \text{ GeV}/c$ and $p_T \leq 0.6 \text{ GeV}/c$). These additional uncertainty estimates result in variations smaller than the uncertainty of $\pm 0.53\%$ on the asymmetry measurement described above, and this statistical uncertainty is adopted as a conservative estimate of our systematic error. An additional systematic uncertainty of $\pm 0.2\%$, due to the yield determination of D^0 and $\overline{D^0}$, is added in quadrature to the detector charge asymmetry correction uncertainty; other sources give negligible contributions and are ignored.

In summary, we have used the CDF II detector to measure the ratios of partial widths $\Gamma(D^0 \rightarrow K^-K^+)/\Gamma(D^0 \rightarrow K^-\pi^+) = 0.0992 \pm 0.0011 (stat) \pm 0.0012 (syst)$, $\Gamma(D^0 \rightarrow \pi^-\pi^+)/\Gamma(D^0 \rightarrow K^-\pi^+) = 0.03594 \pm 0.00054 (stat) \pm 0.00040 (syst)$. These measurements agree with, and are an improvement in precision over, the world averages $\Gamma(D^0 \rightarrow K^-K^+)/\Gamma(D^0 \rightarrow K^-\pi^+) = 0.1023_{-0.0027}^{+0.0022}$, $\Gamma(D^0 \rightarrow \pi^-\pi^+)/\Gamma(D^0 \rightarrow K^-\pi^+) = 0.0362 \pm 0.0010$ [2].

We have made the most precise measurement to date of the direct CP asymmetries $A_{CP}(K^-K^+) = [2.0 \pm 1.2 (stat) \pm 0.6 (syst)]\%$, and $A_{CP}(\pi^-\pi^+) = [1.0 \pm 1.3 (stat) \pm 0.6 (syst)]\%$. In agreement with the world averages $A_{CP}(K^-K^+) = (0.5 \pm 1.6)\%$, and $A_{CP}(\pi^-\pi^+) = (2.1 \pm 2.6)\%$ [2]. At present there is no evidence for direct CP violation in Cabibbo-suppressed D^0 decays.

We thank the Fermilab staff and the technical staffs of the participating institutions for their vital contributions. This work was supported by the U.S. Department of Energy and National Science Foundation; the Italian Istituto Nazionale di Fisica Nucleare; the Ministry of Education, Culture, Sports, Science and Technology of Japan; the Natural Sciences and Engineering Research Council of Canada; the National Science Council of the Republic of China; the Swiss National Science Foundation; the A.P. Sloan Foundation; the Bundesministerium fuer Bildung und Forschung, Germany; the Korean Science and

Engineering Foundation and the Korean Research Foundation; the Particle Physics and Astronomy Research Council and the Royal Society, UK; the Russian Foundation for Basic Research; the Comision Interministerial de Ciencia y Tecnologia, Spain; and in part by the European Community's Human Potential Programme under contract HPRN-CT-2002-00292, Probe for New Physics.

-
- [1] A.A.Petrov, Continuous Advances in QCD 2000, World Scientific, Singapore 2000; A.F.Falk, Y.Grossman, Z.Ligeti, and A.A.Petrov, Phys. Rev D **65**, 054034 (2002); G.Burdman, and I.Shipsey, Annu. Rev. Nucl. Sci., Vol. **53**, 431 (2003); S.Bianco, F.L.Fabbri, D.Benson, and I.Bigi, Riv. Nuovo Cimento 26N7, 1 (2004).
- [2] The Particle Data Group, S.Eidelman *et al.*, Phys. Lett. B **592**, 1 (2004).
- [3] M.B.Einhorn, and C.Quigg, Phys. Rev. D **12**, 2015 (1975).
- [4] A.J.Buras, J.M.Gerard, and R.Rückl, Nucl. Phys. B **268**, 16 (1986); M.Bauer, B.Stech, and M.Wirbel, Z.Phys. C **34**, 103 (1987).
- [5] A.N.Kamal, and R.C.Verma, Phys. Rev. D **35**, 3515 (1987); A.N.Kamal, and R.Sinha, Phys. Rev. D **36**, 3510 (1987); A.Czarnecki, A.N.Kamal, and Qi-ping Xu, Z. Phys. C **54**, 411 (1992); L.L.Chau, and H.Y.Cheng, Phys. Lett. B **280**, 281 (1992).
- [6] F.Buccella *et al.*, Phys. Rev. D **51**, 3478 (1995); F.Buccella *et al.*, Phys. Lett. B **379**, 249 (1996).
- [7] CDF Collaboration, R.Blair *et al.*, FERMILAB-PUB-96/390-E (1996).
- [8] T.Affolder *et al.*, Nucl. Instrum. Meth. **A 526**, 249 (2004).
- [9] A.Sill *et al.*, Nucl. Instrum. Meth. **A 447**, 1 (2000).
- [10] CDF II uses a cylindrical coordinate system in which ϕ is the azimuthal angle, r is the radius from the nominal beamline, y points up and z points in the proton beam direction with the origin at the center of the detector. The transverse plane is the plane perpendicular to the z axis. A superconducting magnet provides a nearly uniform 1.4 T axial field in which charged particles are reconstructed.
- [11] E.J.Thomson *et al.*, IEEE Trans. Nucl. Sci. **49**, 1063 (2002).
- [12] W.Ashmanskas *et al.*, Nucl. Instrum. Methods Phys. Res., Sect. A **447**, 218 (2000). W.Ashmanskas *et al.*, Fermilab Report no. FERMILAB-CONF-03/168-E, 2003.
- [13] CDF Collaboration, D.Acosta *et al.*, Phys. Rev. Lett. **91**, 241804 (2003).
- [14] R.Brun, R.Hagelberg, M.Hansroul, and J.C.Lassalle, CERN Report No. CERN-DD-78-2-REV, 1987; CERN Report No. CERN-DD-78-2, 1987.