

# Lawrence Berkeley National Laboratory

## Recent Work

**Title**

INCLUSIVE PION SPECTRA AND COMPLEX REGGE POLES

**Permalink**

<https://escholarship.org/uc/item/2n1244x0>

**Author**

Chen, Chih Kwan.

**Publication Date**

1974-02-01

Submitted to Physics Letters B

LBL-2650  
Preprint *e.1*

RECEIVED  
LAWRENCE  
RADIATION LABORATORY


MAR 22 1974

LIBRARY AND  
DOCUMENTS SECTION

INCLUSIVE PION SPECTRA AND COMPLEX REGGE POLES

Chih Kwan Chen

February 22, 1974



Prepared for the U. S. Atomic Energy Commission  
under Contract W-7405-ENG-48

**For Reference**

Not to be taken from this room

00004101862

## **DISCLAIMER**

This document was prepared as an account of work sponsored by the United States Government. While this document is believed to contain correct information, neither the United States Government nor any agency thereof, nor the Regents of the University of California, nor any of their employees, makes any warranty, express or implied, or assumes any legal responsibility for the accuracy, completeness, or usefulness of any information, apparatus, product, or process disclosed, or represents that its use would not infringe privately owned rights. Reference herein to any specific commercial product, process, or service by its trade name, trademark, manufacturer, or otherwise, does not necessarily constitute or imply its endorsement, recommendation, or favoring by the United States Government or any agency thereof, or the Regents of the University of California. The views and opinions of authors expressed herein do not necessarily state or reflect those of the United States Government or any agency thereof or the Regents of the University of California.

## INCLUSIVE PION SPECTRA AND COMPLEX REGGE POLES

Chih Kwan Chen<sup>\*†</sup>Lawrence Berkeley Laboratory  
University of California  
Berkeley, California 94720

February 22, 1974

## ABSTRACT

A quantitative investigation predicts a strong high-energy decrease of  $E \frac{d^3\sigma}{dp^3}$  at  $y = 0$ , if the large curvature of  $E \frac{d^3\sigma}{dp^3}$  in the pionization region at ISR energies is attributed to complex Regge poles.

The rising  $pp$  total cross section, the increase of the pionization plateau, and the shape of single-pion inclusive spectra can be qualitatively correlated with complex Regge poles (1,2). The purpose of this article is to investigate more quantitatively the role of complex Regge poles in single-pion inclusive spectra, and to call attention to some specific characteristics of high energy inclusive spectra predicted by the complex Regge pole hypothesis.

Mueller's double-Regge expansion (3) connects the behavior of single particle inclusive cross section in the pionization region with the behavior of total cross sections. Furthermore it is supposed to explain simultaneously the energy dependence and the rapidity dependence of the inclusive spectra. Recent CERN ISR experiments on single-pion

<sup>\*</sup> Participating guest and consultant, Lawrence Berkeley Laboratory;

work supported in part by the U. S. Atomic Energy Commission.

<sup>†</sup> Address after March 1, 1974: Department of Natural Philosophy,  
University of Glasgow, Glasgow, Scotland G12 8QQ.

inclusive spectra from  $pp$  collisions reveal a large curvature in the inclusive spectra near the center of the rapidity space. We will see from our quantitative investigation that if the large curvature is attributed to complex Regge poles, severe oscillations in the energy dependence of the inclusive spectra should be expected beyond ISR energies, providing an excellent test for the hypothesis of complex Regge poles.

A simultaneous fit of  $pp$  and  $p\bar{p}$  total cross sections, and the single-pion inclusive spectra from  $pp$  collisions has been made. Data on  $pp$  and  $p\bar{p}$  total cross sections above  $s \geq 30 (\text{GeV})^2$  have been employed, the corresponding interval for pion inclusive spectra being  $s \geq (30)^2 = 900 (\text{GeV})^2$ . Single  $\pi^-$  inclusive data are taken at  $q_T = 0.4 \text{ GeV}/c$ , and at  $s = 935$  and  $2800 (\text{GeV})^2$  from a recent CERN ISR experiment (4). The region to be fitted excludes two units in rapidity from each end of the kinematical boundary. The total cross section data are taken from Serpukov (5), NAL (6,7), and CERN ISR (8) experiments. Since the available pion inclusive data are restricted to eleven data points, only a small number of arbitrary parameters can be determined. In a previous fit of  $pp$  and  $p\bar{p}$  total cross sections (2) by a set of Regge singularities including complex Regge poles, the contribution of the  $P'$  pole turned out to be not very significant. Therefore we ignore the  $P'$  pole in the present fit. The contribution of the  $\rho$  Regge pole is also neglected due to the observed small difference between  $\pi^+$  and  $\pi^-$  inclusive spectra at  $q_T = 0.4 \text{ GeV}/c$ . We thus keep only the pomeron and one pair of complex Regge poles in Mueller's double Regge expansion. The double complex Regge pole term is also neglected in our fit; the effect of this neglect will be discussed at the end of the article.

00004101863

The form of the single  $\pi^-$  inclusive spectrum used in our fit is

$$f_{\pi^-}(s, y, q_T \approx 0.4) \equiv E \frac{d^3\sigma}{dp^3} = \gamma_{PP} + 4|\gamma_{CP}| \cdot \text{Re} \left[ e^{i \frac{\gamma_{CP}}{s} \frac{1}{2}(1-\alpha_C)} \cosh(y(1-\alpha_C)) \right], \quad (1)$$

where  $\alpha_C$  is the position of the complex Regge pole. In the fit to pp and  $p\bar{p}$  total cross sections, we keep the pomeron, the same pair of complex conjugate Regge poles and the  $\omega$  Regge pole,

$$\sigma_{pp}^{\text{total}}(s) = \beta_P + 2|\beta_C|s^{\alpha_C-1} \cos(\text{Im } \alpha_C \ln s + \frac{\beta_C}{s}) - \beta_\omega s^{\alpha_\omega-1} \quad (2)$$

and

$$\sigma_{p\bar{p}}^{\text{total}}(s) = \beta_P + 2|\beta_C|s^{\alpha_C-1} \cos(\text{Im } \alpha_C \ln s + \frac{\beta_C}{s}) + \beta_\omega s^{\alpha_\omega-1}. \quad (3)$$

A simultaneous least square fit yields the following parameters.

$\gamma_{PP}$	$ \gamma_{CP} $	$\frac{\gamma_{CP}}{s}$	$\text{Re } \alpha_C$	$\text{Im } \alpha_C$	$\beta_P$	$ \beta_C $	$\frac{\beta_C}{s}$	$\beta_\omega$	$\alpha_\omega$
5.85	4.81	3.20	0.82	0.65	44.1	5.86	-0.78	58.3	0.32

The fitted curves of  $f_{\pi}(s, y)$  at  $s = 935$  and  $2800$  (GeV)<sup>2</sup> are plotted in Fig. 1 with the experimental data used in our fit denoted as crossed points. The fitted curves of  $f_{\pi}(s, 0)$ ,  $\sigma_{pp}^{\text{total}}(s)$ , and  $\sigma_{p\bar{p}}^{\text{total}}(s)$  are shown in Fig. 2. From the curves of Fig. 2 we see that the period of the oscillation of  $f_{\pi}(s, 0)$  is twice that of the total cross sections, since the oscillation period of  $f_{\pi}(s, 0)$  is determined

by  $\frac{1}{2} \text{Im } \alpha_C$  in Eq. (1), and that of the total cross sections by  $\text{Im } \alpha_C$  in Eqs. (2) and (3). The large amplitude of oscillation of  $f_{\pi}(s, 0)$  is partly due to the slow damping of the pomeron-complex Regge pole term and partly due to the largeness of  $|\gamma_{CP}|$ . Another important feature of this fit is the early onset of the first maximum of  $f_{\pi}(s, 0)$ , which is almost reached at the highest ISR energy, in contrast to the behavior of the total cross sections. The large amplitude of oscillation in  $f_{\pi}(s, 0)$  is required by the large curvature of  $f_{\pi}(s, y)$  at ISR energies, and means that the observation of the effect of the complex Regge poles should be easier in  $f_{\pi}(s, 0)$  than in total cross sections. Of course the large oscillation of  $f_{\pi}(s, 0)$  means that the observation of a flat pionization plateau, predicted by naive multiperipheral models, cannot be expected until enormously high energies.

The double complex Regge pole terms have been neglected in Eq. (1) in order to reduce the number of arbitrary parameters, but with the high intercept found for the complex Regge trajectories the double complex Regge pole terms can be important. If so, the presence of these terms may explain a part of the large curvature of  $f_{\pi}(s, y)$  at ISR energies and thus reduce the contribution of the pomeron-complex Regge pole term. The oscillation period of the double complex pole term is determined by  $\text{Im } \alpha_C$  (in contrast to  $\frac{1}{2} \text{Im } \alpha_C$  for the pomeron-complex Regge pole term), so  $f_{\pi}(s, 0)$  will have complicated interference pattern if the double complex Regge pole terms are added in Eq. (1). More extensive inclusive spectrum data are required before it becomes profitable to include the double complex Regge pole terms in our fit, since the number of arbitrary parameters would be increased by two.

## ACKNOWLEDGMENT

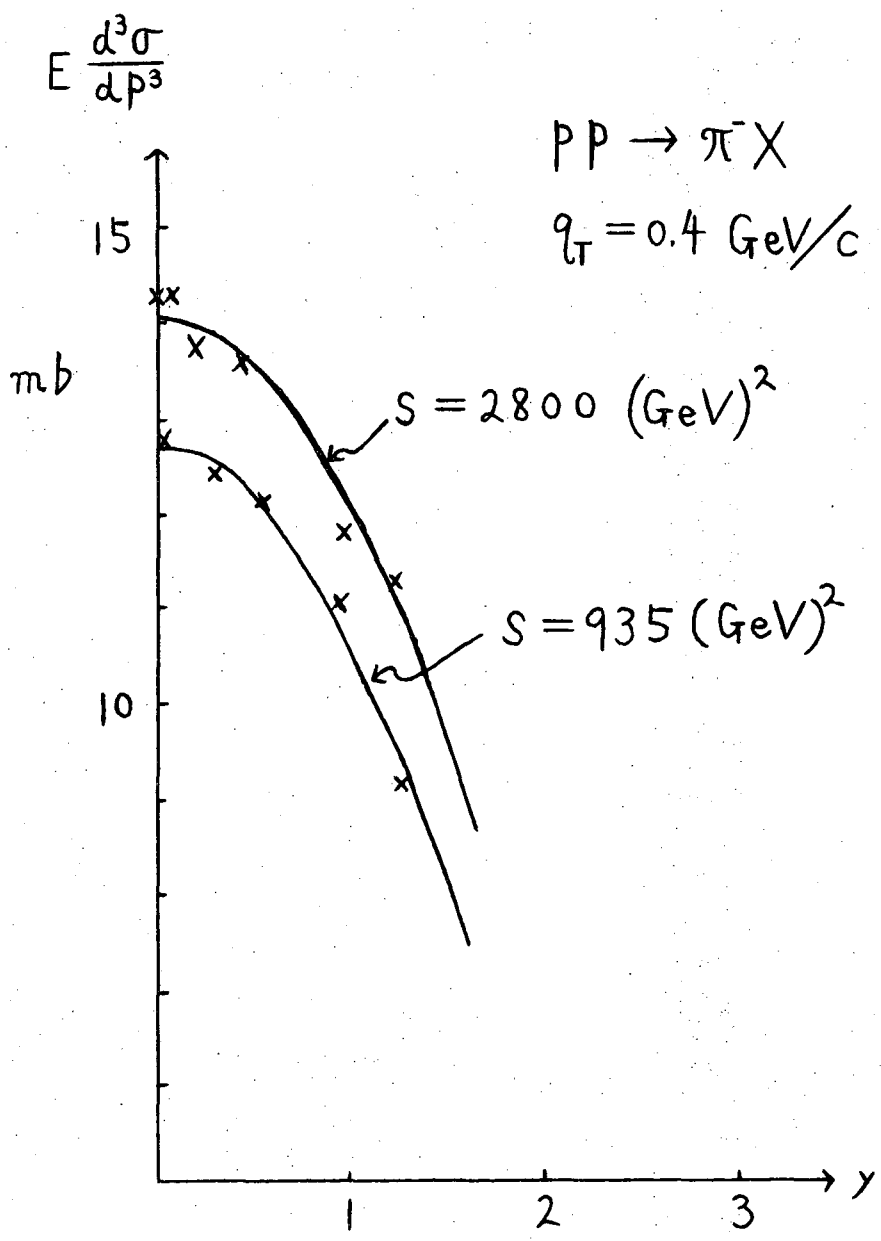
The author would like to thank Professor G. F. Chew for suggesting this investigation and for reading the manuscript.

## REFERENCES

1. G. F. Chew and J. Koplik, Asymptotic Oscillation Hypothesis, Lawrence Berkeley Laboratory Report LBL-2463 (1973).
2. Chun-Fai Chan, Chih Kwan Chen, and W. Rarita, Phys. Letters 47B (1973) 512.
3. A. H. Mueller, Phys. Rev. D2 (1970) 2963.
4. B. Alper et al., Phys. Letters 47B (1973) 75.
5. S. P. Denisov et al., Phys. Letters 36B (1971) 415, 528.
6. G. Charlton et al., Phys. Rev. Letters 29 (1972) 515; F. T. Dao et al., Phys. Rev. Letters 31 (1972) 1627; C. Bromberg et al., Phys. Rev. Letters 31 (1973) 1563.
7. H. Richard Gustafson et al., University of Michigan preprint UM HE 73-22.
8. U. Amaldi et al., Phys. Letters 43B (1973) 231; U. Amaldi et al., Phys. Letters 44B (1973) 112; S. R. Amendolia et al., Phys. Letters 44B (1973) 119.

## FIGURE CAPTIONS

- Fig. 1. Fitted curves of  $f_{\pi}(s,y)$  at  $q_{\pi} = 0.4$  GeV/c. The experimental data used in the fitting are expressed by crossed points.
- Fig. 2. Fitted curves of  $f_{\pi}(s,0)$ ,  $\sigma_{pp}^{\text{total}}(s)$ , and  $\sigma_{\bar{p}p}^{\text{total}}(s)$ , and the experimental data (the crossed points) used in the fit.



XBL 742-375

Fig. 1

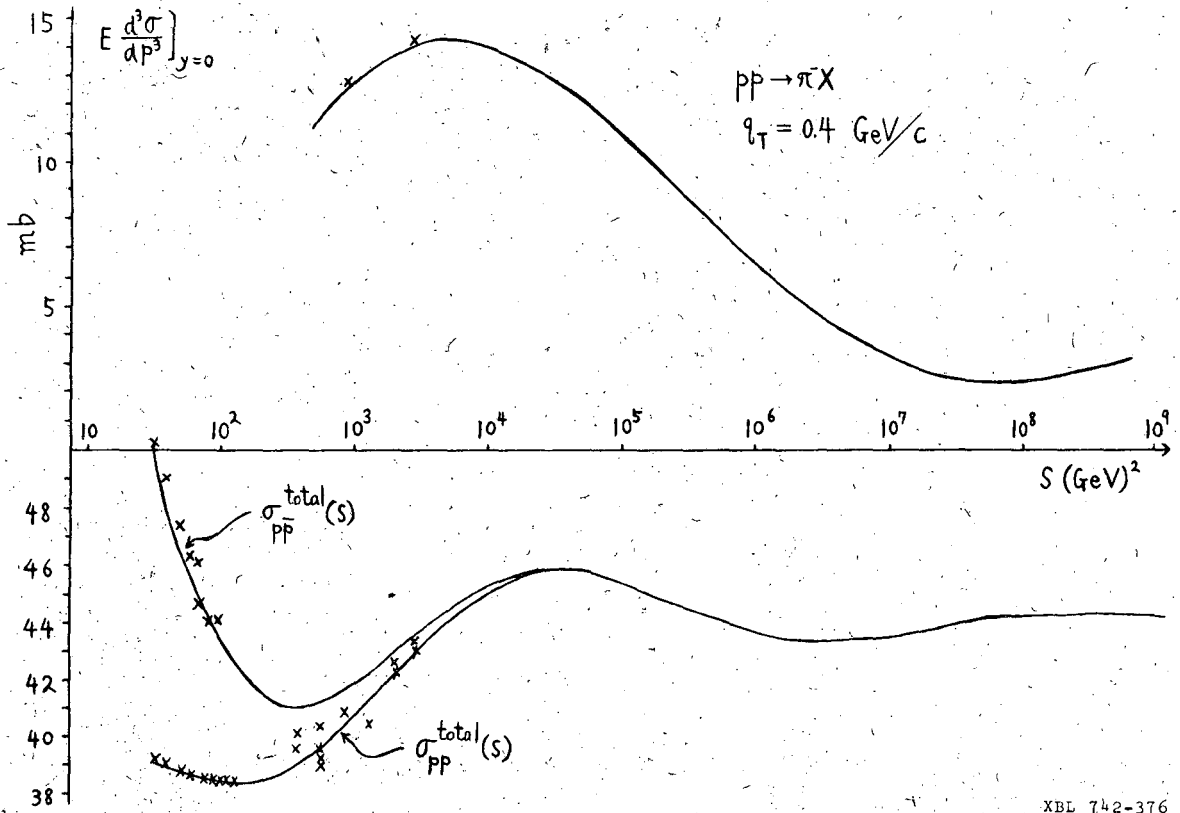


Fig. 2

XBL 742-376



LEGAL NOTICE

*This report was prepared as an account of work sponsored by the United States Government. Neither the United States nor the United States Atomic Energy Commission, nor any of their employees, nor any of their contractors, subcontractors, or their employees, makes any warranty, express or implied, or assumes any legal liability or responsibility for the accuracy, completeness or usefulness of any information, apparatus, product or process disclosed, or represents that its use would not infringe privately owned rights.*

TECHNICAL INFORMATION DIVISION  
LAWRENCE BERKELEY LABORATORY  
UNIVERSITY OF CALIFORNIA  
BERKELEY, CALIFORNIA 94720