

# UC Irvine

## Faculty Publications

### Title

Age of riverine carbon suggests rapid export of terrestrial primary production in tropics

### Permalink

<https://escholarship.org/uc/item/2dc0838z>

### Journal

Geophysical Research Letters, 40(21)

### ISSN

00948276

### Authors

Martin, Erin E  
Ingalls, Anita E  
Richey, Jeffrey E  
[et al.](#)

### Publication Date

2013-11-16

### DOI

10.1002/2013GL057450

### Supplemental Material

<https://escholarship.org/uc/item/2dc0838z#supplemental>

### Copyright Information

This work is made available under the terms of a Creative Commons Attribution License, available at <https://creativecommons.org/licenses/by/4.0/>

Peer reviewed

## Age of riverine carbon suggests rapid export of terrestrial primary production in tropics

Erin E. Martin,<sup>1,2</sup> Anitra E. Ingalls,<sup>1</sup> Jeffrey E. Richey,<sup>1</sup> Richard G. Keil,<sup>1</sup> Guaciara M. Santos,<sup>3</sup> Laura T. Truxal,<sup>1</sup> Simone R. Alin,<sup>1,4</sup> and Ellen R. M. Druffel<sup>3</sup>

Received 24 July 2013; revised 21 October 2013; accepted 22 October 2013; published 8 November 2013.

[1] The balance between the storage of vascular plant carbon in soils, oxidation to carbon dioxide, and export via rivers affects calculations of the strength of terrestrial ecosystems as carbon sinks. The magnitude and timescale of the riverine export pathway are not well constrained. Here we use radiocarbon dating of lignin phenols to show that plant-derived carbon carried by suspended sediment of the Mekong River is very young, having been produced within the last 18 years. Further, this plant-derived carbon remains young during times of the year when bulk carbon varies from modern to over 3000 radiocarbon years old. Our results demonstrate that primary-production derivatives are exported rapidly and suggest that the age of riverine lignin is similar to estimates of the residence time of terrestrial organic carbon in tropical catchments. These results are relevant for modeling predictions of the influence of the terrestrial biosphere on atmospheric carbon dioxide levels. **Citation:** Martin, E. E., A. E. Ingalls, J. E. Richey, R. G. Keil, G. M. Santos, L. T. Truxal, S. R. Alin, and E. R. M. Druffel (2013), Age of riverine carbon suggests rapid export of terrestrial primary production in tropics, *Geophys. Res. Lett.*, 40, 5687–5691, doi:10.1002/2013GL057450.

### 1. Introduction

[2] Vascular plants comprise almost all of the 650 petagrams (Pg) of carbon (C) stored in vegetation, and their derivatives comprise a significant fraction of the  $\approx 2300$  Pg C stored in nonfrozen surface soils [Sabine *et al.*, 2004; Chapin *et al.*, 2011]. Because these pools are much larger than the atmospheric C pool, changes in the rate at which vascular plant-derived C ( $C_{VP}$ ) cycles within Earth's reservoirs can impact atmospheric carbon dioxide ( $CO_2$ ) levels. Rivers connect terrestrial and marine reservoirs, and  $C_{VP}$  is a significant component of the organic matter they carry [Mayorga *et al.*, 2005; Hedges *et al.*, 1986]. Inland waters, including rivers, contribute significantly to the C cycle, collectively

receiving  $2.7 \text{ Pg C yr}^{-1}$  from upland ecosystems, an amount similar to the terrestrial sink for anthropogenic  $CO_2$  emissions [Battin *et al.* 2009, and references therein].  $C_{VP}$  received by rivers is subject to several biogeochemical fates that operate on different timescales. The most biologically available pool is rapidly consumed and returned to the atmosphere as  $CO_2$  [Mayorga *et al.*, 2005; Ward *et al.*, 2013]. Alternatively, some  $C_{VP}$ , along with petrogenic C, is exported to coastal environments, where marine burial of  $C_{VP}$  represents a permanent sink for carbon over geologic timescales [Bernier, 1982]. We currently lack direct estimates of the radiocarbon signature ( $\Delta^{14}C$ ) of  $C_{VP}$  exported by tropical rivers, which hinders our ability to derive accurate models of how the size of marine and terrestrial C sinks will respond to climate change. Further, constraining the amount and radiocarbon age of  $C_{VP}$  exported by rivers is critical for quantifying the fraction of terrestrial primary productivity exported from catchments [Hilton *et al.*, 2008] and enumerating the residence time (RT) of  $C_{VP}$  exported from these catchments.

[3] Tropical ecosystems are anticipated to experience unprecedented temperature increases within the next two decades [Diffenbaugh and Scherer, 2011]. However, the effects of climate change on C cycling dynamics in the tropics is uncertain, especially concerning net primary production (NPP) [Saleska *et al.*, 2003; Hutyra *et al.*, 2007] and the fate of  $C_{VP}$  in soils. Changes in NPP will affect net storage of C in soils, which primarily reflects the balance between inputs from leaf and root detritus and losses dominated by microbial decomposition [Davidson and Janssens, 2006]. If inputs exceed decomposition, soils could exert a negative feedback on atmospheric  $CO_2$  levels, lengthening the RT. In contrast, decomposition in excess of inputs would constitute a positive feedback [Davidson and Janssens, 2006]. Given that soil properties vary spatially, it is difficult to extrapolate the RT of a single pool of soil C to the watershed. Alternatively, the organic carbon (OC) transported by rivers is mobilized via events occurring across catchments, making this material integrative of catchment-wide biogeochemical processes [Galy and Eglinton, 2011]. Thus, the  $\Delta^{14}C$  value of vascular-plant detritus exported by rivers could be highly informative in tracking the net effects of climate change on carbon storage within watersheds.

[4] We lack  $\Delta^{14}C$  measurements of  $C_{VP}$  exported by tropical rivers. This is largely because riverine OC is derived from a mixture of sources with contrasting  $\Delta^{14}C$  values [Galy and Eglinton, 2011; Rosenheim and Galy, 2012]. Potential sources for riverine OC include petrogenic C that contains no  $^{14}C$  ( $\Delta^{14}C = -1000\text{‰}$ ) [Galy *et al.*, 2008], and phytoplankton and vascular plants, both of which reflect the inorganic C source incorporated during photosynthesis [Mayorga *et al.*, 2005]. To determine the RT of  $C_{VP}$ , we purified lignin

Additional supporting information may be found in the online version of this article.

<sup>1</sup>School of Oceanography, University of Washington, Seattle, Washington, USA.

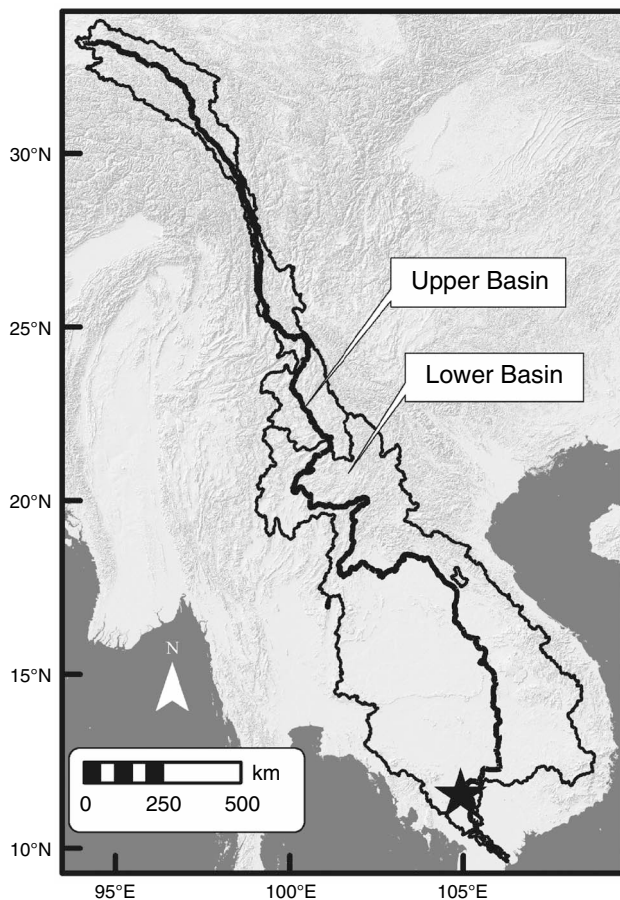
<sup>2</sup>Now at The Evergreen State College, Olympia, Washington, USA.

<sup>3</sup>KCCAMS Facility, Earth System Science Department, University of California, Irvine, California, USA.

<sup>4</sup>Now at NOAA Pacific Marine Environmental Laboratory, Seattle, Washington, USA.

Corresponding author: A. E. Ingalls, School of Oceanography, University of Washington, Seattle, WA 98195, USA. (aingalls@uw.edu)

©2013. American Geophysical Union. All Rights Reserved. 0094-8276/13/10.1002/2013GL057450



**Figure 1.** Map of the Mekong basin and the study site. The Upper and Lower Basins denote areas of the catchment above and below China, respectively [Ellis *et al.*, 2012, and references cited within]. The star denotes the sampling location. This figure was modified from Ellis *et al.* [2012].

phenols from fine suspended sediments (FSS) carried by the Mekong River of Southeast Asia (Figure 1) during different seasons and determined  $\Delta^{14}\text{C}$  values of the individual lignin monomers [Ingalls *et al.*, 2010] and bulk carbon. Lignin is diagnostic for vascular plants and is the second most abundant biomarker on Earth [Hedges *et al.*, 1997]. As the  $\Delta^{14}\text{C}$  value of each lignin monomer is a composite of that monomer from sources with varying  $^{14}\text{C}$  ages, monomers can be used as a proxy for the average RT of  $\text{C}_{\text{VP}}$  exported by rivers within the catchment. This work is complimentary to studies examining the RT of  $\text{C}_{\text{VP}}$  in terrestrial environments using plant wax lipids [Drenzek, 2007; Feng *et al.* 2013]. Knowing the RT of lignin in the tropics could improve our understanding of the cycling of  $\text{C}_{\text{VP}}$  given, it is quantitatively more significant relative to lipids [Hedges *et al.*, 1997].

## 2. Methods

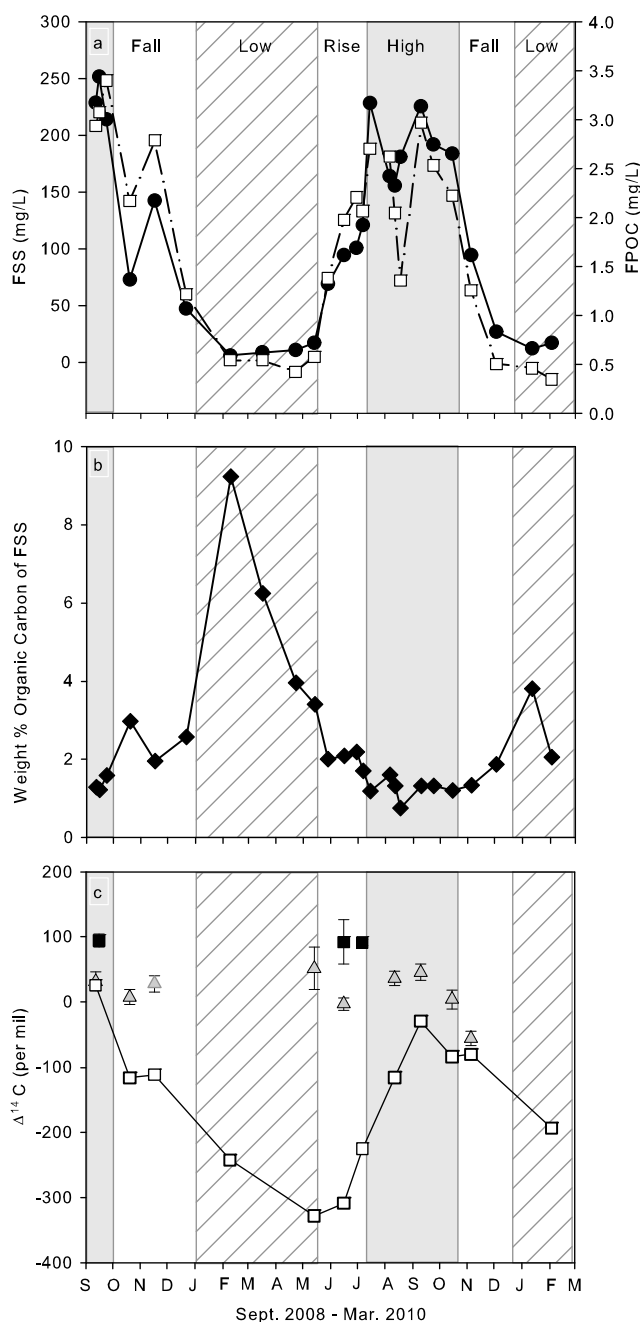
[5] We measured the  $^{14}\text{C}$  and the stable isotopic ( $^{13}\text{C}$ ) composition of dissolved OC (DOC) and fine particulate OC (FPOC) between September 2008 and February 2010 just above the mouth of the Mekong River in Cambodia (11.5956°N, 104.9429°E). Samples were collected from mid-depth. Water was filtered through precombusted QM/A quartz filters for  $^{14}\text{C}$  analysis of FPOC, after first removing

coarse material [Ellis *et al.*, 2012]. Acidified filters were transferred to 9 mm precombusted quartz tubes along with copper oxide and silver wire, which were then sealed and combusted. All supporting organic parameters ( $\delta^{13}\text{C}$ , weight % OC, C:N ratios, and sediment and carbon concentrations) were measured as in Ellis *et al.* [2012]. Sieved water was also filtered through GF/F filters to yield DOC. For  $^{14}\text{C}$  analyses, DOC samples were acidified to pH 2, dried at 60°C under a stream of ultrapure nitrogen gas, double tubed, sealed under vacuum, and combusted. Cryogenically purified  $\text{CO}_2$  was converted to graphite, and bulk  $^{14}\text{C}$  and  $^{13}\text{C}$  analyses were performed at the Keck Carbon Cycle Accelerator Mass Spectrometry/University of California, Irvine facility [Santos *et al.*, 2007].

[6] We determined the  $^{14}\text{C}$  content of lignin phenols in FSS collected from up to 1000 L of water during the rising (June and July 2009) and high-water seasons (September 2008). A Sharples T1 continuous flow centrifuge was used to concentrate the sediment from sieved water [Hedges *et al.*, 1986]. This sediment was then dried. Seven to twelve grams were subject to oxidative hydrolysis in a microwave to liberate lignin-derived phenols. An aliquot of each sample was quantified by gas chromatography flame ionization detection [Goni and Montgomery, 2000]. Lignin phenols were purified using high-performance liquid chromatography, and  $\Delta^{14}\text{C}$  values were obtained following Ingalls *et al.* [2010]. Between 22–35 and 5–14 injections in reverse and normal phase, respectively, were required to obtain adequate material for  $^{14}\text{C}$ -AMS analysis. To account for extraneous carbon contamination, procedural blanks of the entire method were analyzed and used to correct  $\Delta^{14}\text{C}$  values [Santos *et al.*, 2007]. The amount of modern C contamination (i.e.,  $\Delta^{14}\text{C}=0\text{‰}$ ) was  $0.5 \pm 0.35 \mu\text{g C}$ , whereas the dead C contamination (i.e.,  $\Delta^{14}\text{C}=-1000\text{‰}$ ) was  $0.8 \pm 0.4 \mu\text{g C}$ .

## 3. Results and Discussion

[7] The Mekong River ranks among the top 10 rivers in the world with respect to its sediment load [Milliman and Syvitski, 1992], and our results demonstrate that the contribution of different OC sources to this sediment varies seasonally. FSS and FPOC concentrations follow the hydrograph (Figure 2a and Table 1) [Ellis *et al.*, 2012]. Although C:N ratios and  $\delta^{13}\text{C}$  values vary little seasonally (Table S1), the percentage of OC was inversely related to FSS concentrations (Figure 2b) due to the increasing influence of phytoplankton during the low-water period [Ellis *et al.*, 2012]. The  $\Delta^{14}\text{C}$  values of FPOC indicate that the OC exported during the high-water period is the most contemporary ( $\Delta^{14}\text{C}=26\text{‰}$ ), whereas increasingly aged OC is exported at the end of the low-water/beginning of the rising water period ( $\Delta^{14}\text{C}=-328\text{‰}$ ) (Figure 2c). Values of  $\Delta^{14}\text{C}$  greater than 0‰ indicate that  $^{14}\text{CO}_2$  was fixed from the atmosphere after the detonations of nuclear weapons during the 1950s and early 1960s, which nearly doubled the concentration of  $^{14}\text{C}$  in the atmosphere, with a maximum close to 900‰ in 1964. After the ban on weapons testing, atmospheric  $^{14}\text{C}$  concentrations decreased rapidly [McNichol and Aluwihare, 2007, and references therein]. Thus, our postbomb  $\Delta^{14}\text{C}$  values suggest that the dominant source of OC in the youngest FPOC was fixed within the last 50 years. The oldest FPOC predominantly contains OC that exceeds 3000  $^{14}\text{C}$  years in age (Table 1 and Table S1). The  $\Delta^{14}\text{C}$  value of DOC was



**Figure 2.** Seasonal variability in the concentration and composition of material transported by the Mekong River. (a) Variability in FSS (circles) and FPOC (squares) concentrations. Gray and diagonal shading indicates high and low-water stages, respectively. (b) Results for variability in the wt % OC content of FSS. (c) Seasonal changes in the average  $\Delta^{14}\text{C}$  values of FPOC (white squares), DOC (gray triangles), and the concentration-weighted average value of particulate lignin (black squares). Error bars represent one  $\sigma_x$  and are not shown if the symbol is larger than the error bars.

consistently higher than FPOC, and varied significantly less (between  $-56\%$  and  $52\%$ ), with no detectable seasonal trends (Figure 2c and Table S2). The enriched DOC  $^{14}\text{C}$  signatures are likely due to the leaching of young soil organic matter and the short timescales required for DOC export relative to FPOC [Raymond and Bauer, 2001; Mayorga et al., 2005].

[8] The  $\Delta^{14}\text{C}$  values of lignin phenols transported during the rising water and high-water periods (Figure 3) enabled us to determine the contribution of  $C_{VP}$  to the  $\Delta^{14}\text{C}$  values of FPOC. Abundance-weighted average values ranged between 92% and 95% (Figure 2c and Tables S3 and S4), which are more enriched than FPOC and DOC at all times of the year (Table S1 and S2). Atmospheric  $\Delta^{14}\text{C}$  values were last within this range between 1992 and 1998 (postbomb ages were calibrated using CaliBomb [Reimer et al., 2004; Hua and Barbetti, 2004]), suggesting that  $C_{VP}$  exported by Mekong FSS has a RT that ranges between 11 and 18 years within the catchment. Although similar atmospheric  $\Delta^{14}\text{C}$  values were observed during the rapidly rising limb of the bomb curve, the consistency in the  $^{14}\text{C}$  values of the individual phenols suggests that lignin is associated with the declining portion of the curve, where depleted  $^{14}\text{C}$  values, up to the atmospheric value, mean either more recently fixed carbon or a heterogeneous mixture of different ages. No trends in  $\Delta^{14}\text{C}$  values were observed across lignin phenol families or functional groups (Figure 3 and Table S3). The  $\Delta^{14}\text{C}$  value of p-coumaric acid exported during high water was exceptionally low ( $3 \pm 7\%$ ) (below atmospheric values). p-coumaric acid is found in leafy debris, and its  $^{14}\text{C}$  value indicates a more heterogeneous mixture of ages relative to the other phenols. Nevertheless, lignin remained high in  $^{14}\text{C}$  and unvarying during the rising water and high-water periods (Figure 3), even though the  $\Delta^{14}\text{C}$  value of FPOC simultaneously varied between  $-308\%$  and  $26\%$  (Figure 2c). Although we lack estimates of the RT of lignin in tropical soils, the RT of lignin in the Mekong is similar to that of C in tropical surface soils [Trumbore, 1993] and C in plant biomass and soils of tropical forests [Malhi and Grace, 2000]. Previous work using plant wax lipids in the tropics estimated a RT of 2570  $^{14}\text{C}$  years for the majority of lipids, although there was a small fraction with a decadal RT [Drenzek, 2007]. Our results corroborate recent work, suggesting that lignin is a tracer for a significant fraction of terrestrial OC that differs from that which plant waxes trace [Feng et al., 2013].

[9] Factors in addition to the  $^{14}\text{C}$  age of  $C_{VP}$  control  $\Delta^{14}\text{C}$  values of bulk FPOC during rising water and high-water periods. Elevated wt % OC values of FSS (Figure 2b) suggest an influence of phytoplankton during rising water [Ellis et al., 2012]. The  $\Delta^{14}\text{C}$  value of phytoplankton can be estimated from that of dissolved inorganic carbon (DIC), which ranged between  $-106\%$  and  $-63\%$  at this site during 2004 (data not shown). Considering that the  $\Delta^{14}\text{C}$  values of FPOC are more depleted than this during both the low and rising water seasons, an additional aged C source is indicated. The Upper Basin (above the Chinese border) could be a significant source of aged C exported by the Mekong during the low/early rising water period because a greater proportion of the Mekong's total discharge emanates from this region in the form of snowmelt from the mountains and the Tibetan Plateau [Kummu and Varis, 2007]. Petrogenic C has been found within the Himalayas, with rivers from the Tibetan Plateau carrying aged soil OC [Galy and Eglinton, 2011; Galy et al., 2008]. Tributaries from the Lower Basin exert more influence on the Mekong's discharge during the high-water period [Kummu and Varis, 2007]. The Lower Basin lies entirely within tropical latitudes, where high precipitation and solar radiation leads to high NPP. The young  $^{14}\text{C}$  age of high-water FPOC suggests that young soils from the Lower Basin are an important source of C during monsoon

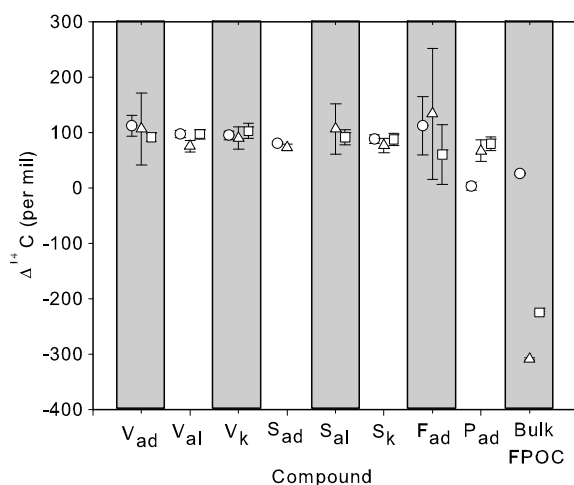
**Table 1.** Variability in Particulate and Dissolved OC Composition and Concentration<sup>a</sup>

Stage	$\Delta^{14}\text{C}$ FPOC	$\delta^{13}\text{C}$ FPOC	% OC of FSS	[FPOC]	$\Delta^{14}\text{C}$ DOC	$\delta^{13}\text{C}$ DOC	[DOC]
Rising	$-267 \pm 42$ (2)	$-26.7 \pm 0.3$ (4)	$2.0 \pm 0.1$	$1.9 \pm 0.2$	$-3$ (1)	$-27.2$	$3.7 \pm 0.2$ (4)
High	$-51 \pm 31$ (4)	$-26.5 \pm 0.2$ (10)	$1.3 \pm 0.1$	$2.6 \pm 0.2$	$30 \pm 9$ (4)	$-26.7 \pm 0.1$	$3.8 \pm 0.6$ (9)
Falling	$-103 \pm 11$ (3)	$-26.8 \pm 0.4$ (5)	$2.1 \pm 0.3$	$1.6 \pm 0.4$	$-7 \pm 25$ (3)	$-26.2 \pm 0.4$	$3.8 \pm 0.7$ (3)
Low	$-254 \pm 39$ (3)	$-27.2 \pm 0.6$ (6)	$4.8 \pm 1.0$	$0.5 \pm 0.0$	$52$ (1)	-	$2.5 \pm 0.4$ (6)

<sup>a</sup>Data are reported in mean  $\pm$  s.e. (number of samples). The number of samples for % OC and [FPOC] is the same as for  $\delta^{13}\text{C}$  of FPOC, and the number of samples for  $\delta^{13}\text{C}$  of DOC equals that of  $\Delta^{14}\text{C}$  of DOC.  $\Delta^{14}\text{C}$  and  $\delta^{13}\text{C}$  are in per mil (‰), and units of concentration are mg/L.

rains. The lack of variability in  $\Delta^{14}\text{C}_{\text{VP}}$  values between the rising water and high-water seasons suggests either that the geographical source of  $\text{C}_{\text{VP}}$  is the same between seasons or that the age of exported  $\text{C}_{\text{VP}}$ , regardless of where it is mobilized from, is consistently young. Given that previous work suggests that the lignin composition of Mekong FPOC (Table S5) cycles between vegetation common to the Upper and Lower Basin between the low and high-water periods, respectively [Ellis *et al.*, 2012], it appears that the latter explanation is more likely.

[10] To assess changes in the partitioning of C amongst its sources, we constructed a mixing model and applied it to samples for periods when the  $^{14}\text{C}$  content of lignin was determined (supporting information). For the high-water period, we assumed that the  $^{14}\text{C}$  value of FPOC was equal to plants ( $\Delta^{14}\text{C} = 93\%$ ) and other soil-derived OM ( $\Delta^{14}\text{C}$  is variable). During the rising water period, we added a third component, phytoplankton, and used the  $\Delta^{14}\text{C}$  of DIC as a proxy for its  $\Delta^{14}\text{C}$  value. As the influence of phytoplankton decreased into the flood period, the contribution of vascular plants increased:  $\text{C}_{\text{VP}}$  represented 18–38% of the FPOC during rising water and 38–82% during the high-water stage (Table S6). Further, the range of  $\Delta^{14}\text{C}$  values of the residual pool exported during rising water was lower (older) than that during high water, consistent with the Upper Basin exerting a stronger influence on sediment composition during this time.



**Figure 3.** The  $\Delta^{14}\text{C}$  values of individual lignin monomers. Circles, triangles, and squares denote September 10–17, 2008 (high), June 15–19, 2009 (rising), and July 2–6, 2009 (rising), respectively. Abbreviations are as follows:  $\text{V}_{\text{ad}}$  (vanillic acid),  $\text{V}_{\text{al}}$  (vanillin),  $\text{V}_{\text{k}}$  (acetovanillone),  $\text{S}_{\text{ad}}$  (syringic acid),  $\text{S}_{\text{al}}$  (syringaldehyde),  $\text{S}_{\text{k}}$  (acetosyringone),  $\text{F}_{\text{ad}}$  (ferulic acid), and  $\text{P}_{\text{ad}}$  (p-coumaric acid).

## 4. Conclusions

[11] We provide evidence that tropical rivers rapidly export primary production derivatives from catchments, within 18 years. Further, the  $^{14}\text{C}$  age of lignin phenols remains constant during different periods of the rainy season, among bulk  $^{14}\text{C}$  values that range from modern to several thousand years old. The young age of lignin suggests that the pre-aged carbon pools being concurrently transported in rivers are also significant. Further, the general agreement between the  $^{14}\text{C}$  age of lignin phenols with the RT of C in forest ecosystems [Trumbore, 1993; Malhi and Grace, 2000] suggests that the  $\Delta^{14}\text{C}$  value of riverine lignin is valuable in tracking changes in the size and age of a significant fraction of terrestrial carbon in tropical catchments.

[12] Tropical biomes will continue to experience elevated temperatures before the end of the century [Diffenbaugh and Scherer, 2011], with impacts on the cycling of  $\text{C}_{\text{VP}}$  [Davidson and Janssens, 2006]. A variety of approaches are needed to assess impacts on terrestrial C storage. The riverine approach is likely to be highly informative, but it is hindered by a lack of radiocarbon data on lignin phenols and a lack of understanding of how these signatures respond to interannual variation. This work represents a proof of concept from which we can use rivers to assess how climate change will impact terrestrial C cycling.

[13] **Acknowledgments.** We thank Resource Development International-Cambodia for assistance with field measurements, including Mickey Sampson, Andrew Shantz, Huoy Lainshun, Dina Sna, Sua Yanchan, and Lida Meas. We acknowledge John Southon at KCCAMS for assistance with radiocarbon analyses. We thank D. Preston Martin and Stefanie Kirschke for field assistance and Yvonne Feng and an anonymous reviewer for their assistance in evaluating this paper. This work was supported by NASA (NNS07AL78G to J.E.R.), the Gordon and Betty Moore Foundation ROCA project (A54839 to J. E. R.), and NSF (OCE-1029281 to A. E. I. and OCE-0926396 to R. G. K.). This is PMEL contribution number 4074.

[14] The Editor thanks Yvonne Feng and an anonymous reviewer for their assistance in evaluating this paper.

## References

- Battin, T. J., S. Luyssaert, L. A. Kaplan, A. K. Aufdenkampe, A. Richter, and L. J. Tranvik (2009), The boundless carbon cycle, *Nat. Geosci.*, 2, 598–600.
- Berner, R. A. (1982), Burial of organic carbon and pyrite sulfur in the modern ocean: Its geochemical and environmental significance, *Am. J. Sci.*, 282, 451–473, doi:10.2475/ajs.282.4.451.
- Chapin, F. S., P. A. Matson, and P. M. Vitousek (2011), *Principles of Terrestrial Ecosystem Ecology*, Springer, New York.
- Davidson, E. A., and I. A. Janssens (2006), Temperature sensitivity of soil carbon decomposition and feedbacks to climate change, *Nature*, 440, 165–173, doi:10.1038/nature04514.
- Diffenbaugh, N. S., and M. Scherer (2011), Observational and model evidence of global emergence of permanent, unprecedented heat in the 20<sup>th</sup> and 21<sup>st</sup> centuries, *Clim. Change*, 107, 615–624, doi:10.1007/s10584-011-0112-y.
- Drenzek, N. J. (2007), The temporal dynamics of terrestrial organic matter transfer to the oceans: Initial assessment and application, PhD thesis, Woods Hole Oceanogr. Institution, Massachusetts Institute of Tech., Boston, Mass.
- Ellis, E. E., R. G. Keil, A. E. Ingalls, J. E. Richey, and S. R. Alin (2012), Seasonal variability in the sources of particulate organic matter of the

- Mekong River as discerned by elemental and lignin analyses, *J. Geophys. Res.*, *117*, G01038, doi:10.1029/2011JG001816.
- Feng, X., J. E. Vonk, B. E. van Dongen, Ö. Gustafsson, I. P. Semiletov, O. V. Dudarev, Z. Wang, D. B. Montluçon, L. Wacker, and T. I. Eglinton (2013), Differential mobilization of terrestrial carbon pools in Eurasian Arctic river basins, *Proc. Nat. Acad. Sci.*, *110*(35), 14,168–14,173, doi:10.1073/pnas.1307031110.
- Galy, V., and T. Eglinton (2011), Protracted storage of biospheric carbon in the Ganges-Brahmaputra basin, *Nat. Geosci.*, *4*, 843–847, doi:10.1038/NGEO1293.
- Galy, V., O. Beyssac, C. France-Lanord, and T. Eglinton (2008), Recycling of graphite during Himalayan erosion: A geological stabilization of carbon in the crust, *Science*, *322*, 943–945.
- Goni, M. A., and S. Montgomery (2000), Alkaline CuO oxidation with a microwave digestion system: Lignin analyses of geochemical samples, *Anal. Chem.*, *72*, 3116–3121, doi:10.1021/ac991316w.
- Hedges, J. I., W. A. Clark, P. D. Quay, J. E. Richey, A. H. Devol, and U. d. M. Santos (1986), Compositions and fluxes of particulate organic material in the Amazon River, *Limnol. Oceanogr.*, *31*, 717–738.
- Hedges, J. I., R. G. Keil, and R. Benner (1997), What happens to terrestrial organic matter in the ocean?, *Org. Geochem.*, *27*, 195–212.
- Hilton, R. G., A. Galy, N. Hovius, M.-C. Chen, M.-J. Horng, and H. Chen (2008), Tropical-cyclone-driven erosion of the terrestrial biosphere from mountains, *Nat. Geosci.*, *1*, 759–762, doi:10.1038/ngeo333.
- Hua, Q., and M. Barbetti (2004), Review of tropospheric bomb  $^{14}\text{C}$  data for carbon cycle modeling and age calibration purposes, *Radiocarbon*, *46*, 1273–1298.
- Hutyra, L. R., J. W. Munger, S. R. Saleska, E. Gottlieb, B. C. Daube, A. L. Dunn, D. F. Amaral, P. B. de Camargo, and S. C. Wofsy (2007), Seasonal controls on the exchange of carbon and water in an Amazonian rain forest, *J. Geophys. Res.*, *112*, G03088, doi:10.1029/2006JG000365.
- Ingalls, A. E., E. E. Ellis, G. M. Santos, K. E. McDuffee, L. Truxal, R. G. Keil, and E. R. Druffel (2010), HPLC purification of higher plant-derived lignin phenols for compound specific radiocarbon analysis, *Anal. Chem.*, *82*, 8931–8938.
- Kummu, M., and O. Varis (2007), Sediment-related impacts due to upstream reservoir trapping, the Lower Mekong River, *Geomorphology*, *85*, 275–293.
- Malhi, Y., and J. Grace (2000), Tropical forests and atmospheric carbon dioxide, *Trends Ecol. Evol.*, *15*, 332–337.
- Mayorga, E., A. K. Aufdenkampe, C. A. Masiello, A. V. Krusche, J. I. Hedges, P. D. Quay, J. E. Richey, and T. A. Brown (2005), Young organic matter as a source of carbon dioxide from Amazonian Rivers, *Nature*, *436*, 538–541.
- McNichol, A. P., and L. I. Aluwihare (2007), The power of radiocarbon in biogeochemical studies of the marine carbon cycle: Insights from studies of dissolved and particulate organic carbon (DOC and POC), *Chem. Rev.*, *107*, 443–466.
- Milliman, J. D., and J. P. M. Syvitski (1992), Geomorphic tectonic control of sediment discharge to the ocean: The importance of small mountainous rivers, *J. Geol.*, *100*, 525–544.
- Raymond, P. A., and J. E. Bauer (2001), Use of  $^{14}\text{C}$  and  $^{13}\text{C}$  natural abundances for evaluating riverine, estuarine, and coastal DOC and POC sources and cycling: A review and a synthesis, *Org. Geochem.*, *32*, 469–485.
- Reimer, P. J., T. A. Brown, and R. W. Reimer (2004), Discussion: Reporting and calibration of post-bomb  $^{14}\text{C}$  data, *Radiocarbon*, *46*, 1299–1304.
- Rosenheim, B. E., and V. Galy (2012), Direct measurement of riverine particulate organic carbon age structure, *Geophys. Res. Lett.*, *39*, L19703, doi:10.1029/2012GL052883.
- Sabine, C. L., et al. (2004), Current status and past trends of the global carbon cycle, in *The Global Carbon Cycle: Integrating Humans, Climate, and the Natural World*, SCOPE 62, edited by C. B. Field and M. R. Raupach, pp. 17–43, Island Press, Washington, D.C.
- Saleska, S. R., et al. (2003), Carbon in Amazon forests: Unexpected seasonal fluxes and disturbance-induced losses, *Science*, *302*, 1554–1557.
- Santos, G. M., R. B. Moore, J. R. Southon, S. Griffin, E. Hinger, and D. Zhang (2007), AMS  $^{14}\text{C}$  sample preparation at the KCCAMS/UCI facility: Status report and performance of small samples, *Radiocarbon*, *49*, 255–269.
- Trumbore, S. E. (1993), Comparison of carbon dynamics in tropical and temperate soils using radiocarbon measurements, *Global. Biogeochem. Cycle.*, *7*, 275–290.
- Ward, N. D., R. G. Keil, P. M. Medeiros, D. C. Brito, A. C. Cunha, T. Dittmar, P. L. Yager, A. V. Krusche, and J. E. Richey (2013), Degradation of terrestrially derived macromolecules in the Amazon River, *Nat. Geosci.*, *6*, 530–533, doi:10.1038/NGEO1817.