

# Lawrence Berkeley National Laboratory

## Recent Work

### Title

RADIATIVE LIFETIME OF THE METASTABLE 21S0 STATE OF HELIUM

### Permalink

<https://escholarship.org/uc/item/2db70340>

### Authors

Dyck, R.S. Van  
Johnson, C.E.  
Shugart, H.A.

### Publication Date

1970-09-01

RADIATIVE LIFETIME OF THE METASTABLE  
 $2^1S_0$  STATE OF HELIUM

R. S. Van Dyck, Jr., C. E. Johnson, and H. A. Shugart

September 1970

AEC Contract No. W-7405-eng-48

RECEIVED  
LAWRENCE  
RADIATION LABORATORY  
OCT - 7 1970  
LIBRARY AND  
DOCUMENTS SECTION

TWO-WEEK LOAN COPY

*This is a Library Circulating Copy  
which may be borrowed for two weeks.  
For a personal retention copy, call  
Tech. Info. Division, Ext. 5545*

31  
LAWRENCE RADIATION LABORATORY  
UNIVERSITY of CALIFORNIA BERKELEY

## DISCLAIMER

This document was prepared as an account of work sponsored by the United States Government. While this document is believed to contain correct information, neither the United States Government nor any agency thereof, nor the Regents of the University of California, nor any of their employees, makes any warranty, express or implied, or assumes any legal responsibility for the accuracy, completeness, or usefulness of any information, apparatus, product, or process disclosed, or represents that its use would not infringe privately owned rights. Reference herein to any specific commercial product, process, or service by its trade name, trademark, manufacturer, or otherwise, does not necessarily constitute or imply its endorsement, recommendation, or favoring by the United States Government or any agency thereof, or the Regents of the University of California. The views and opinions of authors expressed herein do not necessarily state or reflect those of the United States Government or any agency thereof or the Regents of the University of California.

Submitted to the Physical Review Letters

UCRL-20098

Radiative Lifetime of the Metastable  $2^1S_0$  State of Helium \*

R. S. Van Dyck, Jr., C. E. Johnson, and H. A. Shugart

Department of Physics and Lawrence Radiation Laboratory  
University of California, Berkeley, California

ABSTRACT

Two fixed, spatially separated detectors are used to measure the decay in flight of a cooled, thermal beam of pulsed metastable helium atoms. The preliminary value obtained for the radiative lifetime of the metastable  $2^1S_0$  state of helium is  $20 \pm 2$  msec.

The  $2^1S_0$  state of helium is metastable, decaying predominantly by two photons<sup>1</sup>; single-photon decay is forbidden by the rigorous selection rule  $J = 0 \rightarrow J = 0$ . In this letter we describe our effort to determine the lifetime of the  $2^1S_0$  state of helium. An earlier version of this experiment<sup>2</sup> was limited by pressure-dependent scattering and yielded a lower limit of  $\tau = 9$  msec for the  $2^1S_0$  lifetime. Pearl,<sup>3</sup> in an experiment using a detector traveling over a one-meter length, has recently reported a result  $\tau = 38 \pm 8$  msec for the lifetime. Drake, Victor, and Dalgarno<sup>4</sup> have calculated, however, the theoretical value  $\tau = 19.5$  msec.

Our time-of-flight experimental arrangement is illustrated in Fig. 1. Helium atoms effusing from a source slit pass vertically through the open end of a sheath electrode gun<sup>5</sup> and are metastabilized by an antiparallel, magnetically focused electron beam of about 40 eV. The atomic beam then contains primarily ground state helium atoms and metastable atoms in both the  $2^3S_1$  and the  $2^1S_0$  excited states. The ground state and metastable state atoms are separated by their different effects on the copper targets; the metastable atoms have sufficient energy to eject an electron from a target while the ground state atoms do not. The electrons are collected and counted by an EMI electron multiplier. Two fixed detectors located 1.9 meters and 6.7 meters from the electron gun are used, the first having a transmission of about 50%. The beam is highly collimated after leaving the electron gun and provision is

made for cooling the source with either liquid nitrogen or liquid helium. Since a low base pressure in the drift region between the two detectors is essential to minimize scattering effects, the apparatus is of all-metal bakeable construction; during operation the base pressure is at least  $1 \times 10^{-8}$  torr. Sufficient buffer chambers are provided to insure that there is no detectable rise in the drift region pressure while a helium beam is running.

The time-of-flight spectrum for the metastable  $2^1S_0$  state can be separated from that of the  $2^3S_1$  state by using an rf-discharge helium lamp. The  $2^1S_0$  state is quenched by absorption of a 20,580 Å photon, raising the atom to the  $2^1P_1$  state, which then decays preferentially to the  $1S_0$  ground state.<sup>6</sup> The triplets are essentially unaffected by the lamp since the metastable  $2^3S_1$  state is the ground state of the triplet system. The number of atoms reaching the detectors for the full beam containing both  $2^3S_1$  and  $2^1S_0$  atoms is  $N(^3S_1) + N(^1S_0)$ , while the number in the quenched beam is  $N(^3S_1) + (1-f)N(^1S_0)$ ;  $f$  represents the fraction of  $2^1S_0$  atoms that are quenched and is typically about 98%. The time-of-flight spectrum for the  $2^1S_0$  atoms is therefore obtained from the difference between the full beam and the quenched beam and is  $n = f N(^1S_0)$ . The lamp is positioned close to the electron gun so that the uv-quench photons have a small probability of reaching the detectors; therefore, they do not interfere with the time-of-flight spectrum of the pulsed metastable beam.

The data collection and timing aspects of this experiment are

controlled by a PDP-8 computer (see Fig. 2). Channel advance pulses are generated every 100  $\mu$ sec and determine the widths of both the electron gun pulse and the time-of-flight collection channels. The electron gun is pulsed on during the first channel and is then turned off while the time-of-flight spectrum is collected in the next 199 channels. The computer also turns the discharge lamp on and off during alternate collection cycles, allowing the collection of the spectrum for both the full and the quenched beams. The  $2^1S_0$  spectrum is obtained during analysis of the collected data to determine the lifetime of this metastable state. An example of a  $2^1S_0$  time-of-flight spectrum is illustrated in Fig. 3(a).

If the velocity distribution of  $2^1S_0$  atoms arriving at the first detector is  $n_0(v)$ , then the number of atoms detected is

$$n_1(v) = \int_{\text{surface}} \epsilon_1 n_0(v) dS_1; \quad (1)$$

$\epsilon_1$  is an experimental detection efficiency factor and is a function of the position on the copper target where a  $2^1S_0$  atom strikes.

Likewise, allowing for the possibility of radiative decay between detectors, the number of  $2^1S_0$  atoms detected at the second detector is

$$n_2(v) = \int_{\text{surface}} \epsilon_2 n_0(v) e^{-t/\tau} dS_2, \quad (2)$$

where  $t = d/v$  is the time of flight between the two detectors a

distance  $d$  apart. The assumption used in Eq. (2), and in fact basic to the time-of-flight technique for measuring lifetimes, is that only radiative decay occurs during the atom's flight between detectors. Thus, low pressures are absolutely essential both in the beam and in the drift region to minimize systematic effects from scattering. We do not observe, within our present error, any significant change in the measured lifetime whenever either the drift region pressure varies from  $10^{-7}$  to  $10^{-8}$  torr or the helium beam flow rate varies by a factor of ten. An additional indication of the lack of a systematic pressure effect is that an analysis of the quenched-beam time-of-flight spectrum, consisting mostly of  $2^3S_1$  atoms, yields a lower limit of about 700 msec for the  $2^3S_1$  lifetime.

A result independent of the initial velocity distribution  $n_0(v)$  is obtained if every position on the detector sees the same distribution. The ratio of Eqs. (1) and (2) is then simply

$$R(t) \equiv n_2(v)/n_1(v) = C e^{-t/\tau}, \quad (3)$$

where both detector efficiencies are combined into a single constant  $C$ . Illustrated in Fig. 3(b) is a logarithmic plot of  $R(t)$  vs  $t$  for a  $2^1S_0$  time-of-flight spectrum taken during a data collection time of about two hours. The lifetime of the metastable  $2^1S_0$  state is obtained from the slope of the least-squares-fitted straight line; only points with a number of counts greater than 1% of the peak are included in the fit. Equation (3) is not valid unless every position



on the detector has the same initial velocity distribution  $n_0(v)$ ; however, this may not be true in practice. We have observed large changes of about 50% in the measured  $2^1S_0$  lifetime resulting not only from varying the collection potential applied to the detector, but also from moving the source position perpendicular to the beam direction. The elimination of this effect to within our present error requires a metastabilizing electron beam antiparallel instead of perpendicular to the helium beam. This provides an initial velocity distribution less dependent on the observation angle, and insures that every position on the detector sees essentially the same distribution.

The radiative lifetime for two-photon decay of the metastable  $2^1S_0$  state of helium which we have measured is  $\tau = 20 \pm 2$  msec. This result is an average over 45 runs in which the possible experimental variables were systematically changed; within our present error, there is no change in the  $2^1S_0$  lifetime resulting from a variation of such parameters as electron gun voltage, source position, source temperature, lamp intensity, beam flow rate, detector potentials, and drift region pressure. Clearly, our result for the  $2^1S_0$  lifetime agrees well with the theoretical value  $\tau = 19.5$  msec calculated by Drake, Victor, and Dalgarno,<sup>4</sup> but not with the experimental one of  $\tau = 38 \pm 8$  msec reported by Pearl.<sup>3</sup> Our work is still proceeding to understand completely the extent of any systematic errors and to eliminate them if possible. The results of this work as well as additional details of the experiment will be reported later.

REFERENCES

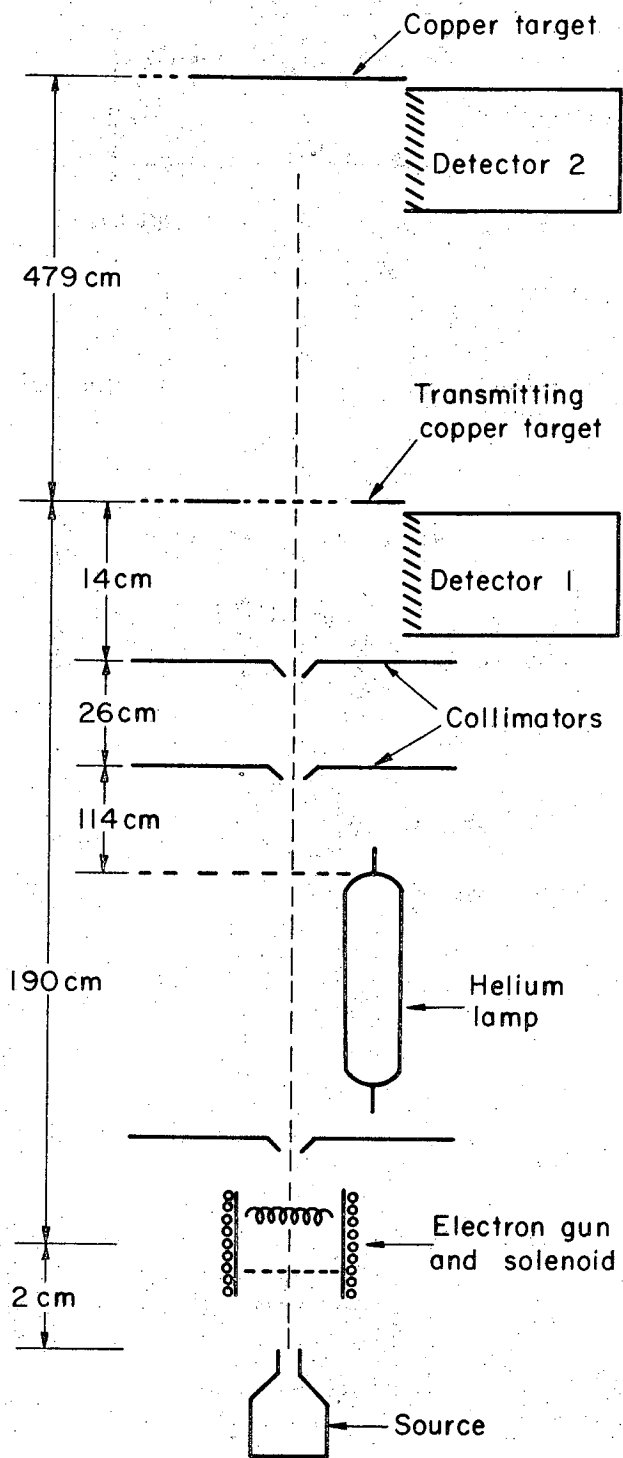
- \* This research supported by the U.S. Atomic Energy Commission.
- <sup>1</sup> M. Mayer, Ann. Physik 9, 273 (1931). Also, G. Breit and E. Teller, Astrophys. J. 91, 215 (1940).
- <sup>2</sup> M. Steinberg and H. A. Shugart, Bull. Am. Phys. Soc. 14, 32 (1969).
- <sup>3</sup> A. S. Pearl, Phys. Rev. Letters 24, 703 (1970).
- <sup>4</sup> G. W. F. Drake, G. A. Victor, and A. Dalgarno, Phys. Rev. 180, 25 (1969). For previous theoretical results see: A. Dalgarno, Mon Not. R. Astro. Soc. 131, 311 (1966); A. Dalgarno and G. A. Victor, Proc. Phys. Soc. (London) 87, 371 (1966); G. A. Victor, Proc. Phys. Soc. (London) 91, 825 (1967).
- <sup>5</sup> W. E. Lamb and R. C. Retherford, Phys. Rev. 81, 222 (1951).
- <sup>6</sup> E. S. Fry and W. L. Williams, Rev. Sci. Instr. 40, 1141 (1969).

## FIGURE CAPTIONS

Fig. 1. Schematic diagram of the time-of-flight apparatus. Helium atoms effusing from the cooled source are metastabilized by an anti-parallel electron beam, collimated, and then detected at detectors 1 and 2; the discharge lamp allows the separation of the  $2^1S_0$  and the  $2^3S_1$  metastable states. A determination of the number of  $2^1S_0$  atoms decaying between the two detectors gives the radiative lifetime.

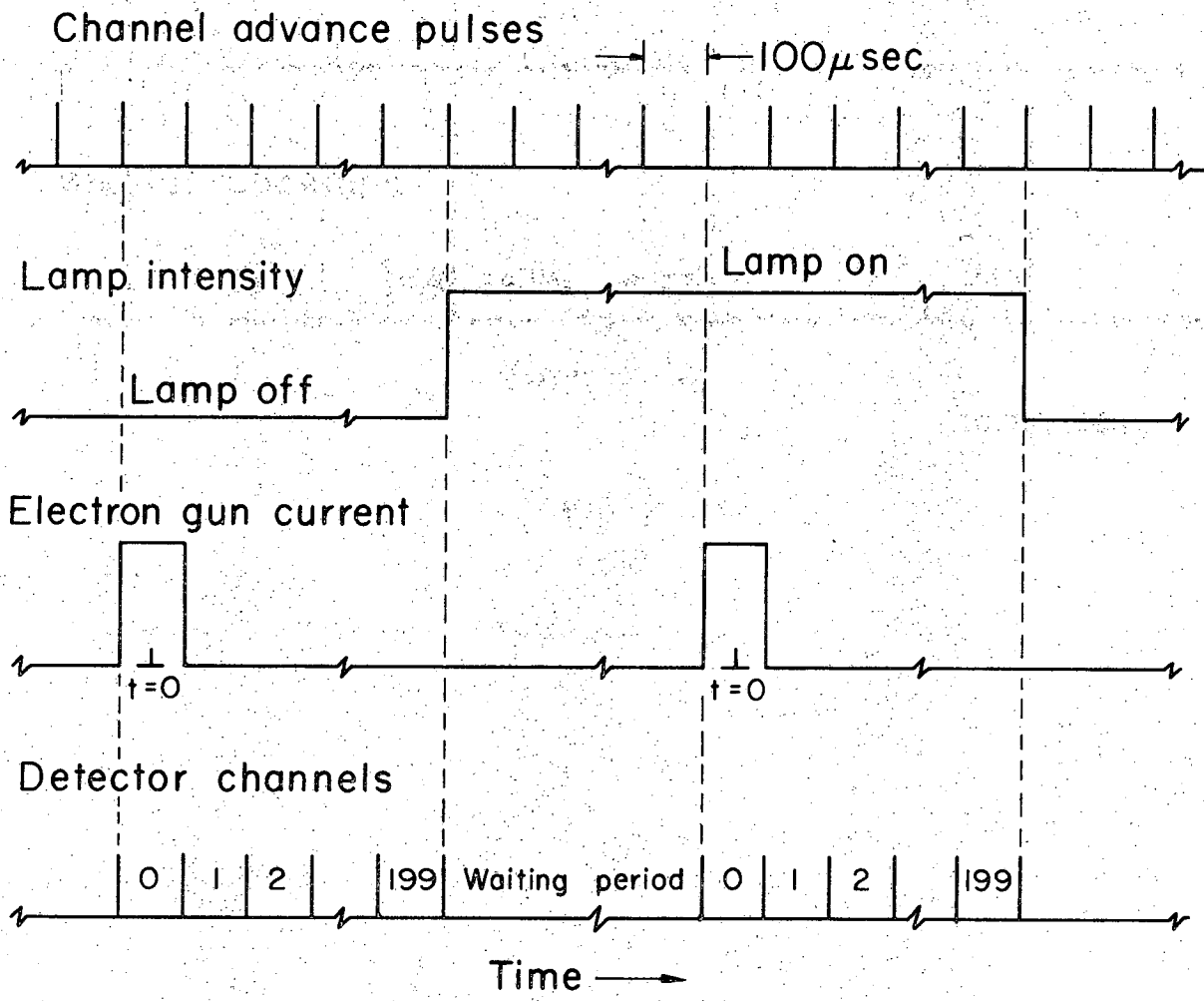
Fig. 2. Timing arrangement used to obtain the time-of-flight spectrum of the metastable helium atoms. Timing and data collection are controlled by a PDP-8 computer.

Fig. 3. Part (a) shows a metastable  $2^1S_0$  time-of-flight spectrum obtained at detector 2. Part (b) shows the corresponding logarithmic decay plot of  $R(t) = n_2/n_1$  versus the time of flight  $t$ . The slope of the least-squares-fitted straight line is  $-1/\tau$ ; only points with a number of counts greater than 1% of the peak are included in the fit.



XBL708-3681

Fig. 1



XBL708-3682

Fig. 2

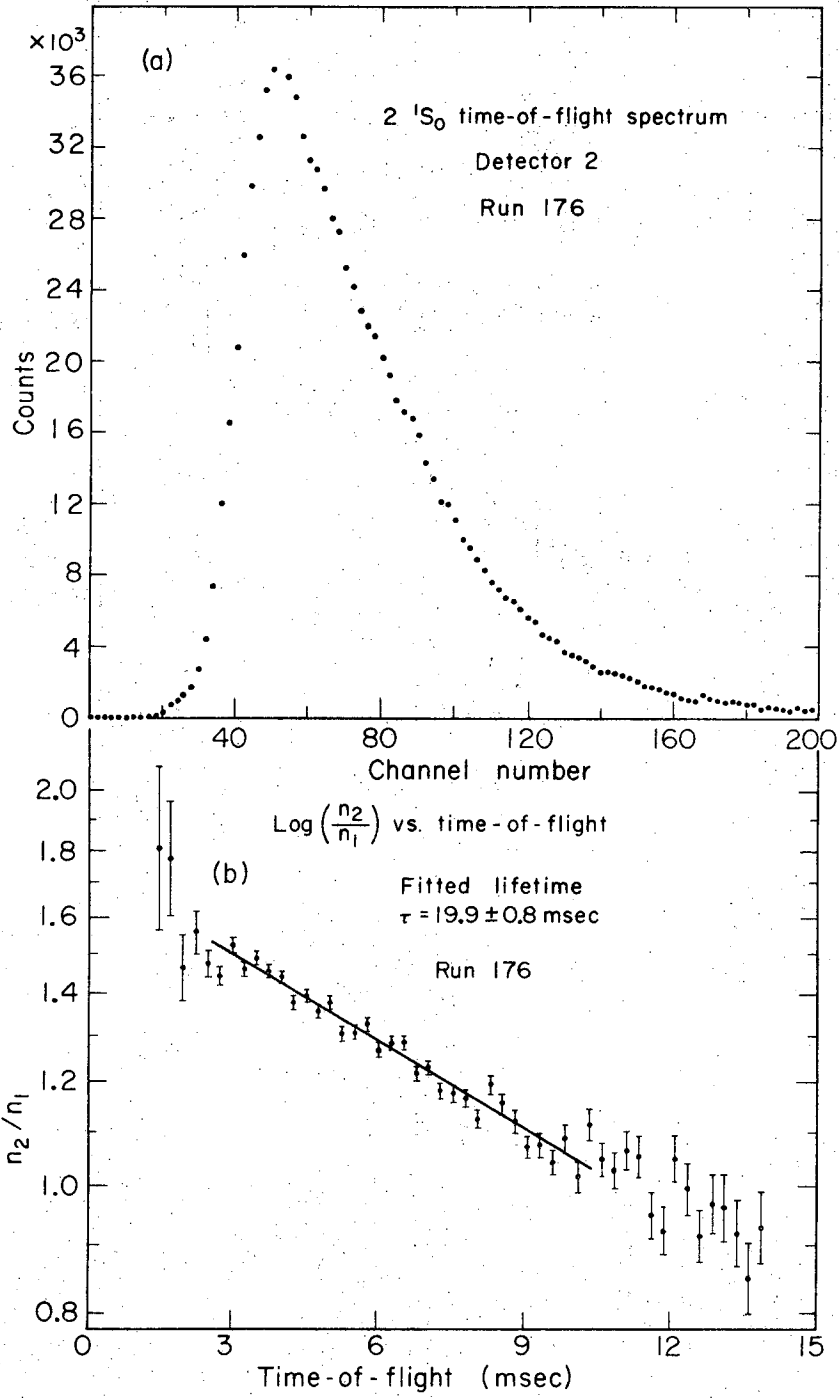


Fig. 3

LEGAL NOTICE

*This report was prepared as an account of Government sponsored work. Neither the United States, nor the Commission, nor any person acting on behalf of the Commission:*

- A. Makes any warranty or representation, expressed or implied, with respect to the accuracy, completeness, or usefulness of the information contained in this report, or that the use of any information, apparatus, method, or process disclosed in this report may not infringe privately owned rights; or*
- B. Assumes any liabilities with respect to the use of, or for damages resulting from the use of any information, apparatus, method, or process disclosed in this report.*

*As used in the above, "person acting on behalf of the Commission" includes any employee or contractor of the Commission, or employee of such contractor, to the extent that such employee or contractor of the Commission, or employee of such contractor prepares, disseminates, or provides access to, any information pursuant to his employment or contract with the Commission, or his employment with such contractor.*

TECHNICAL INFORMATION DIVISION  
LAWRENCE RADIATION LABORATORY  
UNIVERSITY OF CALIFORNIA  
BERKELEY, CALIFORNIA 94720