

UC San Diego

UC San Diego Previously Published Works

Title

Measurements of angular distance and momentum ratio distributions in three-jet and Z + two-jet final states in pp collisions.

Permalink

<https://escholarship.org/uc/item/2c42p7s9>

Journal

The European physical journal. C, Particles and fields, 81(9)

ISSN

1434-6044

Authors

Sirunyan, AM
Tumasyan, A
Adam, W
[et al.](#)

Publication Date

2021

DOI

10.1140/epjc/s10052-021-09570-2

Peer reviewed



Measurements of angular distance and momentum ratio distributions in three-jet and Z + two-jet final states in pp collisions

CMS Collaboration*

CERN, 1211 Geneva 23, Switzerland

Received: 17 February 2021 / Accepted: 24 August 2021 / Published online: 27 September 2021
© CERN for the benefit of the CMS Collaboration 2021

Abstract Collinear (small-angle) and large-angle, as well as soft and hard radiations are investigated in three-jet and Z + two-jet events collected in proton-proton collisions at the LHC. The normalized production cross sections are measured as a function of the ratio of transverse momenta of two jets and their angular separation. The measurements in the three-jet and Z + two-jet events are based on data collected at a center-of-mass energy of 8 TeV, corresponding to an integrated luminosity of 19.8 fb^{-1} . The Z + two-jet events are reconstructed in the dimuon decay channel of the Z boson. The three-jet measurement is extended to include $\sqrt{s} = 13 \text{ TeV}$ data corresponding to an integrated luminosity of 2.3 fb^{-1} . The results are compared to predictions from event generators that include parton showers, multiple parton interactions, and hadronization. The collinear and soft regions are in general well described by parton showers, whereas the regions of large angular separation are often best described by calculations using higher-order matrix elements.

1 Introduction

Collimated streams of particles, produced in interactions of quarks and gluons and reconstructed as jets, are described by the theory of strong interactions, quantum chromodynamics (QCD). Multijet events provide exemplary signatures in high-energy collider experiments, and modeling their characteristics plays an important role in precision measurements, as well as in searches for new physics. The understanding of the structure of multijet final states is therefore crucial for analyses of those events.

Theoretical predictions for multijet events are based on a matrix element (ME) expansion to a fixed perturbative order, supplemented by the parton shower (PS) approach to approximate higher-order perturbative contributions. The ME expansion incorporates color correlations between quarks and gluons, including interference terms, as

well as kinematic correlations between the partons, without any approximation at fixed perturbative order. Its application is, however, currently limited to final states with less than $\mathcal{O}(10)$ partons. The PS can simulate final states containing many partons, but with probabilities calculated using the approximations of soft and collinear kinematics and partial or averaged color structures. The best descriptions of multijet final states are based on a combination of both approaches [1–4]. Other features implemented in simulations, such as multiple parton interactions (MPI) and hadronization, also play an important role, e.g., in describing angular correlations between jets [5–7].

In this paper, we investigate collinear (small-angle) and large-angle radiation in different regions of jet transverse momentum (p_T) by concentrating on two different topologies, one using three-jet events and another with Z + two-jet events. We label the hardest jet, or Z boson as j_1 , the next hardest as j_2 , and the softest as j_3 . We introduce two observables that are sensitive to the dynamic properties of multijet final states. One observable is the p_T ratio of j_3 to j_2 , p_{T3}/p_{T2} . The other observable is the angular distance between the jet centers of j_2 and j_3 in the rapidity-azimuth (y - ϕ) phase space, $\Delta R_{23} = \sqrt{(y_3 - y_2)^2 + (\phi_3 - \phi_2)^2}$. The definition of rapidity is $y = \ln \sqrt{(E + p_z c)/(E - p_z c)}$, and the definitions of other kinematic variables are given in Ref. [8]. As indicated in Fig. 1, we classify three-jet and Z + two-jet events into different categories using these two observables:

- (i) soft ($p_{T3}/p_{T2} < 0.3$) or hard ($p_{T3}/p_{T2} > 0.6$) radiation, depending on the ratio p_{T3}/p_{T2} ;
- (ii) small-angle ($\Delta R_{23} < 1.0$) or large-angle ($\Delta R_{23} > 1.0$) radiation, depending on the angular separation ΔR_{23} .

According to these classifications, events in the soft and small-angle radiation region, as shown in Fig. 1a, can only be described if soft gluon resummation, e.g., in form of a parton shower, is included, whereas events in the hard and

* e-mail: cms-publication-committee-chair@cern.ch

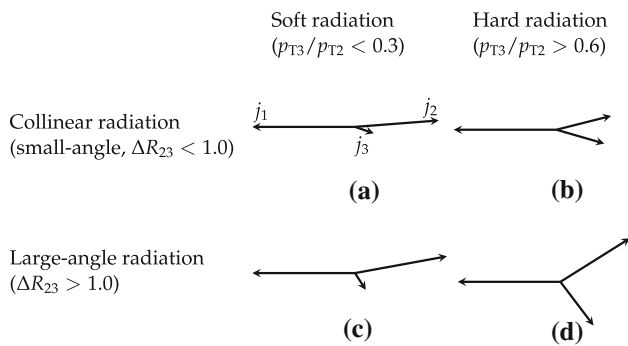


Fig. 1 Four categories of parton radiation. **a** Soft and small-angle radiation, **b** hard and small-angle radiation, **c** soft and large-angle radiation, **d** hard and large-angle radiation

large-angle radiation region, as shown in Fig. 1d, would be better described when including the ME calculations. The events in Fig. 1b and c are also of interest, since they should include effects from both the PS and ME.

We report on proton-proton (pp) collision data collected at the CMS experiment containing three-jet events at center-of-mass energies of 8 and 13 TeV, and Z + two-jet events at a center-of-mass energy of 8 TeV. The measurements are compared to calculations based on a leading-order (LO) or next-to-leading-order (NLO) ME supplemented with effects from PS, MPI, and hadronization. The NLO ME descriptions apply to the lowest parton multiplicities relevant to the selected events: 2 jets for the three-jet analysis and Z+1j for the Z + two-jet analysis. The measurements using three-jet final states are complementary to those with Z + two-jet events in a sense that different kinematic regions and initial-state flavor compositions are being probed. The jets are also fully color connected, while the Z boson is color neutral, so color coherence effects should not appear so strongly in Z + two-jet events.

The goal of the measurements is: (i) to untangle the different features of the radiation in the collinear and large-angle events; (ii) to investigate how well the PS approach describes the hard and large-angle radiation patterns; and (iii) to illustrate how ME calculations can attempt to describe the soft and collinear regions.

2 The CMS detector

The central feature of the CMS detector is a superconducting solenoid of 6 m internal diameter, providing a magnetic field of 3.8 T. A silicon pixel and strip tracker, a lead tungstate crystal electromagnetic calorimeter (ECAL), and a brass and scintillator hadron calorimeter (HCAL), each composed of a barrel and two endcap sections, reside within the volume of the solenoid. Charged-particle trajectories are measured in the tracker with full azimuthal acceptance within pseudorapidities $|\eta| < 2.5$. The ECAL, which is equipped with a

preshower detector in the endcaps, and the HCAL cover the region $|\eta| < 3.0$. Forward calorimeters extend the pseudorapidity coverage provided by the barrel and endcap detectors to the region $3.0 < |\eta| < 5.2$. Finally, muons are measured up to $|\eta| < 2.4$ in gas-ionization detectors embedded in the steel flux-return yoke outside the solenoid. Events of interest are selected using a two-tiered trigger system [9]. The first level, composed of custom hardware processors, uses information from the calorimeters and muon detectors to select events at a rate of around 100 kHz within a fixed latency of about 4 μ s. The second level, known as the high-level trigger (HLT), consists of a farm of processors running a version of the full event reconstruction software optimized for fast processing, and reduces the event rate to around 1 kHz before data storage.

A more detailed description of the CMS detector, together with a definition of the coordinate system and the kinematic variables, is given in Ref. [8].

3 Event samples and selection

The data in this study were collected with the CMS detector at the LHC using pp collisions at center-of-mass energies of 8 and 13 TeV. The $\sqrt{s} = 8$ TeV data, taken in 2012 during LHC Run 1, correspond to an integrated luminosity of 19.8 fb⁻¹, and the $\sqrt{s} = 13$ TeV data, taken in 2015 during LHC Run 2, correspond to an integrated luminosity of 2.3 fb⁻¹.

Particles are reconstructed and identified using a particle-flow (PF) algorithm [10], that utilizes an optimized combination of information from the various elements of the CMS detector. Jets are reconstructed by clustering the four-vectors of the PF candidates with the infrared and collinear-safe anti- k_T clustering algorithm [11] using a distance parameter $R_{\text{jet}} = 0.5$ (0.4) at $\sqrt{s} = 8$ (13) TeV. The clustering is performed with the FASTJET software package [12]. The jets are ordered in p_T and all events with additional jets are analyzed. In addition, three-jet events use the charged-hadron subtraction (CHS) technique [10] to mitigate the effect of extraneous pp collisions in the same bunch crossing (pileup, PU). The CHS technique reduces the contribution to the reconstructed jets from PU by removing tracks identified as originating from PU vertices.

Muons are reconstructed using a simultaneous global fit performed with the hits in the silicon tracker and the muon system. They are required to pass standard identification criteria [13, 14] based on the minimum number of hits in each detector, quality of the fit, and the consistency with the primary vertex by requiring the longitudinal (transverse) impact parameters to be less than 0.5 (0.2) cm. The efficiency to reconstruct and identify muons is greater than 95% over the entire region of pseudorapidity covered by the CMS muon system ($|\eta| > 2.4$). The overall momentum scale is mea-

sured to a precision of 0.2% with muons from Z decays. The transverse momentum resolution varies from 1 to 6% depending on pseudorapidity for muons with p_T for a few GeV to 100 GeV and reaches 10% for 1 TeV muons [15]. Observed distributions for muons are well reproduced by Monte Carlo (MC) simulation. Corresponding scale factors for the difference between data and MC simulations are measured with good accuracy [16]. Muons must be isolated from other activity in the tracker by requiring the p_T sum of other tracks within a cone of radius $\Delta R = \sqrt{(\Delta\eta)^2 + (\Delta\phi)^2} = 0.3$ centered on the muon candidate, is less than 10% of the muon p_T . If the two muons with the highest p_T in an event are within the isolation cone of one another, the other muon candidate is removed from the isolation sum of each muon.

Three-jet events are collected using single jet HLT requirements that are not pre-scaled. The $\sqrt{s} = 8$ (13) TeV data use a 320 (450) GeV trigger p_T threshold. In the offline analyses, the p_T threshold starts at 510 GeV for both sets of data. The Z + two-jet events with the Z boson decaying into a pair of muons are collected at $\sqrt{s} = 8$ TeV with a single-muon HLT that requires a muon $p_T > 24$ GeV and $|\eta| < 2.1$.

In the three-jet systems, the leading jet is required to have a $p_T > 510$ GeV, because of a decreasing efficiency for single jet triggers below this value [9, 17, 18]. Events with at least three jets of $p_T > 30$ GeV are selected for further consideration. The leading and subleading jets must be within a rapidity range of $|y| < 2.5$, and the third jet is therefore implicitly restricted to $|y| < 4$ by requiring $\Delta R_{23} < 1.5$. A dijet topology with an extra jet is selected by requiring the difference in azimuthal angle between the first and second jet to be $\pi - 1 < \Delta\phi_{12} < \pi$. The missing transverse momentum vector $\mathbf{p}_T^{\text{miss}}$ is defined as the projection onto the plane perpendicular to the beam axis of the negative vector sum of the momentum of all reconstructed PF objects in an event. Its magnitude is referred to as p_T^{miss} . Events with a p_T^{miss} divided by the scalar sum of all transverse momenta > 0.3 are rejected to remove the contamination from W or Z boson decays [19–21]. To avoid an overlap between j_2 and j_3 , ΔR_{23} is required to be larger than the distance parameter R_{jet} . We thus require ΔR_{23} to be larger than 0.6 (0.5) for $\sqrt{s} = 8$ (13) TeV data. The maximum ΔR_{23} is set to 1.5 to ensure that j_3 is closer to j_2 than to j_1 . We further require that $0.1 < p_{T3}/p_{T2} < 0.9$ to avoid p_{T3} threshold effects and to ensure p_T ordering for hard radiation.

In Z + two-jet events, the Z boson is reconstructed from a pair of oppositely charged, isolated muons with $p_T > 25$ (5) GeV and $|y| < 2.1$ (2.4) for the leading (subleading) muon. Muons are required to be from primary vertex with distance $dr < 0.2$ cm and $dz < 0.5$ cm. The dimuon invariant mass is required to be $70 < m_{\mu^+\mu^-} < 110$ GeV with the dimuon momentum satisfying $p_{T1} > 80$ GeV and $|y_1| < 2$. At least two jets are required in the final state with the leading jet (labeled j_2) satisfying $p_{T2} > 80$ GeV and

$|y_2| < 1$ and the subleading jet (labeled j_3) required to have $p_{T3} > 20$ GeV with $|y_3| < 2.4$. The distance between muons from Z bosons and jets are requested to be more than 0.5. The Z + two-jet topology is further restricted by requiring a difference in the azimuthal angle between the Z boson and j_2 of $\Delta\phi_{12} > 2$.

Table 1 shows a summary of the event selection requirements for both samples.

Generator jets are reconstructed from stable particles by clustering the four-vectors with an anti- k_T clustering algorithm excluding neutrinos. The kinematical requirements for muons and jets are the same as applied for reconstructed objects. For Z + two-jet events, the distance between muons from Z boson and jets must have $\Delta R > 0.5$. The p_T^{miss} selection is not applied at the generator level for QCD multijet events.

4 Theoretical models

Reconstructed data are compared to predictions from MC event generators, where the generated events are passed through a full detector simulation based on GEANT4 [22] and the simulated events are reconstructed using standard CMS software. Reconstruction-level predictions are obtained for three-jet events at $\sqrt{s} = 8$ TeV with the MADGRAPH [23] software package matched to PYTHIA 6 [24] with the CTEQ6L1 [25] parton distribution function (PDF) set and the Z2Star tune [26], as well as with standalone PYTHIA 8.1 [27] with the CTEQ6L1 PDF set and the 4C [28] tune. At 13 TeV, MADGRAPH interfaced to PYTHIA 8.2 [29] and standalone PYTHIA 8.2 are used with the NNPDF2.3LO [30] PDF set and the CUETP8M1 [31] tune. The SHERPA [32] event generator interfaced to CSSHOWER++ [33] with the CT10 [34] PDF set and the AMISIC++ [35] tune and MADGRAPH interfaced to PYTHIA 6 with the CTEQ6L1 PDF set and the Z2Star tune provide Z + two-jet events at 8 TeV. Table 2 summarizes the event generator versions, PDF sets and tunes.

Results corrected to stable-particle level are compared to predictions obtained with the models presented below. An overview of these models is given in Table 3.

The PYTHIA 8 [29] event generator provides hard-scattering events using a ME calculated at LO supplemented with PS. These event samples are labeled as “PYTHIA LO 2j+PS” for the three-jet and as “PYTHIA LO Z+1j+PS” for Z + two-jet events. The PDF set NNPDF2.3LO and the CUETP8M1 parameter set for the simulation of the underlying event (UE) are used with free parameters adjusted to measurements in pp collisions at the LHC and proton-antiproton collisions at the Fermilab Tevatron. The Lund string model [36] is applied for the hadronization process.

The MADGRAPH5_aMC@NLO event generator, labeled as “MADGRAPH” in the following, is used to simulate hard processes with up to 4 final-state partons at LO accuracy. It is

Table 1 Phase space selection for the three-jet and Z + two-jet analyses

Three-jet events	
Transverse momentum of the leading jet (j_1)	$p_{T1} > 510 \text{ GeV}$
Transverse momentum of each jet and rapidity of $j_{1,2}$	$p_T > 30 \text{ GeV}, y_{1,2} < 2.5$
Azimuthal angle difference between j_1 and j_2	$\pi - 1 < \Delta\phi_{12} < \pi$
Transverse momentum ratio between j_2 and j_3	$0.1 < p_{T3}/p_{T2} < 0.9$
Angular distance between j_2 and j_3	$R_{\text{jet}} + 0.1 < \Delta R_{23} < 1.5$
Number of selected events at $\sqrt{s} = 8$ (13) TeV	777 618 (613 254)
Z + two-jet events	
Transverse momentum of the Z boson (j_1)	$p_{T1} > 80 \text{ GeV}, y_1 < 2$
Transverse momentum and rapidity of j_2	$p_{T2} > 80 \text{ GeV}, y_2 < 1$
Transverse momentum and rapidity of j_3	$p_{T3} > 20 \text{ GeV}, y_3 < 2.4$
Azimuthal angle difference between Z and j_2	$2 < \Delta\phi_{12} < \pi$
Dimuon mass	$70 < m_{\mu^+\mu^-} < 110 \text{ GeV}$
Angular distance between j_3 and j_2	$0.5 < \Delta R_{23} < 1.5$
Number of selected events	15 466

Table 2 Event generator versions, PDF sets, and tunes used to produce MC samples at reconstruction level

Event generator	PDF set	Tune
Three-jet events at $\sqrt{s} = 8 \text{ TeV}$		
MADGRAPH 5.1.3.30 + PYTHIA 6.425	CTEQ6L1	Z2Star
PYTHIA 8.153	CTEQ6L1	4C
Three-jet events at $\sqrt{s} = 13 \text{ TeV}$		
MADGRAPH 5.2.3.3 + PYTHIA 8.219	NNPDF2.3LO	CUETP8M1
PYTHIA 8.219	NNPDF2.3LO	CUETP8M1
Z + two-jet events		
SHERPA 1.4.0 + CSSHOWER++	CT10	AMISIC++
MADGRAPH 5.1.3.30 + PYTHIA 6.425	CTEQ6L1	Z2Star

interfaced to PYTHIA 8 with the CUETP8M1 tune and the NNPDF2.3LO PDF set for the simulation of PS, hadronization, and MPI, for three-jet, and to PYTHIA 6 with the Z2Star tune and the CTEQ6L1 PDF set for Z + two-jet events. The three-jet sample is labeled as “MADGRAPH LO 4j+PS” and the Z + two-jet sample is labeled as “MADGRAPH LO Z+4j+PS”. The k_T -MLM procedure [37] is used to match jets from the ME and PS with a matching scale of 10 GeV.

Predictions are also included using the POWHEG BOX library [38–40], with the CT10 NLO [34] PDFs and with the PYTHIA 8 CUETP8M1 tune applied to simulate PS, MPI, and hadronization. The POWHEG generator is run in the dijet mode [41] providing an NLO $2 \rightarrow 2$ calculation, labeled as “POWHEG NLO 2j+PS”. The matching between the POWHEG ME calculations and the PYTHIA UE [31] simulation is performed using the shower-veto procedure (UserHook option 2 [29]).

The SHERPA software package is used to simulate Z + two-jet events. The hard process is calculated at LO for a ME

with up to four final-state partons and the CT10 PDF set is used. This sample is labeled as “SHERPA LO Z+4j+PS”. The SHERPA generator has its own PS [33], hadronization, and MPI tune [35].

Finally, the MADGRAPH5_aMC@NLO generator is also used in the MC@NLO mode, providing a Z + one-jet ME at NLO accuracy. This event generator is interfaced to PYTHIA 8, using the CUETP8M1 tune and the NNPDF3.0NLO [42] PDF set, to produce Z + two-jet events. The sample is labeled as “aMC@NLO NLO Z+1j+PS”.

The background from W, Z, top quark, and diboson production for the three-jet analysis is negligible and not further considered. The main background for Z + two-jet events comes from $t\bar{t}$, single top, and diboson production. The $t\bar{t}$, ZZ, and WZ events are simulated with MADGRAPH 5.1.3.30 + PYTHIA 6.425 using the same tune and PDF set as for generating Z + two-jet samples. WW events are generated with PYTHIA 6.425 with CTEQ6L1 PDF set and Z2Star tune. Single top events are generated with POWHEG (CT10 PDF set, Z2Star tune).

Table 3 MC event generators and version numbers, parton-level processes, PDF sets, and UE tunes used for the comparison with measurements

Event generator	Parton-level process	PDF set	Tune
Three-jet events			
PYTHIA 8.219	LO 2j+PS	NNPDF2.3LO	CUETP8M1
MADGRAPH 5.2.3.3 + PYTHIA 8.219	LO 4j+PS	NNPDF2.3LO	CUETP8M1
POWHEG 2 + PYTHIA 8.219	NLO 2j+PS	CT10 NLO	CUETP8M1
Z + two-jet events			
PYTHIA 8.219	LO Z+1j+PS	NNPDF2.3LO	CUETP8M1
MADGRAPH 5.1.3.30 + PYTHIA 6.425	LO Z+4j+PS	CTEQ6L1	Z2Star
SHERPA 1.4.0 + CSSHOWER++	LO Z+4j+PS	CT10	AMISIC++
aMC@NLO + PYTHIA 8.223	NLO Z+1j+PS	NNPDF30_nlo_nf_5_pdfas	CUETP8M1

5 Data correction and study of systematic uncertainties

To facilitate the comparison of data with theory, the data are unfolded from reconstruction to stable-particle level, defined by a mean decay length larger than 1 cm, so that measurement effects are removed and that the true distributions in the observables are determined. The unfolding is performed using the D'Agostini algorithm [43] as implemented in the ROOUNFOLD software package [44] for three-jet events, while the singular value decomposition method [45] is used for Z + two-jet events. The response matrices are obtained from the full detector simulation using MADGRAPH for three-jet events and SHERPA for Z + two-jet events.

We estimate the influence of $t\bar{t}$, single top, and diboson backgrounds by adding generated events produced with event generator MADGRAPH LO Z+4j+PS and comparing the predictions for the observables p_{T3}/p_{T2} and ΔR_{23} using the same generator without the backgrounds. For $t\bar{t}$ production with fully leptonic decay and dibosons the probability of j_3 emission increases from 2% (soft radiation) to 10% (hard radiation) depending on the phase space. For semileptonic and hadronic decays and single top production the change is negligible. Since the background effect is comparable to the systematic uncertainties, it is not included in the theoretical estimations and it is not subtracted from the data.

The distributions are normalized to the integral of the spectra for three-jet events and to the number of inclusive Z + one-jet events in the Z + two-jet analysis. The Z + two-jet analysis normalization thus reflects the probability to have more than one jet in the event.

Systematic uncertainties associated to the jet energy scale (JES) calibration, the jet energy resolution (JER), PU modeling, model dependence, as well as the unfolding method, are estimated. Muon-related uncertainties (single muon trigger efficiency, muon isolation, muon scale and resolution) for the Z + two-jet channel are negligible with respect to other systematic sources. The treatment of the uncertainty depends on the uncertainty source and is estimated separately for each

bin (see below). The overall uncertainty for each bin is estimated summing in quadrature uncertainties from the various sources.

The systematic uncertainty from the JES is 0.15 (0.24)% at $\sqrt{s} = 8$ (13) TeV for the three-jet case and 5–10% for the Z + two-jet events. The JER observed in data differs from that obtained from simulation and simulated jets are therefore smeared to obtain the same resolution as in the data [46]. The systematic uncertainty from JER is estimated by varying the simulated JER uncertainty up and down by one standard deviation, which results in a systematic uncertainty of 0.16 (0.12)% at $\sqrt{s} = 8$ (13) TeV for three-jet and 2–3% for Z + two-jet events. When the distributions of Z + two-jet events are normalized to the integrals of the histograms, instead of the number of Z + one-jet events, the systematic uncertainties due to the JES and JER decrease to 0.3–0.5%, except for the p_{T3}/p_{T2} shape, which is still sensitive to the JES with changes of up to 3%.

The distribution in the number of primary vertices is sensitive to the PU difference between data and simulation. To estimate the uncertainty due to the PU modeling, the number of PU events in simulation is changed by shifting the total inelastic cross section by $\pm 5\%$ [47]. The resulting PU uncertainties are 0.10 (0.17)% at $\sqrt{s} = 8$ (13) TeV for the three-jet and 1% for the Z + two-jet events.

The dependence on the event generator used for the unfolding is estimated with MC event samples from MADGRAPH and PYTHIA for three-jet, and SHERPA and MADGRAPH for the Z + two-jet events. The means of both sets of unfolded data are used as the nominal values. This uncertainty is ≈ 1.1 (0.25)% at $\sqrt{s} = 8$ (13) TeV for the three-jet and 1% for the Z + two-jet events, which is half of the difference between the results obtained with the respective event generators. The difference in the results is due to statistical fluctuations from the limited number of events in the MC simulation.

Table 4 summarizes the systematic uncertainties in the measurements.

Table 4 Systematic uncertainties in the measurements in %

Source	three-jet 8/13 TeV	Z + two-jet 8 TeV
Jet energy scale	0.15/0.24	5–10
Jet energy resolution	0.16/0.12	2–3
Pileup	0.1/0.17	1
Unfolding and model dependence	1.1/0.25	1

The systematic uncertainties from various sources are similar for the three-jet samples at $\sqrt{s} = 8$ and 13 TeV, except for unfolding and model dependence at $\sqrt{s} = 8$ TeV. The systematic uncertainties between the three-jet and Z + two-jet analysis cannot be compared directly because each analysis uses a different normalization and also differs in statistical significance. The JES uncertainty is especially sensitive to the jet p_T range, and the Z + two-jet phase space has a lower p_T threshold than the one used in the three-jet events.

The figures of Sect. 6 show the total systematic uncertainty as a band in the panels displaying the ratio of predictions over data.

6 Results

We compare the distributions in the ratio p_{T3}/p_{T2} in data to predictions for events with small-angle ($\Delta R_{23} < 1.0$) and large-angle radiation ($\Delta R_{23} > 1.0$). We also compare the ΔR_{23} distributions in data to predictions with soft ($p_{T3}/p_{T2} < 0.3$) and hard radiation ($p_{T3}/p_{T2} > 0.6$). The events with $0.3 < p_{T3}/p_{T2} < 0.6$ are not used in the comparisons for the ΔR_{23} observable because we focus on the limits in soft and hard radiation. This classification is summarized in Fig. 1, within the phase space defined in Table 1. The data measurements are provided at the Durham High Energy Physics Database (HEPData) [48].

The uncertainties in the PDF and in the renormalization and factorization scales are investigated for the POWHEG and aMC@NLO models. Other theoretical predictions are expected to have comparable uncertainties. The PDF uncertainties are calculated as recommended in PDF4LHC [49] following the description of the PDF sets: for CT10 using the Hessian approach; and for NNPDF using MC replicas. The renormalization and factorization scales are varied by a factor 2 up and down, excluding the (2,1/2) and (1/2,2) cases. Finally, the theoretical uncertainties are obtained as the quadratic sum of the PDF variance and the envelope of the scale variations, and displayed as a band around the theoretical predictions in the Figs. 2, 3, 4, 5, 6 and 7.

6.1 Three-jet selection

We show the $\sqrt{s} = 8$ TeV measurements of p_{T3}/p_{T2} in Fig. 2 and of ΔR_{23} in Fig. 3, and compare them to theoretic

cal expectations. In Figs. 4 and 5 the distributions are given for $\sqrt{s} = 13$ TeV. Figure 2 (upper) shows the p_{T3}/p_{T2} distribution for the small ΔR_{23} region. All predictions show significant deviations from the measurements. Interestingly, the LO 4j+PS prediction shows different behavior compared with LO 2j+PS and NLO 2j+PS. We see that the number of partons in the ME calculation and the merging method with the PS in the present simulations lead to different predictions. In Fig. 2 (lower) the p_{T3}/p_{T2} distribution is shown for large ΔR_{23} . This region of phase space is well described by the LO 4j+PS calculations, while the LO 2j+PS and NLO 2j+PS predictions show large deviations from the measurements.

In Fig. 3, the ΔR_{23} distribution is shown for two regions of p_{T3}/p_{T2} . Figure 3 (upper) shows $p_{T3}/p_{T2} < 0.3$. The predictions from LO 2j+PS and NLO 2j+PS describe the measurement well, while the prediction from LO 4j+PS shows a larger deviation from the data. In Fig. 3 (lower) the ΔR_{23} distribution is shown for $p_{T3}/p_{T2} > 0.6$. In contrast to Fig. 3 (upper), the predictions for distributions from LO 2j+PS differ from the measurement, whereas the predictions from NLO 2j+PS and LO 4j+PS agree well with it. This indicates that in this region the contribution from higher-multiplicity ME calculations supplemented with PS should be included. The same comparisons are performed for the $\sqrt{s} = 13$ TeV measurements as shown in Figs. 4 and 5. A similar behavior is observed for $\sqrt{s} = 8$ TeV. In conclusion, none of the simulations simultaneously describes to simultaneously describe both the p_{T3}/p_{T2} and the ΔR_{23} distributions in three-jet events.

6.2 Z + two-jet selection

The measurement of p_{T3}/p_{T2} for Z + two-jet events is presented in Fig. 6 for data at $\sqrt{s} = 8$ TeV. All distributions are normalized to the selected number of Z + one-jet events. All predictions from PYTHIA, SHERPA, MADGRAPH, and aMC@NLO agree with data within the uncertainties of the measurement except for the phase space region with hard radiation.

Figure 7 shows the measurement as a function of ΔR_{23} . The aMC@NLO prediction deviates from the data at high ΔR_{23} and small p_{T3}/p_{T2} , while PYTHIA, SHERPA, MADGRAPH, and aMC@NLO describe the shape of the distribution in the high- p_{T3}/p_{T2} range, but underestimate the data due

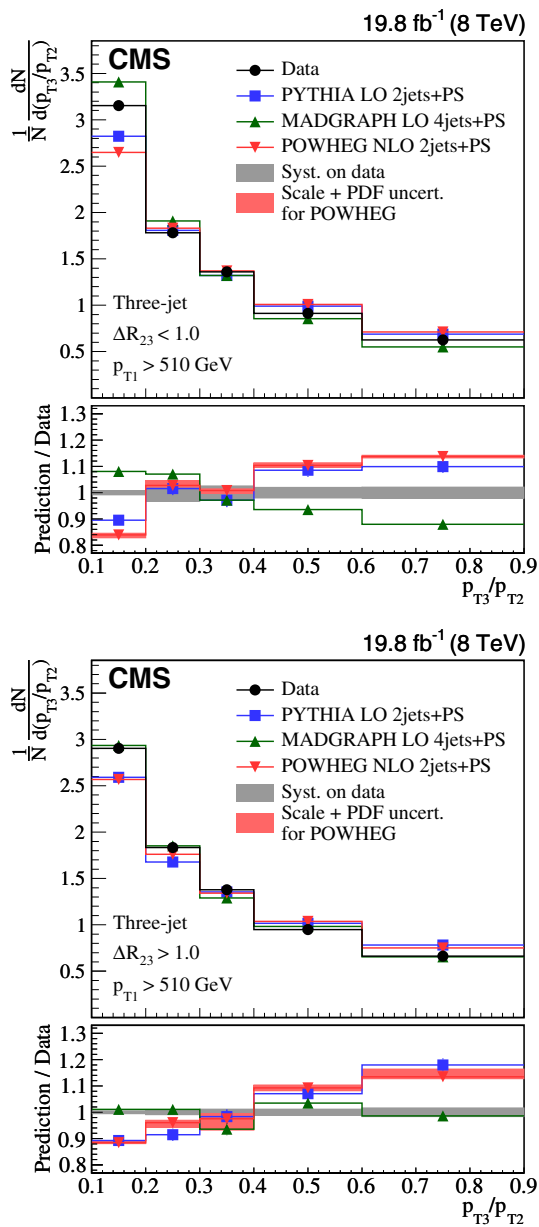


Fig. 2 Three-jet events at $\sqrt{s} = 8$ TeV compared to theory: (upper) p_{T3}/p_{T2} for small-angle radiation ($\Delta R_{23} < 1.0$), (lower) p_{T3}/p_{T2} for large-angle radiation ($\Delta R_{23} > 1.0$)

to a smaller contribution from production of j_3 . This feature is based on the normalization of $Z +$ two-jet distributions by the number of inclusive $Z +$ one-jet events selected.

Figures 8 and 9 compare the event distributions with predictions from PYTHIA 8 with the final-state PS and MPI switched off. The initial-state PS was kept, because one of the jets must originate from PS when $Z +$ two-jet events are selected. Multiple parton interactions play a very minor role, while the final-state PS in PYTHIA 8 is very important. When the final-state PS is switched off, events where both jets come

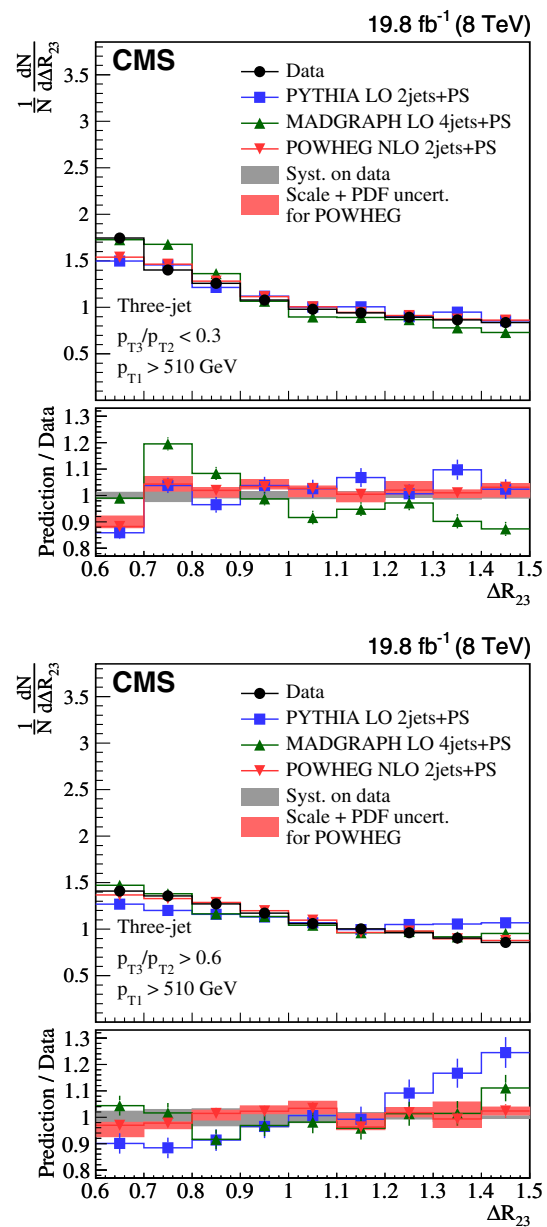


Fig. 3 Three-jet events at $\sqrt{s} = 8$ TeV and comparison to theoretical predictions: (upper) ΔR_{23} for soft radiation ($p_{T3}/p_{T2} < 0.3$), (lower) ΔR_{23} for hard radiation ($p_{T3}/p_{T2} > 0.6$)

from the initial-state PS are kept with a tendency to be close to each other in ΔR_{23} .

In general, the measurements with $Z +$ two-jet events are well described by all theoretical predictions, except for the underestimation of the j_3 emission. The contribution of background from $t\bar{t}$ production and dibosons can partially compensate the lack of the j_3 emission. The contribution of the background ($t\bar{t}$ production with fully leptonic decay and dibosons) increases the probability of j_3 emission from 2% (soft radiation) to 10% (hard radiation) depending on the phase space region. The effect of the other processes ($t\bar{t}$ pro-

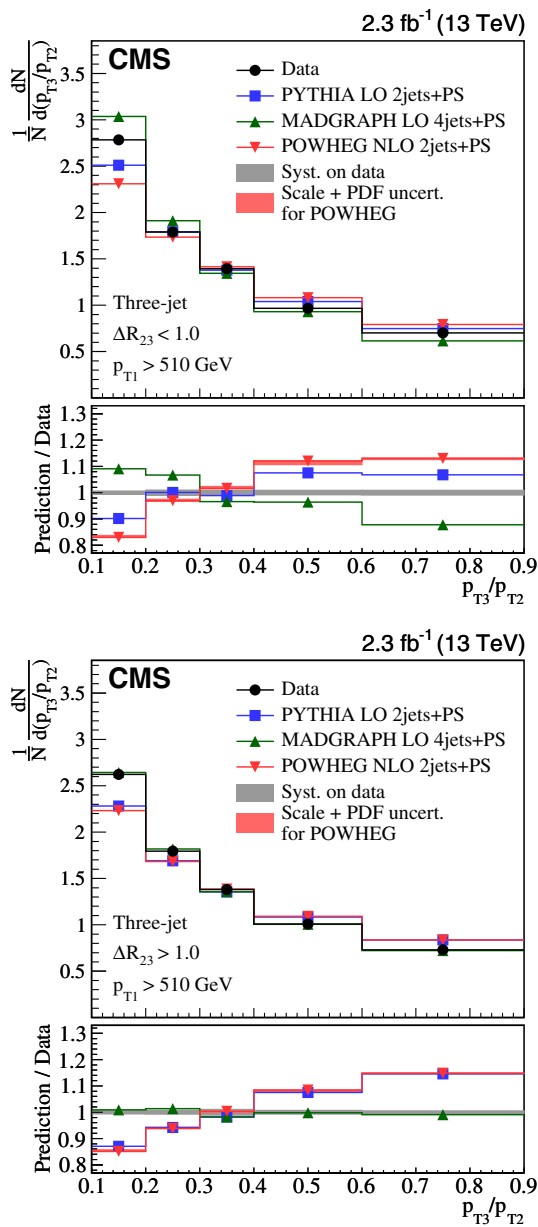


Fig. 4 Three-jet events at $\sqrt{s} = 13$ TeV compared to theory: (upper) p_{T3}/p_{T2} for small-angle radiation ($\Delta R_{23} < 1.0$), (lower) p_{T3}/p_{T2} for large-angle radiation ($\Delta R_{23} > 1.0$)

duction with semileptonic and hadronic decays, single top production) is negligible. In comparison with the three-jet measurements, we observe significant differences; only in the region of large ΔR_{23} and large p_{T3}/p_{T2} (hard and large-angle radiation) do the theoretical predictions agree with the measurement. The accessible range in p_T is rather small in $Z +$ two-jet events because of the limit in the p_T of the Z bosons ($p_{T1} > 80$ GeV), while the three-jet selection, on the contrary, can have a rather large range ($p_{T1} > 510$ GeV). This may explain why the region of small p_{T3}/p_{T2} is better described by predictions that include PS in the latter case. In

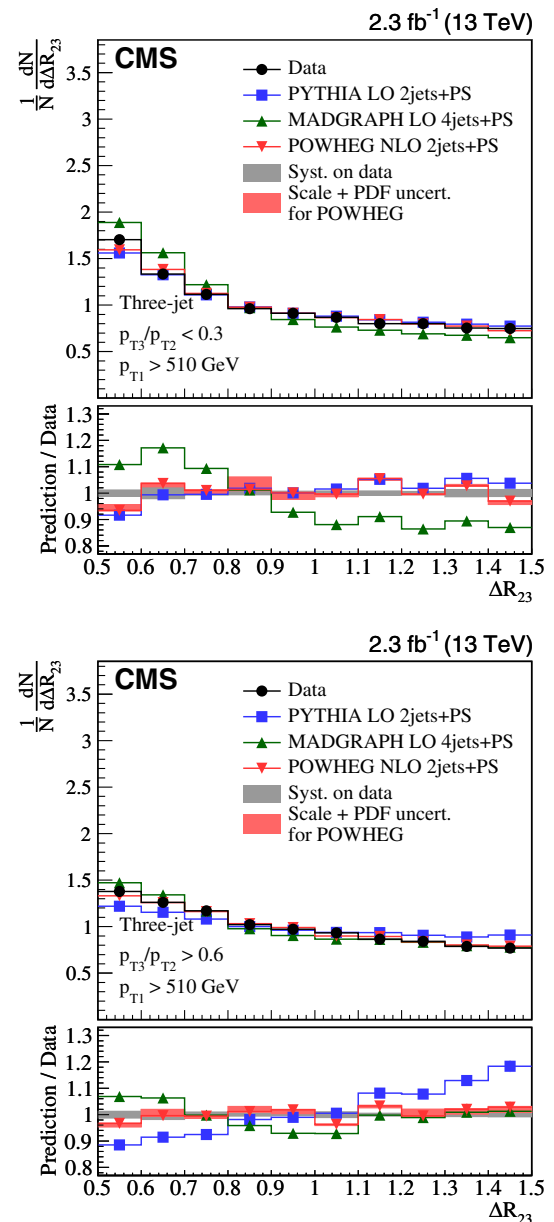


Fig. 5 Three-jet events at $\sqrt{s} = 13$ TeV and comparison to theoretical predictions: (upper) ΔR_{23} for soft radiation ($p_{T3}/p_{T2} < 0.3$), (lower) ΔR_{23} for hard radiation ($p_{T3}/p_{T2} > 0.6$)

addition, the large-angle radiation is best described by fixed-order ME calculations.

In conclusion, the $Z +$ two-jet measurement has a different distribution in p_{T3}/p_{T2} , which originates from the different kinematic selection criteria relative to three-jet events, thus reducing the sensitivity in the soft and collinear region. Within the available phase space, the measurements are in reasonable agreement with both PS and ME calculations, apart from the emission of j_3 in the high- p_{T3}/p_{T2} region.

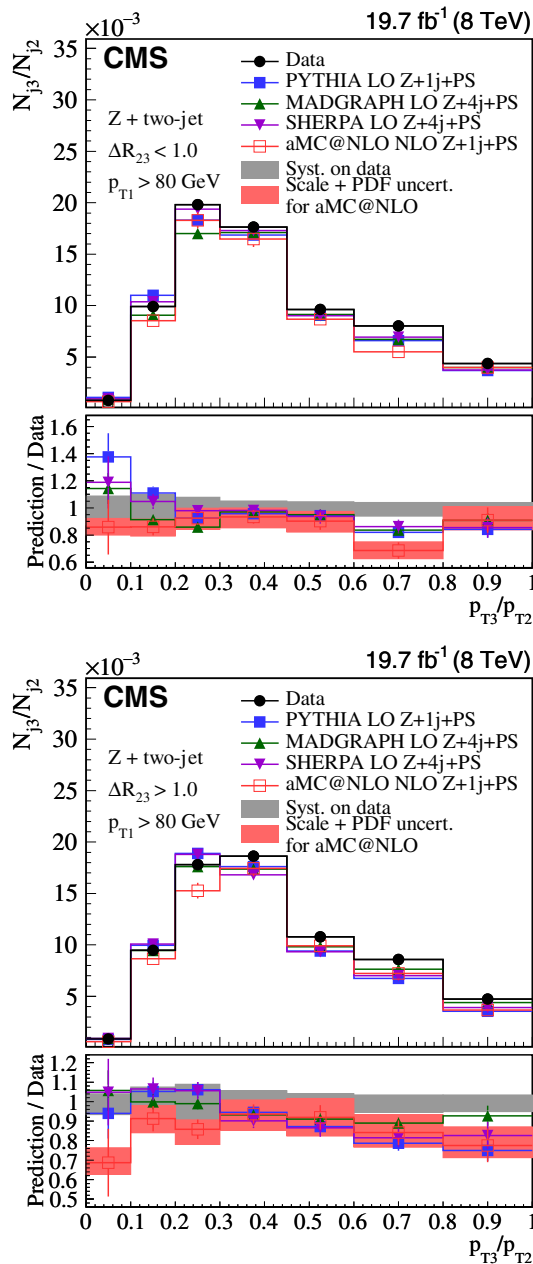


Fig. 6 Z + two-jet events at $\sqrt{s} = 8$ TeV compared to theory: (upper) p_{T3}/p_{T2} for small-angle radiation ($\Delta R_{23} < 1.0$), (lower) p_{T3}/p_{T2} for large-angle radiation ($\Delta R_{23} > 1.0$)

7 Summary

Two kinematic variables are introduced to quantify the radiation pattern in multijet events: (i) the transverse momentum ratio (p_{T3}/p_{T2}) of two jets, and (ii) their angular separation (ΔR_{23}). The variable p_{T3}/p_{T2} is used to distinguish between soft and hard radiation, while ΔR_{23} classifies events into small- and large-angle radiation types. Events with three or more energetic jets as well as inclusive Z + two-jet events are selected for study using data collected at $\sqrt{s} = 8$ TeV corre-

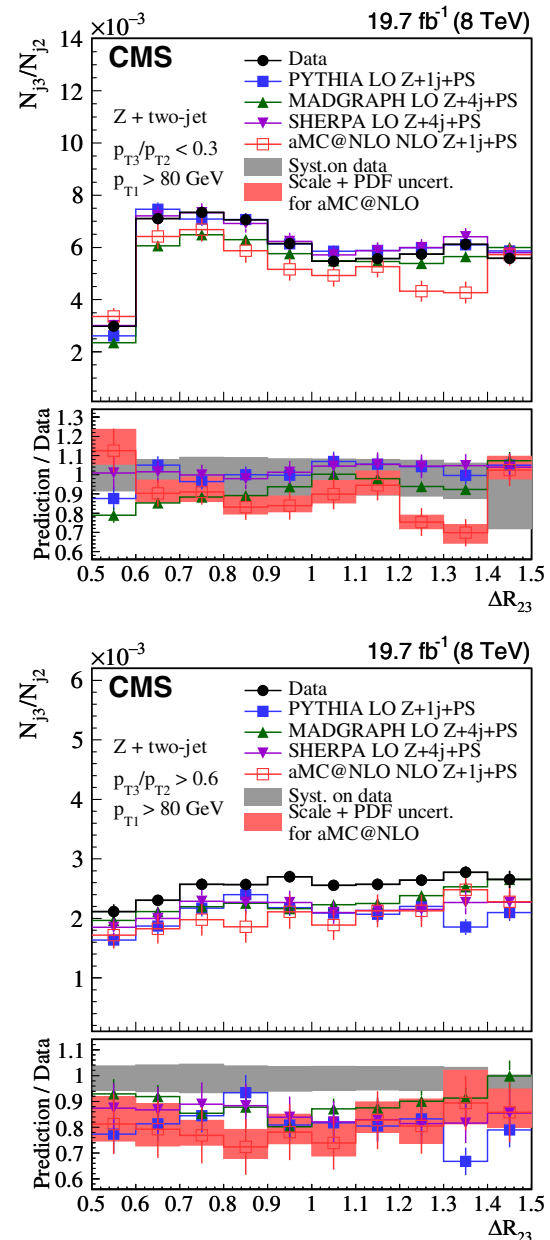


Fig. 7 Z + two-jet events at $\sqrt{s} = 8$ TeV compared to theory: (upper) ΔR_{23} for soft radiation ($p_{T3}/p_{T2} < 0.3$), (lower) ΔR_{23} for hard radiation ($p_{T3}/p_{T2} > 0.6$)

sponding to an integrated luminosity of 19.8 fb^{-1} . Three-jet events at $\sqrt{s} = 13$ TeV corresponding to an integrated luminosity of 2.3 fb^{-1} are also analyzed. No significant dependence on the center-of-mass energy is observed in the differential distributions of p_{T3}/p_{T2} and ΔR_{23} .

Overall, large-angle radiation (large ΔR_{23}) and hard radiation (large p_{T3}/p_{T2}) are well described by the matrix element (ME) calculations (using LO 4j+PS formulations), while the parton shower (PS) approach (LO 2j+PS and NLO 2j+PS) fail to describe the regions of large-angle and hard radia-

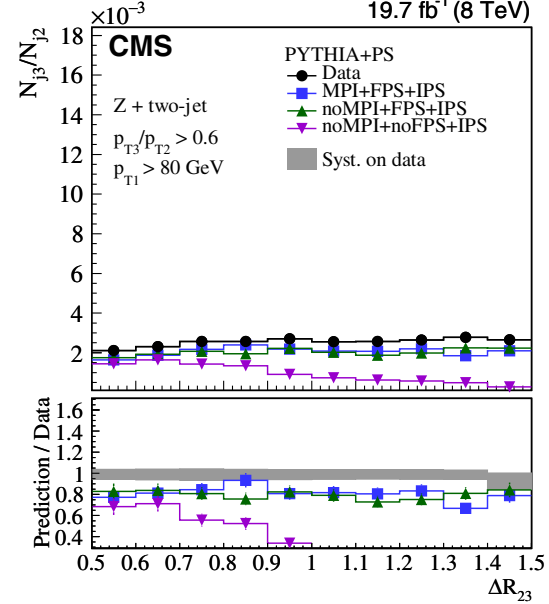
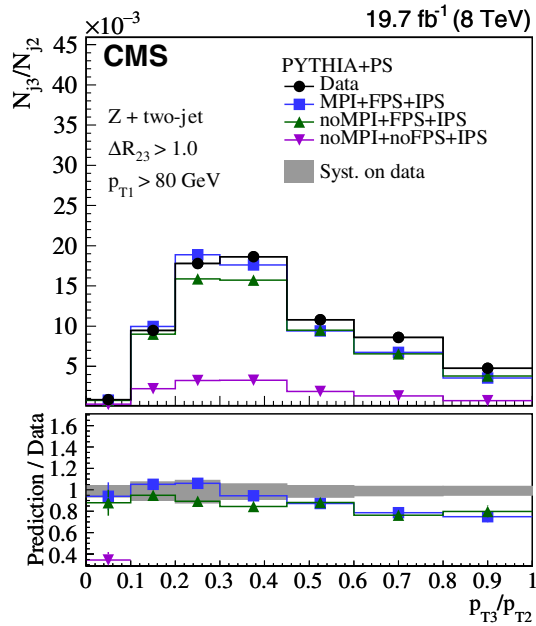
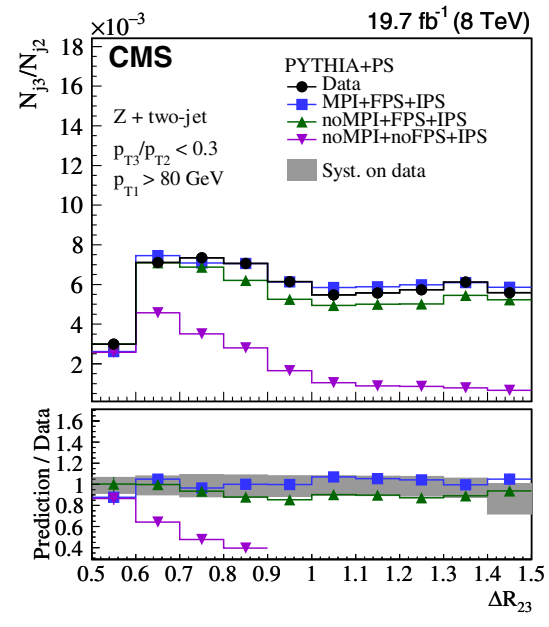
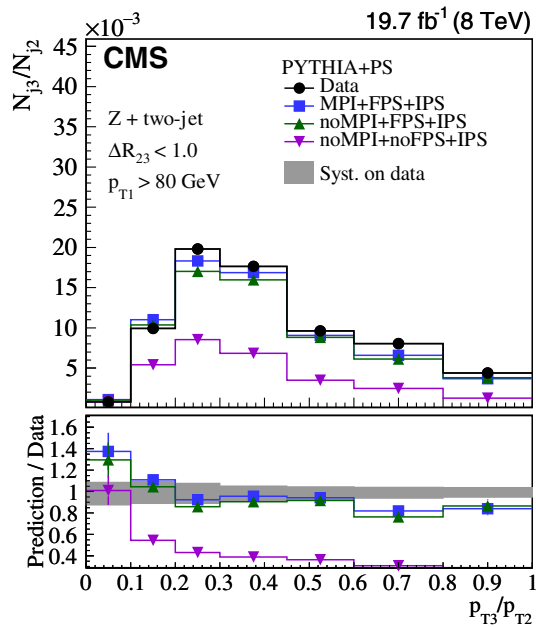


Fig. 8 Z + two-jet events at $\sqrt{s} = 8$ TeV compared to theoretical predictions from PYTHIA 8 without initial-state parton showers (IPS), final-state parton showers (FPS), and MPI: (upper) p_{T3}/p_{T2} for small-angle radiation ($\Delta R_{23} < 1.0$), (lower) p_{T3}/p_{T2} for large-angle radiation ($\Delta R_{23} > 1.0$)

Fig. 9 Z + two-jet events at $\sqrt{s} = 8$ TeV and comparison to theoretical predictions from PYTHIA 8 without initial-state parton showers (IPS), final-state parton showers (FPS), and MPI: (upper) ΔR_{23} for soft radiation ($p_{T3}/p_{T2} < 0.3$), (lower) ΔR_{23} for hard radiation ($p_{T3}/p_{T2} > 0.6$).

tion. The collinear region (small ΔR_{23}) is not well described; LO 2j+PS, NLO 2j+PS, and LO 4j+PS distributions show deviations from the measurements. In the soft region (small p_{T3}/p_{T2}), the PS approach describes the measurement also in the large-angle region (full range in ΔR_{23}), while for large p_{T3}/p_{T2} higher-order ME contributions are needed to describe the three-jet measurements. The distributions in Z + two-jet events are reasonably described by all tested generators. Nevertheless, we find an underestimation of third-jet

emission at large p_{T3}/p_{T2} both in the collinear and large-angle regions, for all of the tested models. Contribution from $t\bar{t}$ and dibosons production may partially cover the difference. These results illustrate how well the collinear/soft, and large-angle/hard regions are described by different approaches. The different kinematic regions and initial-state flavor composition may be the reason why the three-jet measurements are less consistent with the theoretical predictions relative to the Z + two-jet final states. These results clearly indicate

that the methods of merging ME with PS calculations are not yet optimal for describing the full region of phase space. The measurements presented here serve as benchmarks for future improved predictions coming from ME calculations combined with parton showers.

Acknowledgements We congratulate our colleagues in the CERN accelerator departments for the excellent performance of the LHC and thank the technical and administrative staffs at CERN and at other CMS institutes for their contributions to the success of the CMS effort. In addition, we gratefully acknowledge the computing centers and personnel of the Worldwide LHC Computing Grid and other centers for delivering so effectively the computing infrastructure essential to our analyses. Finally, we acknowledge the enduring support for the construction and operation of the LHC, the CMS detector, and the supporting computing infrastructure provided by the following funding agencies: BMBWF and FWF (Austria); FNRS and FWO (Belgium); CNPq, CAPES, FAPERJ, FAPERGS, and FAPESP (Brazil); MES (Bulgaria); CERN; CAS, MOST, and NSFC (China); COLCIENCIAS (Colombia); MSES and CSF (Croatia); RIF (Cyprus); SENESCYT (Ecuador); MoER, ERC PUT and ERDF (Estonia); Academy of Finland, MEC, and HIP (Finland); CEA and CNRS/IN2P3 (France); BMBF, DFG, and HGF (Germany); GSRT (Greece); NKFI (Hungary); DAE and DST (India); IPM (Iran); SFI (Ireland); INFN (Italy); MSIP and NRF (Republic of Korea); MES (Latvia); LAS (Lithuania); MOE and UM (Malaysia); BUAP, CINVESTAV, CONACYT, LNS, SEP, and UASLP-FAI (Mexico); MOS (Montenegro); MBIE (New Zealand); PAEC (Pakistan); MSHE and NSC (Poland); FCT (Portugal); JINR (Dubna); MON, RosAtom, RAS, RFBR, and NRC KI (Russia); MESTD (Serbia); SEIDI, CPAN, PCTI, and FEDER (Spain); MOSTR (Sri Lanka); Swiss Funding Agencies (Switzerland); MST (Taipei); ThEPcenter, IPST, STAR, and NSTDA (Thailand); TUBITAK and TAEK (Turkey); NASU (Ukraine); STFC (United Kingdom); DOE and NSF (USA). Rachada-pisek Individuals have received support from the Marie-Curie program and the European Research Council and Horizon 2020 Grant, contract Nos. 675440, 724704, 752730, and 765710 (European Union); the Leventis Foundation; the Alfred P. Sloan Foundation; the Alexander von Humboldt Foundation; the Belgian Federal Science Policy Office; the Fonds pour la Formation à la Recherche dans l'Industrie et dans l'Agriculture (FRIA-Belgium); the Agentschap voor Innovatie door Wetenschap en Technologie (IWT-Belgium); the F.R.S.-FNRS and FWO (Belgium) under the "Excellence of Science – EOS" – be.h project n. 30820817; the Beijing Municipal Science & Technology Commission, No. Z191100007219010; the Ministry of Education, Youth and Sports (MEYS) of the Czech Republic; the Deutsche Forschungsgemeinschaft (DFG), under Germany's Excellence Strategy – EXC 2121 "Quantum Universe" – 390833306, and under project number 400140256 - GRK2497; the Lendület ("Momentum") Program and the János Bolyai Research Scholarship of the Hungarian Academy of Sciences, the New National Excellence Program ÚNKP, the NKFI research grants 123842, 123959, 124845, 124850, 125105, 128713, 128786, and 129058 (Hungary); the Council of Science and Industrial Research, India; the HOMING PLUS program of the Foundation for Polish Science, cofinanced from European Union, Regional Development Fund, the Mobility Plus program of the Ministry of Science and Higher Education, the National Science Center (Poland), contracts Harmonia 2014/14/M/ST2/00428, Opus 2014/13/B/ST2/02543, 2014/15/B/ST2/03998, and 2015/19/B/ST2/02861, Sonata-bis 2012/07/E/ST2/01406; the National Priorities Research Program by Qatar National Research Fund; the Ministry of Science and Higher Education, project no. 0723-2020-0041 (Russia); the Programa Estatal de Fomento de la Investigación Científica y Técnica de Excelencia María de Maeztu, grant MDM-2015-0509 and the Programa Severo Ochoa del Principado de Asturias; the Thalís and Aristeia programs cofinanced by EU-ESF and the Greek NSRF; the Rachadapisek Sompot Fund for Post-

doctoral Fellowship, Chulalongkorn University and the Chulalongkorn Academic into Its 2nd Century Project Advancement Project (Thailand); the Kavli Foundation; the Nvidia Corporation; the SuperMicro Corporation; the Welch Foundation, contract C-1845; and the Weston Havens Foundation (USA).

Data Availability Statement This manuscript has no associated data or the data will not be deposited. [Authors' comment: Release and preservation of data used by the CMS Collaboration as the basis for publications is guided by the CMS policy as written in its document "CMS data preservation, re-use and open access policy" (<https://cms-docdb.cern.ch/cgi-bin/PublicDocDB/RetrieveFile?docid=6032&filename=CMSDataPolicyV1.2.pdf&version=2>).]

Declarations

Conflict of interest The authors declare that they have no conflict of interest.

Open Access This article is licensed under a Creative Commons Attribution 4.0 International License, which permits use, sharing, adaptation, distribution and reproduction in any medium or format, as long as you give appropriate credit to the original author(s) and the source, provide a link to the Creative Commons licence, and indicate if changes were made. The images or other third party material in this article are included in the article's Creative Commons licence, unless indicated otherwise in a credit line to the material. If material is not included in the article's Creative Commons licence and your intended use is not permitted by statutory regulation or exceeds the permitted use, you will need to obtain permission directly from the copyright holder. To view a copy of this licence, visit <http://creativecommons.org/licenses/by/4.0/>.
Funded by SCOAP³.

References

1. S. Catani, F. Krauss, R. Kuhn, B.R. Webber, QCD matrix elements + parton showers. *JHEP* **11**, 063 (2001). <https://doi.org/10.1088/1126-6708/2001/11/063>. [arXiv:hep-ph/0109231](https://arxiv.org/abs/hep-ph/0109231)
2. A. Buckley et al., General-purpose event generators for LHC physics. *Phys. Rep.* **504**, 145 (2011). <https://doi.org/10.1016/j.physrep.2011.03.005>. [arXiv:1101.2599](https://arxiv.org/abs/1101.2599)
3. M. Bengtsson, T. Sjöstrand, Coherent parton showers versus matrix elements-implications of PETRA/PEP data. *Phys. Lett. B* **185**, 435 (1987). [https://doi.org/10.1016/0370-2693\(87\)91031-8](https://doi.org/10.1016/0370-2693(87)91031-8)
4. S. Mrenna, P. Richardson, Matching matrix elements and parton showers with HERWIG and PYTHIA. *JHEP* **05**, 040 (2004). <https://doi.org/10.1088/1126-6708/2004/05/040>. [arXiv:hep-ph/0312274](https://arxiv.org/abs/hep-ph/0312274)
5. CMS Collaboration, Probing color coherence effects in pp collisions at $\sqrt{s} = 7$ TeV. *Eur. Phys. J. C* **74**, 2901 (2014). <https://doi.org/10.1140/epjc/s10052-014-2901-8>. [arXiv:1311.5815](https://arxiv.org/abs/1311.5815)
6. CDF Collaboration, Evidence for color coherence in $p\bar{p}$ collisions at $\sqrt{s} = 1.8$ TeV. *Phys. Rev. D* **50**, 5562 (1994). <https://doi.org/10.1103/PhysRevD.50.5562>
7. D0 Collaboration, Color coherent radiation in multijet events from $p\bar{p}$ collisions at $\sqrt{s} = 1.8$ TeV. *Phys. Lett. B* **414**, 419 (1997). [https://doi.org/10.1016/S0370-2693\(97\)01190-8](https://doi.org/10.1016/S0370-2693(97)01190-8). [arXiv:hep-ex/9706012](https://arxiv.org/abs/hep-ex/9706012)
8. CMS Collaboration, The CMS experiment at the CERN LHC. *JINST* **03**, S08004 (2008). <https://doi.org/10.1088/1748-0221/3/08/S08004>

9. CMS Collaboration, The CMS trigger system. *JINST* **12**, P01020 (2017). <https://doi.org/10.1088/1748-0221/12/01/P01020>. arXiv:1609.02366
10. CMS Collaboration, Particle-flow reconstruction and global event description with the CMS detector. *JINST* **12**, P10003 (2017). <https://doi.org/10.1088/1748-0221/12/10/P10003>. arXiv:1706.04965
11. M. Cacciari, G.P. Salam, G. Soyez, The anti- k_T jet clustering algorithm. *JHEP* **04**, 063 (2008). <https://doi.org/10.1088/1126-6708/2008/04/063>. arXiv:0802.1189
12. M. Cacciari, G.P. Salam, G. Soyez, FastJet user manual. *Eur. Phys. J. C* **72**, 1896 (2012). <https://doi.org/10.1140/epjc/s10052-012-1896-2>. arXiv:1111.6097
13. CMS Collaboration, The performance of the CMS muon detector in proton-proton collisions at $\sqrt{s} = 7$ TeV at the LHC. *JINST* **8**, P11002 (2013). <https://doi.org/10.1088/1748-0221/8/11/P11002>. arXiv:1306.6905
14. CMS Collaboration, Performance of the CMS muon detector and muon reconstruction with proton-proton collisions at $\sqrt{s} = 13$ TeV. *JINST* **13**, P06015 (2018). <https://doi.org/10.1088/1748-0221/13/06/P06015>. arXiv:1804.04528
15. CMS Collaboration, Performance of CMS muon reconstruction in pp collision events at $\sqrt{s} = 7$ TeV. *JINST* **7**, P10002 (2012). <https://doi.org/10.1088/1748-0221/7/10/P10002>. arXiv:1206.4071
16. CMS Collaboration, Single Muon efficiencies in 2012 Data. CMS Detector Performance Note CMS-DP-2013-009 (2013)
17. CMS Collaboration, Measurement and QCD analysis of double-differential inclusive jet cross sections in pp collisions at $\sqrt{s} = 8$ TeV and cross section ratios to 2.76 and 7 TeV. *JHEP* **03**, 156 (2017). [https://doi.org/10.1007/JHEP03\(2017\)156](https://doi.org/10.1007/JHEP03(2017)156). arXiv:1609.05331
18. CMS Collaboration, Measurement of the double-differential inclusive jet cross section in proton-proton collisions at $\sqrt{s} = 13$ TeV. *Eur. Phys. J. C* **76**, 451 (2016). <https://doi.org/10.1140/epjc/s10052-016-4286-3>. arXiv:1605.04436
19. CMS Collaboration, Missing transverse energy performance of the CMS detector. *JINST* **6**, P09001 (2011). <https://doi.org/10.1088/1748-0221/6/09/P09001>. arXiv:1106.5048
20. CMS Collaboration, Performance of the CMS missing transverse momentum reconstruction in pp data at $\sqrt{s} = 8$ TeV. *JINST* **10**, P02006 (2015). <https://doi.org/10.1088/1748-0221/10/02/P02006>. arXiv:1411.0511
21. CMS Collaboration, Performance of missing transverse momentum reconstruction in proton-proton collisions at $\sqrt{s} = 13$ TeV using the CMS detector. *JINST* **14**, P07004 (2019). <https://doi.org/10.1088/1748-0221/14/07/P07004>. arXiv:1903.06078
22. GEANT4 Collaboration, Geant4—a simulation toolkit. *Nucl. Instrum. Methods A* **506**, 250 (2003). [https://doi.org/10.1016/S0168-9002\(03\)01368-8](https://doi.org/10.1016/S0168-9002(03)01368-8)
23. J. Alwall et al., The automated computation of tree-level and next-to-leading order differential cross sections, and their matching to parton shower simulations. *JHEP* **07**, 079 (2014). [https://doi.org/10.1007/JHEP07\(2014\)079](https://doi.org/10.1007/JHEP07(2014)079). arXiv:1405.0301
24. T. Sjöstrand, S. Mrenna, P. Skands, PYTHIA 6.4 physics and manual. *JHEP* **05**, 026 (2006). <https://doi.org/10.1088/1126-6708/2006/05/026>. arXiv:hep-ph/0603175
25. J. Pumplin et al., New generation of parton distributions with uncertainties from global QCD analysis. *JHEP* **07**, 012 (2002). <https://doi.org/10.1088/1126-6708/2002/07/012>. arXiv:hep-ph/0201195
26. CMS Collaboration, Measurement of the underlying event activity at the LHC with $\sqrt{s} = 7$ TeV and comparison with $\sqrt{s} = 0.9$ TeV. *JHEP* **09**, 109, (2011). [https://doi.org/10.1007/JHEP09\(2011\)109](https://doi.org/10.1007/JHEP09(2011)109). arXiv:1107.0330
27. T. Sjöstrand, S. Mrenna, P. Skands, A brief introduction to PYTHIA 8.1. *Comput. Phys. Commun.* **178**, 852 (2008). <https://doi.org/10.1016/j.cpc.2008.01.036>. arXiv:0710.3820
28. R. Corke, T. Sjöstrand, Interleaved parton showers and tuning prospects. *JHEP* **03**, 032 (2011). [https://doi.org/10.1007/JHEP03\(2011\)032](https://doi.org/10.1007/JHEP03(2011)032). arXiv:1011.1759
29. T. Sjöstrand et al., An introduction to PYTHIA 8.2. *Comput. Phys. Commun.* **191**, 159 (2015). <https://doi.org/10.1016/j.cpc.2015.01.024>. arXiv:1410.3012
30. NNPDF Collaboration, Parton distributions with LHC data. *Nucl. Phys. B* **867**, 244 (2013). <https://doi.org/10.1016/j.nuclphysb.2012.10.003>. arXiv:1207.1303
31. CMS Collaboration, Event generator tunes obtained from underlying event and multiparton scattering measurements. *Eur. Phys. J. C* **76**, 155 (2016). <https://doi.org/10.1140/epjc/s10052-016-3988-x>. arXiv:1512.00815
32. T. Gleisberg et al., Event generation with SHERPA 1.1. *JHEP* **02**, 007 (2009). <https://doi.org/10.1088/1126-6708/2009/02/007>. arXiv:0811.4622
33. S. Schumann, F. Krauss, A parton shower algorithm based on Catani–Seymour dipole factorisation. *JHEP* **03**, 038 (2008). <https://doi.org/10.1088/1126-6708/2008/03/038>. arXiv:0709.1027
34. H.-L. Lai et al., New parton distributions for collider physics. *Phys. Rev. D* **82**, 074024 (2010). <https://doi.org/10.1103/PhysRevD.82.074024>. arXiv:1007.2241
35. T. Sjöstrand, M. van Zijl, A multiple-interaction model for the event structure in hadron collisions. *Phys. Rev. D* **36**, 2019 (1987). <https://doi.org/10.1103/PhysRevD.36.2019>
36. B. Andersson, The Lund model. *Camb. Monogr. Part. Phys. Nucl. Phys. Cosmol.* **7**, 1 (1997). [https://doi.org/10.1016/0375-9474\(87\)90510-0](https://doi.org/10.1016/0375-9474(87)90510-0)
37. J. Alwall et al., Comparative study of various algorithms for the merging of parton showers and matrix elements in hadronic collisions. *Eur. Phys. J. C* **53**, 473 (2008). <https://doi.org/10.1140/epjc/s10052-007-0490-5>. arXiv:0706.2569
38. P. Nason, A new method for combining NLO QCD with shower Monte Carlo algorithms. *JHEP* **11**, 040 (2004). <https://doi.org/10.1088/1126-6708/2004/11/040>. arXiv:hep-ph/0409146
39. S. Frixione, P. Nason, C. Oleari, Matching NLO QCD computations with parton shower simulations: the POWHEG method. *JHEP* **11**, 070 (2007). <https://doi.org/10.1088/1126-6708/2007/11/070>. arXiv:0709.2092
40. S. Alioli, P. Nason, C. Oleari, E. Re, A general framework for implementing NLO calculations in shower Monte Carlo programs: the POWHEG BOX. *JHEP* **06**, 043 (2010). [https://doi.org/10.1007/JHEP06\(2010\)043](https://doi.org/10.1007/JHEP06(2010)043). arXiv:1002.2581
41. S. Alioli et al., Jet pair production in POWHEG. *JHEP* **04**, 081 (2011). [https://doi.org/10.1007/JHEP04\(2011\)081](https://doi.org/10.1007/JHEP04(2011)081). arXiv:1012.3380
42. NNPDF Collaboration, Parton distributions for the LHC Run II. *JHEP* **04**, 040 (2015). [https://doi.org/10.1007/JHEP04\(2015\)040](https://doi.org/10.1007/JHEP04(2015)040). arXiv:1410.8849
43. G. D'Agostini, A multidimensional unfolding method based on Bayes' theorem. *Nucl. Instrum. Methods A* **362**, 487 (1995). [https://doi.org/10.1016/0168-9002\(95\)00274-X](https://doi.org/10.1016/0168-9002(95)00274-X)
44. T. Auye, Unfolding algorithms and tests using RooUnfold, in *PHYSTAT 2011 Workshop on Statistical Issues Related to Discovery Claims in Search Experiments and Unfolding* ed. by H. Prosper, L. Lyons (Geneva, Switzerland, 2011), p. 313. arXiv:1105.1160
45. A. Hocker, V. Kartvelishvili, SVD approach to data unfolding. *Nucl. Instrum. Methods A* **372**, 469 (1996). [https://doi.org/10.1016/0168-9002\(95\)01478-0](https://doi.org/10.1016/0168-9002(95)01478-0). arXiv:hep-ph/9509307
46. CMS Collaboration, Jet energy scale and resolution in the CMS experiment in pp collisions at 8 TeV. *JINST* **12**, P02014 (2017). <https://doi.org/10.1088/1748-0221/12/02/P02014>. arXiv:1607.03663
47. CMS Collaboration, Measurement of the inelastic proton-proton cross section at $\sqrt{s} = 7$ TeV. *Phys. Lett. B* **722**, 5 (2013). <https://doi.org/10.1016/j.physletb.2013.03.024>. arXiv:1210.6718

48. HEPData record for this analysis (2021). <https://doi.org/10.17182/hepdata.106642>
49. J. Butterworth et al., PDF4LHC recommendations for LHC Run II. *J. Phys. G* **43**, 023001 (2016). <https://doi.org/10.1088/0954-3899/43/2/023001>. arXiv:1510.03865

CMS Collaboration

Yerevan Physics Institute, Yerevan, Armenia

A. M. Sirunyan[†], A. Tumasyan

Institut für Hochenergiephysik, Wien, Austria

W. Adam¹, T. Bergauer, M. Dragicevic¹, J. Erö, A. Escalante Del Valle¹, R. Frühwirth¹, M. Jeitler¹, N. Krammer, L. Lechner, D. Liko, T. Madlener, I. Mikulec, F. M. Pitters, N. Rad, J. Schieck¹, R. Schöfbeck¹, M. Spanring, S. Templ, W. Waltenberger¹, C.-E. Wulz¹, M. Zarucki

Institute for Nuclear Problems, Minsk, Belarus

V. Chekhovsky, A. Litomin, V. Makarenko¹

Universiteit Antwerpen, Antwerp, Belgium

M. R. Darwish², E. A. De Wolf, D. Di Croce, X. Janssen¹, T. Kello³, A. Lelek, M. Pieters, H. Rejeb Sfar, H. Van Haeve, P. Van Mechelen, S. Van Putte, N. Van Remortel¹

Vrije Universiteit Brussel, Brussel, Belgium

F. Blekman¹, E. S. Bols¹, S. S. Chhibra¹, J. D'Hondt¹, J. De Clercq¹, D. Lontkovskyi, S. Lowette¹, I. Marchesini, S. Moortgat¹, A. Morton¹, Q. Python¹, S. Tavernier, W. Van Doninck, P. Van Mulders

Université Libre de Bruxelles, Bruxelles, Belgium

D. Beghin, B. Bilin¹, B. Clerbaux¹, G. De Lentdecker, B. Dorney, L. Favart¹, A. Grebenyuk, A. K. Kalsi¹, I. Makarenko¹, L. Moureaux, L. Pétrel, A. Popov¹, N. Postiau, E. Starling¹, L. Thomas¹, C. Vander Velde¹, P. Vanlaer¹, D. Vannerom, L. Wezenbeek

Ghent University, Ghent, Belgium

T. Cornelis¹, D. Dobur, M. Gruchala, I. Khvastunov⁴, M. Niedziela, C. Roskas, K. Skovpen¹, M. Tytgat¹, W. Verbeke, B. Vermassen, M. Vit

Université Catholique de Louvain, Louvain-la-Neuve, Belgium

G. Bruno, F. Bury, C. Caputo¹, P. David¹, C. Delaere¹, M. Delcourt, I. S. Donertas, A. Giammanco¹, V. Lemaitre, K. Mondal, J. Prisciandaro, A. Taliencio, M. Teklishyn, P. Vischia¹, S. Wertz¹, S. Wuyckens, J. Zobec

Centro Brasileiro de Pesquisas Físicas, Rio de Janeiro, Brazil

G. A. Alves¹, C. Hensel, A. Moraes¹

Universidade do Estado do Rio de Janeiro, Rio de Janeiro, Brazil

W. L. Aldá Júnior¹, E. Belchior Batista Das Chagas, H. Brandao Malbouisson, W. Carvalho¹, J. Chinellato⁵, E. Coelho, E. M. Da Costa¹, G. G. Da Silveira⁶, D. De Jesus Damiao¹, S. Fonseca De Souza¹, J. Martins⁷, D. Matos Figueiredo, M. Medina Jaime⁸, C. Mora Herrera¹, L. Mundim¹, H. Nogima, P. Rebello Teles¹, L. J. Sanchez Rosas, A. Santoro, S. M. Silva Do Amaral¹, A. Sznajder¹, M. Thiel, F. Torres Da Silva De Araujo, A. Vilela Pereira¹

Universidade Estadual Paulista^a, Universidade Federal do ABC^b, São Paulo, Brazil

C. A. Bernardes^{1,a}, L. Calligaris^{1,a}, T. R. Fernandez Perez Tomei^{1,a}, E. M. Gregores^{1,a,b}, D. S. Lemos^{1,a}, P. G. Mercadante^{1,a,b}, S. F. Novaes^{1,a}, Sandra S. Padula^{1,a}

Institute for Nuclear Research and Nuclear Energy, Bulgarian Academy of Sciences, Sofia, Bulgaria

A. Aleksandrov, G. Antchev, I. Atanasov, R. Hadjiiska, P. Iaydjiev, M. Misheva, M. Rodozov, M. Shopova, G. Sultanov

University of Sofia, Sofia, Bulgaria

M. Bonchev, A. Dimitrov, T. Ivanov, L. Litov¹, B. Pavlov, P. Petkov, A. Petrov










Beihang University, Beijing, China

W. Fang¹, Q. Guo, H. Wang, L. Yuan

Department of Physics, Tsinghua University, Beijing, China

M. Ahmad, Z. Hu , Y. Wang

Institute of High Energy Physics, Beijing, China

E. Chapon , G. M. Chen ⁹, H. S. Chen ⁹, M. Chen , T. Javaid⁹, A. Kapoor , D. Leggat, H. Liao, Z. Liu , R. Sharma , A. Spiezia, J. Tao , J. Thomas-Wilsker, J. Wang, H. Zhang, S. Zhang⁹, J. Zhao 

State Key Laboratory of Nuclear Physics and Technology, Peking University, Beijing, China

A. Agapitos, Y. Ban, C. Chen, Q. Huang, A. Levin , Q. Li , M. Lu, X. Lyu, Y. Mao, S. J. Qian, D. Wang , Q. Wang , J. Xiao


Sun Yat-Sen University, Guangzhou, China

Z. You 

Institute of Modern Physics and Key Laboratory of Nuclear Physics and Ion-beam Application (MOE), Fudan University, Shanghai, China

X. Gao³

Zhejiang University, Hangzhou, China

M. Xiao 

Universidad de Los Andes, Bogota, Colombia

C. Avila , A. Cabrera, C. Florez , J. Fraga, A. Sarkar, M. A. Segura Delgado

Universidad de Antioquia, Medellin, Colombia

J. Jaramillo, J. Mejia Guisao, F. Ramirez, J. D. Ruiz Alvarez , C. A. Salazar González, N. Vanegas Arbelaez

University of Split, Faculty of Electrical Engineering, Mechanical Engineering and Naval Architecture, Split, Croatia

D. Giljanovic, N. Godinovic , D. Lelas, I. Puljak , T. Sculac

University of Split, Faculty of Science, Split, Croatia

Z. Antunovic, M. Kovac

Institute Rudjer Boskovic, Zagreb, Croatia

V. Brigljevic , D. Ferencek , D. Majumder , M. Roguljic, A. Starodumov¹⁰, T. Susa 

University of Cyprus, Nicosia, Cyprus

M. W. Ather, A. Attikis, E. Erodoutou, A. Ioannou, G. Kole , M. Kolosova, S. Konstantinou, G. Mavromanolakis, J. Mousa , C. Nicolaou, F. Ptochos , P. A. Razis, H. Rykaczewski, H. Saka , D. Tsiakkouri

Charles University, Prague, Czech Republic

M. Finger¹¹, M. Finger Jr. ¹¹, A. Kveton, J. Tomsa

Escuela Politecnica Nacional, Quito, Ecuador

E. Ayala

Universidad San Francisco de Quito, Quito, Ecuador

E. Carrera Jarrin 

Academy of Scientific Research and Technology of the Arab Republic of Egypt, Egyptian Network of High Energy Physics, Cairo, Egypt

H. Abdalla ¹², A. A. Abdelalim ^{13,14}, S. Elgammal¹⁵





Center for High Energy Physics (CHEP-FU), Fayoum University, El-Fayoum, Egypt

M. A. Mahmoud , Y. Mohammed ¹⁶

National Institute of Chemical Physics and Biophysics, Tallinn, Estonia

S. Bhowmik , A. Carvalho Antunes De Oliveira , R. K. Dewanjee , K. Ehataht, M. Kadastik, M. Raidal , C. Veelken

Department of Physics, University of Helsinki, Helsinki, Finland

P. Eerola , L. Forthomme , H. Kirschenmann , K. Osterberg, M. Voutilainen 








Helsinki Institute of Physics, Helsinki, Finland

E. Brücken, F. Garcia, J. Havukainen, V. Karimäki, M. S. Kim, R. Kinnunen, T. Lampén, K. Lassila-Perini, S. Lehti, T. Lindén, H. Siikonen, E. Tuominen , J. Tuominiemi












Lappeenranta University of Technology, Lappeenranta, Finland

P. Luukka , T. Tuuva

IRFU, CEA, Université Paris-Saclay, Gif-sur-Yvette, France

C. Amendola , M. Besancon, F. Couderc , M. Dejardin, D. Denegri, J. L. Faure, F. Ferri , S. Ganjour, A. Givernaud, P. Gras, G. Hamel de Monchenault , P. Jarry, B. Lenzi, E. Locci, J. Malcles, J. Rander, A. Rosowsky, M. Ö. Sahin , A. Savoy-Navarro ¹⁷, M. Titov , G. B. Yu 







Laboratoire Leprince-Ringuet, CNRS/IN2P3, Ecole Polytechnique, Institut Polytechnique de Paris, Palaiseau, France

S. Ahuja , F. Beaudette , M. Bonanomi, A. Buchot Perraguin, P. Busson, C. Charlot, O. Davignon, B. Diab, G. Falmagne, R. Granier de Cassagnac , A. Hakimi, I. Kucher , A. Lobanov , C. Martin Perez, M. Nguyen , C. Ochando, P. Paganini , J. Rembser, R. Salerno , J. B. Sauvan , Y. Sirois , A. Zabi, A. Zghiche 

Université de Strasbourg, CNRS, IPHC UMR 7178, Strasbourg, France

J.-L. Agram ¹⁸, J. Andrea, D. Bloch , G. Bourgatte, J.-M. Brom, E. C. Chabert, C. Collard , J.-C. Fontaine ¹⁸, D. Gelé, U. Goerlach, C. Grimault, A.-C. Le Bihan, P. Van Hove



Institut de Physique des 2 Infinis de Lyon (IP2I), Villeurbanne, France

E. Asilar , S. Beauceron , C. Bernet, G. Boudoul, C. Camen, A. Carle, N. Chanon , D. Contardo, P. Depasse , H. El Mamouni, J. Fay, S. Gascon, M. Gouzevitch, B. Ille, Sa. Jain , I. B. Laktineh, H. Lattaud, A. Lesauvage, M. Lethuillier , L. Mirabito, L. Torterotot, G. Touquet, M. Vander Donckt, S. Viret









Georgian Technical University, Tbilisi, Georgia

G. Adamov, Z. Tsamalaidze ¹¹




RWTH Aachen University, I. Physikalisches Institut, Aachen, Germany

L. Feld , K. Klein, M. Lipinski, D. Meuser, A. Pauls, M. Preuten, M. P. Rauch, J. Schulz, M. Teroerde 






















III. Physikalisches Institut A, RWTH Aachen University, Aachen, Germany

D. Eliseev, M. Erdmann , P. Fackeldey, B. Fischer, S. Ghosh , T. Hebbeker , K. Hoepfner, H. Keller, L. Mastrolorenzo, M. Merschmeyer , A. Meyer, G. Mocellin, S. Mondal, S. Mukherjee , D. Noll, A. Novak, T. Pook , A. Pozdnyakov , Y. Rath, H. Reithler, J. Roemer, A. Schmidt , S. C. Schuler, A. Sharma, S. Wiedenbeck, S. Zaleski











III. Physikalisches Institut B, RWTH Aachen University, Aachen, Germany

C. Dziwok, G. Flügge, W. Haj Ahmad ¹⁹, O. Hlushchenko, T. Kress, A. Nowack , C. Pistone, O. Pooth, D. Roy, H. Sert, A. Stahl ²⁰, T. Ziemons










Deutsches Elektronen-Synchrotron, Hamburg, Germany

H. Aarup Petersen, M. Aldaya Martin, P. Asmuss, I. Babounikau , S. Baxter, O. Behnke, A. Bermúdez Martínez, A. A. Bin Anuar , K. Borrás ²¹, V. Botta, D. Brunner, A. Campbell, A. Cardini, P. Connor, S. Consuegra Rodríguez , V. Danilov, A. De Wit , M. M. Defranchis, L. Didukh, D. Domínguez Damiani, G. Eckerlin, D. Eckstein, T. Eichhorn, L. I. Estevez Banos, E. Gallo ²², A. Geiser, A. Giraldi, A. Grohsjean , M. Guthoff, A. Harb , A. Jafari ²³, N. Z. Jomhari , H. Jung, A. Kasem ²¹, M. Kasemann , H. Kaveh, C. Kleinwort , J. Knolle , D. Krücker, W. Lange, T. Lenz, J. Lidrych, K. Lipka, W. Lohmann ²⁴, R. Mankel, I.-A. Melzer-Pellmann, J. Metwally, A. B. Meyer, M. Meyer, M. Missiroli , J. Mnich , A. Mussgiller, V. Myronenko , Y. Otariid, D. Pérez Adán, S. K. Pflitsch, D. Pitzl, A. Raspereza, A. Saggio, A. Saibel, M. Savitskyi, V. Scheurer, C. Schwanenberger , A. Singh, R. E. Sosa Ricardo , N. Tonon , O. Turkot , A. Vagnerini, M. Van De Klundert, R. Walsh, D. Walter, Y. Wen , K. Wichmann, C. Wissing, S. Wuchterl, O. Zenaiev , R. Zlebcik 

University of Hamburg, Hamburg, Germany

R. Aggleton, S. Bein, L. Benato , A. Benecke, K. De Leo, T. Dreyer, A. Ebrahimi , M. Eich, F. Feindt, A. Fröhlich, C. Garbers , E. Garutti , P. Gunnellini, J. Haller , A. Hinzmann , A. Karavdina, G. Kasieczka, R. Klanner , R. Kogler, V. Kutzner, J. Lange , T. Lange, A. Malara, C. E. N. Niemeyer, A. Nigamova, K. J. Pena Rodriguez, O. Rieger, P. Schleper, S. Schumann, J. Schwandt , D. Schwarz, J. Sonneveld, H. Stadie, G. Steinbrück, B. Vormwald , I. Zoi

Karlsruher Institut fuer Technologie, Karlsruhe, Germany

S. Baur, J. Bechtel, T. Berger, E. Butz , R. Caspart, T. Chwalek, W. De Boer, A. Dierlamm, A. Droll, K. El Morabit, N. Faltermann , K. Flöh, M. Giffels, A. Gottmann, F. Hartmann ²⁰, C. Heidecker, U. Husemann , M. A. Iqbal, I. Katkov²⁵, P. Keicher, R. Koppenhöfer, S. Maier, M. Metzler, S. Mitra , D. Müller, Th. Müller, M. Musich, G. Quast , K. Rabbertz , J. Rauser, D. Savoie, D. Schäfer, M. Schnepf, M. Schröder , D. Seith, I. Shvetsov, H. J. Simonis, R. Ulrich , M. Wassmer, M. Weber, R. Wolf, S. Wozniewski


Institute of Nuclear and Particle Physics (INPP), NCSR Demokritos, Aghia Paraskevi, Athens, Greece

G. Anagnostou, P. Asenov, G. Daskalakis, T. Geralis, A. Kyriakis, D. Loukas, G. Paspalaki, A. Stakia


National and Kapodistrian University of Athens, Athens, Greece

M. Diamantopoulou, D. Karasavvas, G. Karathanasis, P. Kontaxakis, C. K. Koraka, A. Manousakis-Katsikakis, A. Panagiotou, I. Papavergou, N. Saoulidou, K. Theofilatos, K. Vellidis, E. Vourliotis






National Technical University of Athens, Athens, Greece

G. Bakas, K. Kousouris , I. Papakrivopoulos, G. Tsipolitis, A. Zacharopoulou



University of Ioánnina, Ioannina, Greece

I. Evangelou, C. Foudas, P. Giannios, P. Katsoulis, P. Kokkas, K. Manitaras, N. Manthos, I. Papadopoulos, J. Strolgas 

MTA-ELTE Lendület CMS Particle and Nuclear Physics Group, Eötvös Loránd University, Budapest, Hungary

M. Bartók ²⁶, R. Chudasama, M. Csanad , M. M. A. Gadallah²⁷, S. Lökös²⁸, P. Major, K. Mandal, A. Mehta , G. Pasztor , O. Surányi, G. I. Veres 

Wigner Research Centre for Physics, Budapest, Hungary

G. Bencze, C. Hajdu , D. Horvath²⁹, F. Sikler , V. Veszpremi, G. Vesztergombi[†]

Institute of Nuclear Research ATOMKI, Debrecen, Hungary

S. Czellar, J. Karancsi²⁶, J. Molnar, Z. Szillasi, D. Teyssier

Institute of Physics, University of Debrecen, Debrecen, Hungary

P. Raics, Z. L. Trocsanyi , B. Ujvari



Eszterhazy Karoly University, Karoly Robert Campus, Gyongyos, Hungary

T. Csorgo, F. Nemes, T. Novak

Indian Institute of Science (IISc), Bangalore, India

S. Choudhury, J. R. Komaragiri , D. Kumar, L. Panwar, P. C. Tiwari





National Institute of Science Education and Research, HBNI, Bhubaneswar, India

S. Bahinipati³⁰, D. Dash , C. Kar, P. Mal, T. Mishra, V. K. Muraleedharan Nair Bindhu, A. Nayak³¹, D. K. Sahoo³⁰, N. Sur , S. K. Swain


Panjab University, Chandigarh, India




S. Bansal , S. B. Beri, V. Bhatnagar, S. Chauhan, N. Dhingra³², R. Gupta, A. Kaur, S. Kaur, P. Kumari, M. Meena, K. Sandeep, S. Sharma, J. B. Singh, A. K. Virdi

University of Delhi, Delhi, India












































































A. Ahmed, A. Bhardwaj, B. C. Choudhary , R. B. Garg, M. Gola, S. Keshri , A. Kumar, M. Naimuddin , P. Priyanka, K. Ranjan, A. Shah 

Saha Institute of Nuclear Physics, HBNI, Kolkata, India

M. Bharti³³, R. Bhattacharya, S. Bhattacharya , D. Bhowmik, S. Dutta, S. Ghosh, B. Gomber³⁴, M. Maity³⁵, S. Nandan, P. Palit, P. K. Rout, G. Saha, B. Sahu, S. Sarkar, M. Sharan, B. Singh³³, S. Thakur³³

Indian Institute of Technology Madras, Madras, IndiaP. K. Behera , S. C. Behera, P. Kalbhor, A. Muhammad, R. Pradhan, P. R. Pujahari, A. Sharma, A. K. Sikdar**Bhabha Atomic Research Centre, Mumbai, India**D. Dutta, V. Kumar, K. Naskar³⁶, P. K. Netrakanti, L. M. Pant, P. Shukla **Tata Institute of Fundamental Research-A, Mumbai, India**T. Aziz, M. A. Bhat, S. Dugad, R. Kumar Verma, G. B. Mohanty , U. Sarkar**Tata Institute of Fundamental Research-B, Mumbai, India**





























S. Banerjee, S. Bhattacharya, S. Chatterjee, M. Guchait, S. Karmakar, S. Kumar, G. Majumder, K. Mazumdar, S. Mukherjee, D. Roy

Indian Institute of Science Education and Research (IISER), Pune, IndiaS. Dube , B. Kansal, S. Pandey, A. Rane, A. Rastogi, S. Sharma **Department of Physics, Isfahan University of Technology, Isfahan, Iran**H. Bakhshiansohi , M. Zeinali³⁸**Institute for Research in Fundamental Sciences (IPM), Tehran, Iran**S. Chenarani³⁹, S. M. Etesami, M. Khakzad, M. Mohammadi Najafabadi **University College Dublin, Dublin, Ireland**M. Felcini , M. Grunewald **INFN Sezione di Bari ^a, Universit' a di Bari ^b, Politecnico di Bari ^c, Bari, Italy**M. Abbrescia , R. Aly^{a,b,40}, C. Aruta^{a,b}, A. Colaleo , D. Creanza ^{a,c}, N. De Filippis ^{a,c}, M. De Palma ^{a,b}, A. Di Florio^{a,b}, A. Di Pilato^{a,b}, W. Elmetenawee ^{a,b}, L. Fiore ^a, A. Gelmi^{a,b}, M. Gul ^a, G. Iaselli ^{a,c}, M. Ince ^{a,b}, S. Lezki ^{a,b}, G. Maggi ^{a,c}, M. Maggi ^a, I. Margjeka^{a,b}, V. Mastrapasqua^{a,b}, J. A. Merlin^a, S. My ^{a,b}, S. Nuzzo ^{a,b}, A. Pompili ^{a,b}, G. Pugliese ^{a,c}, A. Ranieri ^a, G. Selvaggi ^{a,b}, L. Silvestris ^a, F. M. Simone^{a,b}, R. Venditti ^a, P. Verwilligen ^a**INFN Sezione di Bologna ^a, Universit' a di Bologna ^b, Bologna, Italy**G. Abbiendi , C. Battilana ^{a,b}, D. Bonacorsi ^{a,b}, L. Borgonovi^a, S. Braibant-Giacomelli ^{a,b}, R. Campanini ^{a,b}, P. Capiluppi ^{a,b}, A. Castro ^{a,b}, F. R. Cavallo ^a, C. Ciocca ^a, M. Cuffiani ^{a,b}, G. M. Dallavalle ^a, T. Diotallevi^{a,b}, F. Fabbri ^a, A. Fanfani ^{a,b}, E. Fontanesi^{a,b}, P. Giacomelli ^a, C. Grandi ^a, L. Guiducci^{a,b}, F. Iemmi^{a,b}, S. Lo Meo^{a,41}, S. Marcellini ^a, G. Masetti ^a, F. L. Navarria ^{a,b}, A. Perrotta ^a, F. Primavera ^{a,b}, A. M. Rossi ^{a,b}, T. Rovelli ^{a,b}, G. P. Siroli ^{a,b}, N. Tosi ^a**INFN Sezione di Catania ^a, Universit' a di Catania ^b, Catania, Italy**S. Albergo ^{a,b,42}, S. Costa ^{a,b,42}, A. Di Mattia ^a, R. Potenza^{a,b}, A. Tricomi ^{a,b,42}, C. Tuve ^{a,b}**INFN Sezione di Firenze ^a, Universit' a di Firenze ^b, Firenze, Italy**G. Barbagli ^a, A. Cassese ^a, R. Ceccarelli^{a,b}, V. Ciulli ^{a,b}, C. Civinini ^a, R. D' Alessandro ^{a,b}, F. Fiori^a, E. Focardi ^{a,b}, G. Latino ^{a,b}, P. Lenzi ^{a,b}, M. Lizzo^{a,b}, M. Meschini ^a, S. Paoletti ^a, R. Seidita^{a,b}, G. Sguazzoni ^a, L. Viliani ^a**INFN Laboratori Nazionali di Frascati, Frascati, Italy**L. Benussi , S. Bianco , D. Piccolo **INFN Sezione di Genova ^a, Universit' a di Genova ^b, Genoa, Italy**M. Bozzo ^{a,b}, F. Ferro ^a, R. Mulargia^{a,b}, E. Robutti ^a, S. Tosi ^{a,b}**INFN Sezione di Milano-Bicocca ^a, Universit' a di Milano-Bicocca ^b, Milan, Italy**A. Benaglia ^a, A. Beschi^{a,b}, F. Brivio^{a,b}, F. Cetorelli^{a,b}, V. Ciriolo^{a,b,20}, F. De Guio ^{a,b}, M. E. Dinardo ^{a,b}, P. Dini ^a, S. Gennai ^a, A. Ghezzi ^{a,b}, P. Govoni ^{a,b}, L. Guzzi^{a,b}, M. Malberti^a, S. Malvezzi ^a, D. Menasce ^a, F. Monti^{a,b}, L. Moroni ^a, M. Paganoni ^{a,b}, D. Pedrini ^a, S. Ragazzi ^{a,b}, T. Tabarelli de Fatis ^{a,b}, D. Valsecchi^{a,b,20}, D. Zuolo ^{a,b}













INFN Sezione di Napoli ^a, Università di Napoli 'Federico II' ^b, Napoli, Italy, Università della Basilicata ^c, Potenza, Italy, Università G. Marconi ^d, Rome, Italy

S. Buontempo , N. Cavallo ^{a,c}, A. De Iorio ^{a,b}, F. Fabozzi ^{a,c}, F. Fienga ^a, A. O. M. Iorio ^{a,b}, L. Lista ^{a,b}, S. Meola ^{a,d,20}, P. Paolucci ^{a,20}, B. Rossi ^a, C. Sciacca ^{a,b}, E. Voevodina ^{a,b}















INFN Sezione di Padova ^a, Università di Padova ^b, Padova, Italy, Università di Trento ^c, Trento, Italy

P. Azzi , N. Bacchetta ^a, D. Bisello ^{a,b}, A. Boletti ^{a,b}, P. Bortignon ^a, A. Bragagnolo ^{a,b}, R. Carlin ^{a,b}, P. Checchia ^a, P. De Castro Manzano ^a, T. Dorigo ^a, F. Gasparini ^{a,b}, U. Gasparini ^{a,b}, S. Y. Hoh ^{a,b}, L. Layer ^{a,43}, M. Margoni ^{a,b}, A. T. Meneguzzo ^{a,b}, M. Presilla ^{a,b}, P. Ronchese ^{a,b}, R. Rossin ^{a,b}, F. Simonetto ^{a,b}, G. Stronga ^a, A. Tiko ^a, M. Tosi ^{a,b}, H. YARAR ^{a,b}, M. Zanetti ^{a,b}, P. Zotto ^{a,b}, A. Zucchetta ^{a,b}, G. Zumerle ^{a,b}
































INFN Sezione di Pavia ^a, Università di Pavia ^b, Pavia, Italy

C. Aime ^{a,b}, A. Braghieri ^a, S. Calzaferri ^{a,b}, D. Fiorina ^{a,b}, P. Montagna ^{a,b}, S. P. Ratti ^{a,b}, V. Re ^a, M. Ressegotti ^{a,b}, C. Riccardi ^{a,b}, P. Salvini ^a, I. Vai ^a, P. Vitulo ^{a,b}

















INFN Sezione di Perugia ^a, Università di Perugia ^b, Perugia, Italy

M. Biasini ^{a,b}, G. M. Bilei ^a, D. Ciangottini ^{a,b}, L. Fanò ^{a,b}, P. Lariccia ^{a,b}, G. Mantovani ^{a,b}, V. Mariani ^{a,b}, M. Menichelli ^a, F. Moscatelli ^a, A. Piccinelli ^{a,b}, A. Rossi ^{a,b}, A. Santocchia ^{a,b}, D. Spiga ^a, T. Tedeschi ^{a,b}





































INFN Sezione di Pisa ^a, Università di Pisa ^b, Scuola Normale Superiore di Pisa ^c, Pisa Italy, Università di Siena ^d, Siena, Italy

K. Androsov ^a, P. Azzurri ^a, G. Bagliesi ^a, V. Bertacchi ^{a,c}, L. Bianchini ^a, T. Boccali ^a, R. Castaldi ^a, M. A. Ciocci ^{a,b}, R. Dell'Orso ^a, M. R. Di Domenico ^{a,d}, S. Donato ^a, L. Giannini ^{a,c}, A. Giassi ^a, M. T. Grippo ^a, F. Ligabue ^{a,c}, E. Manca ^{a,c}, G. Mandorli ^{a,c}, A. Messineo ^{a,b}, F. Palla ^a, G. Ramirez-Sanchez ^{a,c}, A. Rizzi ^{a,b}, G. Rolandi ^{a,c}, S. Roy Chowdhury ^{a,c}, A. Scribano ^a, N. Shafiei ^{a,b}, P. Spagnolo ^a, R. Tenchini ^a, G. Tonelli ^{a,b}, N. Turini ^{a,d}, A. Venturi ^a, P. G. Verdini ^a

INFN Sezione di Roma ^a, Sapienza Università di Roma ^b, Rome, Italy

F. Cavallari ^a, M. Cipriani ^{a,b}, D. Del Re ^{a,b}, E. Di Marco ^a, M. Diemoz ^a, E. Longo ^{a,b}, P. Meridiani ^a, G. Organtini ^{a,b}, F. Pandolfi ^a, R. Paramatti ^{a,b}, C. Quaranta ^{a,b}, S. Rahatlou ^{a,b}, C. Rovelli ^a, F. Santanastasio ^{a,b}, L. Soffi ^{a,b}, R. Tramontano ^{a,b}

INFN Sezione di Torino ^a, Università di Torino ^b, Torino Torino, Italy, Università del Piemonte Orientale ^c, Novara, Italy

N. Amapane ^{a,b}, R. Arcidiacono ^{a,c}, S. Argiro ^{a,b}, M. Arneodo ^{a,c}, N. Bartosik ^a, R. Bellan ^{a,b}, A. Bellora ^{a,b}, C. Biino ^a, A. Cappati ^{a,b}, N. Cartiglia ^a, S. Cometti ^a, M. Costa ^{a,b}, R. Covarelli ^{a,b}, N. Demaria ^a, B. Kiani ^{a,b}, F. Legger ^a, C. Mariotti ^a, S. Maselli ^a, E. Migliore ^{a,b}, V. Monaco ^{a,b}, E. Monteil ^{a,b}, M. Monteno ^a, M. M. Obertino ^{a,b}, G. Ortona ^a, L. Pacher ^{a,b}, N. Pastrone ^a, M. Pelliccioni ^a, G. L. Pinna Angioni ^{a,b}, M. Ruspa ^{a,c}, R. Salvatico ^{a,b}, F. Siviero ^{a,b}, V. Sola ^a, A. Solano ^{a,b}, D. Soldi ^{a,b}, A. Staiano ^a, D. Trocino ^{a,b}

INFN Sezione di Trieste ^a, Università di Trieste ^b, Trieste, Italy

S. Belforte ^a, V. Candelise ^{a,b}, M. Casarsa ^a, F. Cossutti ^a, A. Da Rold ^{a,b}, G. Della Ricca ^{a,b}, F. Vazzoler ^{a,b}

Kyungpook National University, Daegu, Korea

S. Dogra ^a, C. Huh ^a, B. Kim ^a, D. H. Kim ^a, G. N. Kim ^a, J. Lee ^a, S. W. Lee ^a, C. S. Moon ^a, Y. D. Oh ^a, S. I. Pak ^a, B. C. Radburn-Smith ^a, S. Sekmen ^a, Y. C. Yang ^a

Chonnam National University, Institute for Universe and Elementary Particles, Kwangju, Korea

H. Kim ^a, D. H. Moon ^a

Hanyang University, Seoul, Korea

B. Francois ^a, T. J. Kim ^a, J. Park ^a

Korea University, Seoul, Korea



S. Cho ^a, S. Choi ^a, Y. Go ^a, S. Ha ^a, B. Hong ^a, K. Lee ^a, K. S. Lee ^a, J. Lim ^a, J. Park ^a, S. K. Park ^a, J. Yoo ^a

Kyung Hee University, Department of Physics, Seoul, Republic of KoreaJ. Goh , A. Gurtu**Sejong University, Seoul, Korea**H. S. Kim , Y. Kim**Seoul National University, Seoul, Korea**J. Almond, J. H. Bhyun, J. Choi, S. Jeon, J. Kim, J. S. Kim, S. Ko, H. Kwon, H. Lee , K. Lee, S. Lee, K. Nam, B. H. Oh, M. Oh, S. B. Oh, H. Seo, U. K. Yang, I. Yoon **University of Seoul, Seoul, Korea**D. Jeon, J. H. Kim, B. Ko, J. S. H. Lee , I. C. Park, Y. Roh, D. Song, I. J. Watson **Department of Physics, Yonsei University, Seoul, Korea**

H. D. Yoo

Sungkyunkwan University, Suwon, Korea

Y. Choi, C. Hwang, Y. Jeong, H. Lee, Y. Lee, I. Yu

Riga Technical University, Riga, LatviaV. Veckalns ⁴⁴**Vilnius University, Vilnius, Lithuania**A. Juodagalvis , A. Rinkevicius , G. Tamulaitis**National Centre for Particle Physics, Universiti Malaya, Kuala Lumpur, Malaysia**




W. A. T. Wan Abdullah, M. N. Yusli, Z. Zolkapli

Universidad de Sonora (UNISON), Hermosillo, MexicoJ. F. Benitez , A. Castaneda Hernandez , J. A. Murillo Quijada , L. Valencia Palomo **Centro de Investigacion y de Estudios Avanzados del IPN, Mexico City, Mexico**G. Ayala, H. Castilla-Valdez, E. De La Cruz-Burelo , I. Heredia-De La Cruz ⁴⁵, R. Lopez-Fernandez, C. A. Mondragon Herrera, D. A. Perez Navarro, A. Sanchez-Hernandez **Universidad Iberoamericana, Mexico City, Mexico**

S. Carrillo Moreno, C. Oropeza Barrera, M. Ramirez-Garcia, F. Vazquez Valencia


Benemerita Universidad Autonoma de Puebla, Puebla, Mexico

J. Eysermans, I. Pedraza, H. A. Salazar Ibarquen, C. Uribe Estrada

Universidad Autónoma de San Luis Potosí, San Luis Potosí, MexicoA. Morelos Pineda **University of Montenegro, Podgorica, Montenegro**J. Mijuskovic⁴, N. Raicevic**University of Auckland, Auckland, New Zealand**D. Krofcheck **University of Canterbury, Christchurch, New Zealand**S. Bheesette, P. H. Butler **National Centre for Physics, Quaid-I-Azam University, Islamabad, Pakistan**A. Ahmad, M. I. Asghar, A. Awais, M. I. M. Awan, H. R. Hoorani, W. A. Khan, M. A. Shah, M. Shoaib , M. Waqas**AGH University of Science and Technology Faculty of Computer Science, Electronics and Telecommunications, Kraków, Poland**

V. Avati, L. Grzanka, M. Malawski

National Centre for Nuclear Research, Swierk, Poland

H. Bialkowska, M. Bluj , B. Boimska, T. Frueboes, M. Górski, M. Kazana, M. Szeleper, P. Traczyk, P. Zalewski



Institute of Experimental Physics, Faculty of Physics, University of Warsaw, Warsaw, Poland

K. Bunkowski, A. Byszuk⁴⁶, K. Doroba, A. Kalinowski , M. Konecki , J. Krolikowski, M. Olszewski, M. Walczak

Laboratório de Instrumentação e Física Experimental de Partículas, Lisbon, Portugal

M. Araujo, P. Bargassa , D. Bastos, P. Faccioli , M. Gallinaro , J. Hollar, N. Leonardo , T. Niknejad, J. Seixas , K. Shchelina, O. Toldaiev , J. Varela 




Joint Institute for Nuclear Research, Dubna, Russia

V. Alexakhin , P. Bunin, M. Gavrilenko, A. Golunov, A. Golunov, I. Golutvin, I. Gorbunov, A. Kamenev, V. Karjavine, V. Korenkov , A. Lanev, A. Malakhov, V. Matveev^{47,48}, V. Palichik, V. Perelygin, M. Savina, S. Shmatov, S. Shulha, V. Smirnov, O. Teryaev, N. Voytishin, A. Zarubin


Petersburg Nuclear Physics Institute, Gatchina (St. Petersburg), Russia

G. Gavrilov, V. Golovtsov, Y. Ivanov, V. Kim⁴⁹, E. Kuznetsova⁵⁰, V. Murzin, V. Oreshkin, I. Smirnov, D. Sosnov, V. Sulimov, L. Uvarov, S. Volkov, A. Vorobyev

Institute for Nuclear Research, Moscow, Russia

Yu. Andreev , A. Dermenev, S. Gninenko , N. Golubev, A. Karneyeu, M. Kirsanov, N. Krasnikov, A. Pashenkov, G. Pivovarov , D. Tlisov[†], A. Toropin

Institute for Theoretical and Experimental Physics named by A.I. Alikhanov of NRC ‘Kurchatov Institute’, Moscow, Russia

V. Epshteyn, V. Gavrilov, N. Lychkovskaya, A. Nikitenko⁵¹, V. Popov, G. Safronov, A. Spiridonov, A. Stepenov, M. Toms, E. Vlasov , A. Zhokin

Moscow Institute of Physics and Technology, Moscow, Russia

T. Aushev







National Research Nuclear University ‘Moscow Engineering Physics Institute’ (MEPhI), Moscow, Russia

O. Bychkova, M. Chadeeva , D. Philippov, E. Popova, V. Rusinov


P.N. Lebedev Physical Institute, Moscow, Russia

V. Andreev, M. Azarkin, I. Dremin, M. Kirakosyan, A. Terkulov



Skobeltsyn Institute of Nuclear Physics, Lomonosov Moscow State University, Moscow, Russia

A. Belyaev, E. Boos , M. Dubinin , L. Dudko , A. Ershov, A. Gribushin, V. Klyukhin , O. Kodolova, I. Lokhtin , S. Obraztsov, S. Petrushanko, V. Savrin, A. Snigirev 

Novosibirsk State University (NSU), Novosibirsk, Russia

V. Blinov⁵⁴, T. Dimova⁵⁴, L. Kardapol'tsev⁵⁴, I. Ovtin⁵⁴, Y. Skovpen ⁵⁴


Institute for High Energy Physics of National Research Centre ‘Kurchatov Institute’, Protvino, Russia

I. Azhgirey , I. Bayshev, V. Kachanov, A. Kalinin, D. Konstantinov, V. Petrov, R. Ryutin, A. Sobol, S. Troshin , N. Tyurin, A. Uzunian, A. Volkov

National Research Tomsk Polytechnic University, Tomsk, Russia

A. Babaev, A. Iuzhakov, V. Okhotnikov, L. Sukhikh










Tomsk State University, Tomsk, Russia







V. Borchsh, V. Ivanchenko , E. Tcherniaev

University of Belgrade: Faculty of Physics and VINCA Institute of Nuclear Sciences, Belgrade, Serbia

P. Adzic⁵⁵, P. Cirkovic , M. Dordevic , P. Milenovic, J. Milosevic 

Centro de Investigaciones Energéticas Medioambientales y Tecnológicas (CIEMAT), Madrid, Spain








M. Aguilar-Benitez, J. Alcaraz Maestre , A. Álvarez Fernández, I. Bachiller, M. Barrio Luna, Cristina F. Bedoya , J. A. Brochero Cifuentes , C. A. Carrillo Montoya, M. Cepeda , M. Cerrada, N. Colino , B. De La Cruz, A. Delgado Peris , J. P. Fernández Ramos , J. Flix , M. C. Fouz, A. García Alonso, O. Gonzalez Lopez 

S. Goy Lopez, J. M. Hernandez , M. I. Josa, J. León Holgado, D. Moran, Á. Navarro Tobar, A. Pérez-Calero Yzquierdo , J. Puerta Pelayo , I. Redondo , L. Romero, S. Sánchez Navas, M. S. Soares , A. Triossi , L. Urda Gómez, C. Willmott

Universidad Autónoma de Madrid, Madrid, Spain

C. Albajar, J. F. de Trocóniz, R. Reyes-Almanza

Universidad de Oviedo, Instituto Universitario de Ciencias y Tecnologías Espaciales de Asturias (ICTEA), Oviedo, Spain

B. Alvarez Gonzalez, J. Cuevas , C. Erice, J. Fernandez Menendez , S. Folgueras , I. Gonzalez Caballero , E. Palencia Cortezon , C. Ramón Álvarez, J. Ripoll Sau, V. Rodríguez Bouza , S. Sanchez Cruz , A. Trapote

Instituto de Física de Cantabria (IFCA), CSIC-Universidad de Cantabria, Santander, Spain

I. J. Cabrillo, A. Calderon , B. Chazin Quero, J. Duarte Campderros , M. Fernandez , P. J. Fernández Manteca , G. Gomez, C. Martinez Rivero, P. Martinez Ruiz del Arbol , F. Matorras , J. Piedra Gomez , C. Prieels, F. Ricci-Tam , T. Rodrigo , A. Ruiz-Jimeno , L. Scodellaro , I. Vila, J. M. Vizan Garcia 










































University of Colombo, Colombo, Sri Lanka

M. K. Jayananda, B. Kailasapathy⁵⁶, D. U. J. Sonnadara, D. D. C. Wickramarathna

Department of Physics, University of Ruhuna, Matara, Sri Lanka

W. G. D. Dharmaratna , K. Liyanage, N. Perera, N. Wickramage










CERN, European Organization for Nuclear Research, Geneva, Switzerland

T. K. Aarrestad, D. Abbaneo, B. Akgun, E. Auffray, G. Auzinger, J. Baechler, P. Baillon, A. H. Ball, D. Barney, J. Bendavid, N. Beni, M. Bianco , A. Bocci, E. Bossini, E. Brondolin, T. Camporesi, G. Cerminara, L. Cristella , D. d'Enterria , A. Dabrowski, N. Daci, V. Daponte, A. David , A. De Roeck , M. Deile, R. Di Maria , M. Dobson, M. Dünser , N. Dupont, A. Elliott-Peisert, N. Emriskova, F. Fallavollita⁵⁷, D. Fasanella , S. Fiorendi , A. Florent , G. Franzoni , J. Fulcher , W. Funk, S. Giani, D. Gigi, K. Gill, F. Glege, L. Gouskos, M. Guilbaud, D. Gulhan, M. Haranko , J. Hegeman , Y. Iiyama , V. Innocente, T. James, P. Janot , J. Kaspar, J. Kieseler , M. Komm , N. Kratochwil, C. Lange , S. Laurila, P. Lecoq , K. Long, C. Lourenço , L. Malgeri , S. Mallios, M. Mannelli, A. Massironi , F. Meijers, S. Mersi , E. Meschi , F. Moortgat , M. Mulders , J. Niedziela , S. Orfanelli, L. Orsini, F. Pantaleo ,²⁰ L. Pape, E. Perez, M. Peruzzi, A. Petrilli, G. Petrucciani , A. Pfeiffer , M. Pierini , T. Quast, D. Rabadý , A. Racz, M. Rieger , M. Rovere, H. Sakulin, J. Salfeld-Nebgen , S. Scarfi, C. Schäfer, C. Schwick, M. Selvaggi, A. Sharma, P. Silva , W. Snoeys , P. Sphicas ,⁵⁸ S. Summers, V. R. Tavolaro , D. Treille, A. Tsirou, G. P. Van Onsem , A. Vartak , M. Verzetti, K. A. Wozniak, W. D. Zeuner








Paul Scherrer Institut, Villigen, Switzerland

L. Caminada ,⁵⁹ W. Erdmann, R. Horisberger, Q. Ingram, H. C. Kaestli, D. Kotlinski, U. Langenegger, T. Rohe


ETH Zurich-Institute for Particle Physics and Astrophysics (IPA), Zurich, Switzerland

M. Backhaus , P. Berger, A. Calandri, N. Chernyavskaya, A. De Cosa, G. Dissertori , M. Dittmar, M. Donegà, C. Dorfer, T. Gadek, T. A. Gómez Espinosa , C. Grab , D. Hits, W. Luster mann, A.-M. Lyon, R. A. Manzoni , M. T. Meinhard, F. Micheli, F. Nessi-Tedaldi, F. Pauss, V. Perovic, G. Perrin, L. Perrozzi, S. Pigazzini , M. G. Ratti , M. Reichmann, C. Reissel, T. Reitenspiess, B. Ristic, D. Ruini, D. A. Sanz Becerra, M. Schönenberger , V. Stampf, M. L. Vesterbacka Olsson, R. Wallny , D. H. Zhu



Universität Zürich, Zurich, Switzerland

C. Amsler⁶⁰, C. Botta , D. Brzhechko, M. F. Canelli , R. Del Burgo, J. K. Heikkilä , M. Huwiler, A. Jofrehei, B. Kilminster , S. Leontsinis , A. Macchiolo, P. Meiring, V. M. Mikuni, U. Molinatti, I. Neutelings, G. Rauco, A. Reimers, P. Robmann, K. Schweiger , Y. Takahashi 

National Central University, Chung-Li, Taiwan

C. Adloff⁶¹, C. M. Kuo, W. Lin, A. Roy, T. Sarkar ,³⁵ S. S. Yu




National Taiwan University (NTU), Taipei, Taiwan

L. Ceard, P. Chang , Y. Chao, K. F. Chen, P. H. Chen, W.-S. Hou , Y. y. Li, R.-S. Lu, E. Paganis, A. Psallidas, A. Steen, E. Yazgan 


Department of Physics, Faculty of Science, Chulalongkorn University, Bangkok, Thailand

B. Asavapibhop , C. Asawatangtrakuldee, N. Srimanobhas

Physics Department, Science and Art Faculty, Çukurova University, Adana, Turkey

F. Boran, S. Damarseckin⁶², Z. S. Demiroglu , F. Dolek, C. Dozen⁶³, I. Dumanoglu⁶⁴, E. Eskut, G. Gokbulut, Y. Guler, E. Gurpinar Guler⁶⁵, I. Hos⁶⁶, C. Isik, E. E. Kangal⁶⁷, O. Kara, A. Kayis Topaksu, U. Kiminsu , G. Onengut, K. Ozdemir⁶⁸, A. Polatoz, A. E. Simsek, B. Tali⁶⁹, U. G. Tok, S. Turkcapar, I. S. Zorbakir , C. Zorbilmez



Physics Department, Middle East Technical University, Ankara, Turkey

B. Isildak⁷⁰, G. Karapinar⁷¹, K. Ocalan , M. Yalvac⁷³

Bogazici University, Istanbul, Turkey

I. O. Atakisi, E. Gülmez , M. Kaya⁷⁴, O. Kaya⁷⁵, Ö. Özçelik, S. Tekten⁷⁶, E. A. Yetkin 

Istanbul Technical University, Istanbul, Turkey

A. Cakir , K. Cankocak⁶⁴, Y. Komurcu, S. Sen 

Istanbul University, Istanbul, Turkey

F. Aydogmus Sen, S. Cerci⁶⁹, B. Kaynak, S. Ozkorucuklu, D. Sunar Cerci⁶⁹









Institute for Scintillation Materials of National Academy of Science of Ukraine, Kharkov, Ukraine

B. Grynyov







National Scientific Center, Kharkov Institute of Physics and Technology, Kharkov, Ukraine

L. Levchuk 
















University of Bristol, Bristol, UK

E. Bhal, S. Bologna, J. J. Brooke , E. Clement , D. Cussans, H. Flacher , J. Goldstein , G. P. Heath, H. F. Heath , L. Kreczko , B. Krikler , S. Paramesvaran, T. Sakuma , S. Seif El Nasr-Storey, V. J. Smith, J. Taylor, A. Titterton

Rutherford Appleton Laboratory, Didcot, UK

K. W. Bell, A. Belyaev ⁷⁹, C. Brew , R. M. Brown, D. J. A. Cockerill, K. V. Ellis, K. Harder, S. Harper, J. Linacre , K. Manolopoulos, D. M. Newbold , E. Olaiya, D. Petyt, T. Reis , T. Schuh, C. H. Shepherd-Themistocleous, A. Thea , I. R. Tomalin, T. Williams


Imperial College, London, UK

R. Bainbridge , P. Bloch, S. Bonomally, J. Borg , S. Breeze, O. Buchmuller, A. Bundock , V. Cepaitis, G. S. Chahal⁸⁰, D. Colling, P. Dauncey , G. Davies, M. Della Negra , G. Fedi , G. Hall , G. Iles, J. Langford, L. Lyons, A.-M. Magnan, S. Malik, A. Martelli , V. Milosevic , J. Nash ⁸¹, V. Palladino , M. Pesaresi, D. M. Raymond, A. Richards, A. Rose, E. Scott , C. Seez, A. Shtipliyski, M. Stoye, A. Tapper , K. Uchida, T. Virdee ²⁰, N. Wardle , S. N. Webb, D. Winterbottom, A. G. Zecchinelli



Brunel University, Uxbridge, UK

J. E. Cole , P. R. Hobson , A. Khan, P. Kyberd , C. K. Mackay, I. D. Reid , L. Teodorescu, S. Zahid

Baylor University, Waco, USA

A. Brinkerhoff , K. Call, B. Caraway, J. Dittmann, K. Hatakeyama, A. R. Kanuganti, C. Madrid, B. McMaster, N. Pastika, S. Sawant, C. Smith, J. Wilson



Catholic University of America, Washington, DC, USA

R. Bartek , A. Dominguez , R. Uniyal, A. M. Vargas Hernandez








The University of Alabama, Tuscaloosa, USA

A. Buccilli , O. Charaf, S. I. Cooper, S. V. Gleyzer, C. Henderson , P. Rumerio, C. West






Boston University, Boston, USA

A. Akpinar, A. Albert , D. Arcaro, C. Cosby, Z. Demiragli, D. Gastler, J. Rohlf, K. Salyer, D. Sperka, D. Spitzbart , I. Suarez, S. Yuan, D. Zou





Brown University, Providence, USA

G. Benelli, B. Burkle , X. Coubez²¹, D. Cutts , Y. t. Duh, M. Hadley, U. Heintz, J. M. Hogan ⁸², K. H. M. Kwok, E. Laird, G. Landsberg , K. T. Lau, J. Lee, M. Narain, S. Sagir ⁸³, R. Syarif , E. Usai , W. Y. Wong, D. Yu, W. Zhang




University of California, Davis, Davis, USA

R. Band, C. Brainerd , R. Breedon, M. Calderon De La Barca Sanchez, M. Chertok, J. Conway , R. Conway, P. T. Cox, R. Erbacher, C. Flores, G. Funk, F. Jensen, W. Ko[†], O. Kukral, R. Lander, M. Mulhearn, D. Pellett, J. Pilot, M. Shi, D. Taylor , K. Tos, M. Tripathi , Y. Yao, F. Zhang 










University of California, Los Angeles, USA

M. Bachtis, R. Cousins , A. Dasgupta, D. Hamilton, J. Hauser , M. Ignatenko, T. Lam, N. Mccoll, W. A. Nash, S. Regnard , D. Saltzberg , C. Schnaible, B. Stone, V. Valuev




University of California, Riverside, Riverside, USA

K. Burt, Y. Chen, R. Clare , J. W. Gary , S. M. A. Ghiasi Shirazi, G. Hanson, G. Karapostoli, O. R. Long , N. Manganelli, M. Olmedo Negrete, M. I. Paneva, W. Si, S. Wimpenny, Y. Zhang

University of California, San Diego, La Jolla, USA

J. G. Branson, P. Chang, S. Cittolin, S. Cooperstein, N. Deelen, J. Duarte , R. Gerosa , D. Gilbert , V. Krutelyov , J. Letts , M. Masciovecchio, S. May, S. Padhi, M. Pieri , V. Sharma , M. Tadel, F. Würthwein , A. Yagil 

Department of Physics, University of California, Santa Barbara, Santa Barbara, USA

N. Amin, C. Campagnari, M. Citron, A. Dorsett, V. Dutta, J. Incandela , B. Marsh, H. Mei, A. Ovcharova, H. Qu , M. Quinnan, J. Richman, U. Sarica , D. Stuart, S. Wang

California Institute of Technology, Pasadena, USA

D. Anderson, A. Bornheim , O. Cerri, I. Dutta, J. M. Lawhorn , N. Lu , J. Mao, H. B. Newman , J. Ngadiuba, T. Q. Nguyen , J. Pata, M. Spiropulu , J. R. Vlimant , C. Wang, S. Xie , Z. Zhang , R. Y. Zhu 








Carnegie Mellon University, Pittsburgh, USA

J. Alison, M. B. Andrews, T. Ferguson , T. Mudholkar, M. Paulini , M. Sun, I. Vorobiev









































University of Colorado Boulder, Boulder, USA

J. P. Cumalat, W. T. Ford , E. MacDonald, T. Mulholland, R. Patel, A. Perloff , K. Stenson , K. A. Ulmer , S. R. Wagner 








Cornell University, Ithaca, USA

J. Alexander, Y. Cheng, J. Chu, D. J. Cranshaw, A. Datta, A. Frankenthal , K. Mcdermott , J. Monroy , J. R. Patterson , D. Quach , A. Ryd, W. Sun , S. M. Tan, Z. Tao, J. Thom, P. Wittich , M. Zientek

Fermi National Accelerator Laboratory, Batavia, USA

S. Abdullin , M. Albrow , M. Alyari, G. Apollinari, A. Apresyan , A. Apyan , S. Banerjee, L. A. T. Bauerdick , A. Beretvas , D. Berry , J. Berryhill , P. C. Bhat, K. Burkett , J. N. Butler, A. Canepa, G. B. Cerati , H. W. K. Cheung , F. Chlebana, M. Cremonesi, V. D. Elvira , J. Freeman, Z. Gecse, E. Gottschalk , L. Gray, D. Green, S. Grünendahl , O. Gutsche , R. M. Harris , S. Hasegawa, R. Heller, T. C. Herwig, J. Hirschauer , B. Jayatilaka , S. Jindariani, M. Johnson, U. Joshi, P. Klabbers , T. Klijnsma, B. Klima , M. J. Kortelainen , S. Lammel , D. Lincoln , R. Lipton, M. Liu, T. Liu, J. Lykken, K. Maeshima, D. Mason, P. McBride , P. Merkel, S. Mrenna , S. Nahn, V. O'Dell, V. Papadimitriou, K. Pedro , C. Pena ⁵³, O. Prokofyev, F. Ravera , A. Reinsvold Hall , L. Ristori , B. Schneider , E. Sexton-Kennedy , N. Smith, A. Soha , W. J. Spalding , L. Spiegel, S. Stoynev , J. Strait , L. Taylor , S. Tkaczyk, N. V. Tran, L. Uplegger , E. W. Vaandering , H. A. Weber , A. Woodard

University of Florida, Gainesville, USA

D. Acosta, P. Avery, D. Bourilkov , L. Cadamuro , V. Cherepanov, F. Errico, R. D. Field, D. Guerrero, B. M. Joshi, M. Kim, J. Konigsberg, A. Korytov, K. H. Lo, K. Matchev, N. Menendez, G. Mitselmakher , D. Rosenzweig, K. Shi , J. Sturdy , J. Wang , S. Wang , X. Zuo










Florida State University, Tallahassee, USA

T. Adams , A. Askew, D. Diaz, R. Habibullah , S. Hagopian , V. Hagopian, K. F. Johnson, R. Khurana, T. Kolberg , G. Martinez, H. Prosper, C. Schiber, R. Yohay , J. Zhang




Florida Institute of Technology, Melbourne, USA

M. M. Baarmand , S. Butalla, T. Elkafrawy ⁸⁴, M. Hohlmann , D. Noonan, M. Rahmani, M. Saunders, F. Yumiceva 






University of Illinois at Chicago (UIC), Chicago, USA

M. R. Adams, L. Apanasevich , H. Becerril Gonzalez, R. Cavanaugh , X. Chen , S. Dittmer, O. Evdokimov , C. E. Gerber , D. A. Hangal, D. J. Hofman , C. Mills , G. Oh, T. Roy, M. B. Tonjes, N. Varelas, J. Viinikainen , X. Wang, Z. Wu 











The University of Iowa, Iowa City, USA

M. Alhusseini, K. Dilsiz⁸⁵, S. Durgut, R. P. Gandrajula , M. Haytmyradov, V. Khristenko, O. K. Köseyan, J.-P. Merlo, A. Mestvirishvili⁸⁶, A. Moeller, J. Nachtman, H. Ogul ⁸⁷, Y. Onel, F. Ozok⁸⁸, A. Penzo, C. Snyder, E. Tiras, J. Wetzel , K. Yi⁸⁹

Johns Hopkins University, Baltimore, USA

O. Amram, B. Blumenfeld , L. Corcodilos, M. Eminizer, A. V. Gritsan , S. Kyriacou, P. Maksimovic, C. Mantilla , J. Roskes , M. Swartz, T. Á. Vámi 

The University of Kansas, Lawrence, USA

C. Baldenegro Barrera, P. Baringer , A. Bean , A. Bylinkin , T. Isidori, S. Khalil , J. King, G. Krintiras , A. Kropivnitskaya, C. Lindsey, N. Minafra , M. Murray, C. Rogan , C. Royon, S. Sanders, E. Schmitz, J. D. Tapia Takaki , Q. Wang , J. Williams, G. Wilson 

Kansas State University, Manhattan, USA

S. Duric, A. Ivanov , K. Kaadze, D. Kim, Y. Maravin , T. Mitchell, A. Modak, A. Mohammadi













Lawrence Livermore National Laboratory, Livermore, USA

F. Rebassoo, D. Wright


University of Maryland, College Park, USA

E. Adams, A. Baden, O. Baron, A. Belloni , S. C. Eno , Y. Feng, N. J. Hadley, S. Jabeen, G. Y. Jeng , R. G. Kellogg, T. Koeth, A. C. Mignerey, S. Nabili, M. Seidel , A. Skuja, S. C. Tonwar, L. Wang, K. Wong


Massachusetts Institute of Technology, Cambridge, USA

D. Abercrombie, B. Allen , R. Bi, S. Brandt, W. Busza , I. A. Cali, Y. Chen , M. D'Alfonso , G. Gomez Ceballos, M. Goncharov, P. Harris, D. Hsu, M. Hu, M. Klute, D. Kovalskyi , J. Krupa, Y.-J. Lee , P. D. Luckey, B. Maier, A. C. Marini , C. Mcginn, C. Mironov, S. Narayanan , X. Niu, C. Paus, D. Rankin, C. Roland, G. Roland, Z. Shi , G. S. F. Stephans , K. Sumorok, K. Tatar , D. Velicanu, J. Wang, T. W. Wang, Z. Wang, B. Wyslouch 






University of Minnesota, Minneapolis, USA

R. M. Chatterjee, A. Evans , S. Guts[†], P. Hansen, J. Hiltbrand, Sh. Jain , M. Krohn, Y. Kubota, Z. Lesko, J. Mans , M. Revering, R. Rusack, R. Saradhy, N. Schroeder, N. Strobbe , M. A. Wadud




University of Mississippi, Oxford, USA

J. G. Acosta, S. Oliveros 

University of Nebraska-Lincoln, Lincoln, USA

K. Bloom , S. Chauhan , D. R. Claes, C. Fangmeier, L. Finco , F. Golf , J. R. González Fernández, I. Kravchenko , J. E. Siado, G. R. Snow[†], B. Stieger, W. Tabb, F. Yan


State University of New York at Buffalo, Buffalo, USA

G. Agarwal, H. Bandyopadhyay, C. Harrington, L. Hay, I. Iashvili , A. Kharchilava, C. McLean , D. Nguyen, J. Pekkanen, S. Rappoccio , B. Roozbahani





Northeastern University, Boston, USA

G. Alverson , E. Barberis, C. Freer, Y. Haddad , A. Hortiangtham, J. Li, G. Madigan, B. Marzocchi , D. M. Morse , V. Nguyen, T. Orimoto, A. Parker, L. Skinnari , A. Tishelman-Charny, T. Wamorkar, B. Wang, A. Wisecarver, D. Wood 




Northwestern University, Evanston, USA

S. Bhattacharya, J. Bueghly, Z. Chen, A. Gilbert , T. Gunter, K. A. Hahn, N. Odell, M. H. Schmitt , K. Sung, M. Velasco









University of Notre Dame, Notre Dame, USA

R. Bucci, N. Dev , R. Goldouzian, M. Hildreth, K. Hurtado Anampa , C. Jessop, D. J. Karmgard, K. Lannon, N. Loukas , N. Marinelli, I. Mcalister, F. Meng, K. Mohrman, Y. Musienko⁴⁷, R. Ruchti, P. Siddireddy, S. Taroni , M. Wayne, A. Wightman, M. Wolf , L. Zygala

The Ohio State University, Columbus, USA

J. Alimena , B. Bylsma, B. Cardwell, L. S. Durkin, B. Francis, C. Hill , A. Lefeld, B. L. Winer, B. R. Yates 








Princeton University, Princeton, USA

P. Das, G. Dezoort, P. Elmer , B. Greenberg, N. Haubrich, S. Higginbotham, A. Kalogeropoulos , G. Kopp, S. Kwan, D. Lange, M. T. Lucchini , J. Luo, D. Marlow , K. Mei , I. Ojalvo, J. Olsen , C. Palmer, P. Piroué, D. Stickland , C. Tully 

University of Puerto Rico, Mayaguez, USA

S. Malik , S. Norberg







Purdue University, West Lafayette, USA

V. E. Barnes , R. Chawla, S. Das, L. Gutay, M. Jones, A. W. Jung , G. Negro, N. Neumeister , C. C. Peng, S. Piperov , A. Purohit, H. Qiu, J. F. Schulte , M. Stojanovic¹⁷, N. Trevisani , F. Wang , R. Xiao, W. Xie


Purdue University Northwest, Hammond, USA

T. Cheng, J. Dolen, N. Parashar









Rice University, Houston, USA

A. Baty , S. Dildick, K. M. Ecklund , S. Freed, F. J. M. Geurts , M. Kilpatrick, A. Kumar, W. Li, B. P. Padley , R. Redjimi, J. Roberts[†], J. Rorie, W. Shi , A. G. Stahl Leiton 

University of Rochester, Rochester, USA

A. Bodek , P. de Barbaro, R. Demina, J. L. Dulemba, C. Fallon, T. Ferbel, M. Galanti, A. Garcia-Bellido, O. Hindrichs, A. Khukhunaishvili, E. Ranken, R. Taus

Rutgers, The State University of New Jersey, Piscataway, USA

B. Chiarito, J. P. Chou , A. Gandrakota, Y. Gershtein , E. Halkiadakis , A. Hart, M. Heindl , E. Hughes, S. Kaplan, O. Karacheban ²⁴, I. Laflotte, A. Lath , R. Montalvo, K. Nash, M. Osherson, S. Salur , S. Schnetzer, S. Somalwar , R. Stone, S. A. Thayil, S. Thomas, H. Wang

University of Tennessee, Knoxville, USA

H. Acharya, A. G. Delannoy , S. Spanier

Texas A&M University, College Station, USA

O. Bouhali ⁹⁰, M. Dalchenko , A. Delgado, R. Eusebi, J. Gilmore, T. Huang, T. Kamon⁹¹, H. Kim, S. Luo, S. Malhotra, R. Mueller, D. Overton, L. Perniè , D. Rathjens , A. Safonov 

Texas Tech University, Lubbock, USA









N. Akchurin, J. Damgov, V. Hegde, S. Kunori, K. Lamichhane, S. W. Lee , T. Mengke, S. Muthumuni, T. Peltola , S. Undleeb, I. Volobouev, Z. Wang, A. Whitbeck

Vanderbilt University, Nashville, USA

E. Appelt , S. Greene, A. Gurrola, R. Janjam, W. Johns, C. Maguire, A. Melo, H. Ni, K. Padeken, F. Romeo, P. Sheldon , S. Tuo, J. Velkovska , M. Verweij 

University of Virginia, Charlottesville, USA

M. W. Arenton, B. Cox, G. Cummings, J. Hakala, R. Hirosky , M. Joyce, A. Ledovskoy, A. Li, C. Neu , B. Tannenwald , Y. Wang, E. Wolfe, F. Xia

Wayne State University, Detroit, USAP. E. Karchin, N. Poudyal , P. Thapa**University of Wisconsin-Madison, Madison, WI, USA**K. Black, T. Bose, J. Buchanan, C. Caillol, S. Dasu , I. De Bruyn , P. Everaerts , C. Galloni, H. He, M. Herndon , A. Hervé, U. Hussain, A. Lanaro, A. Loeliger, R. Loveless, J. Madhusudanan Sreekala , A. Mallampalli, D. Pinna, T. Ruggles, A. Savin, V. Shang, V. Sharma , W. H. Smith , J. Steggemann , D. Teague, S. Trembath-Reichert, W. Vetens† **Deceased**

- 1: Also at Vienna University of Technology, Vienna, Austria
- 2: Also at Institute of Basic and Applied Sciences, Faculty of Engineering, Arab Academy for Science, Technology and Maritime Transport, Alexandria, Egypt
- 3: Also at Université Libre de Bruxelles, Bruxelles, Belgium
- 4: Also at IRFU, CEA, Université Paris-Saclay, Gif-sur-Yvette, France
- 5: Also at Universidade Estadual de Campinas, Campinas, Brazil
- 6: Also at Federal University of Rio Grande do Sul, Porto Alegre, Brazil
- 7: Also at UFMS, Nova Andradina, Brazil
- 8: Also at Universidade Federal de Pelotas, Pelotas, Brazil
- 9: Also at University of Chinese Academy of Sciences, Beijing, China
- 10: Also at Institute for Theoretical and Experimental Physics named by A.I. Alikhanov of NRC ‘Kurchatov Institute’, Moscow, Russia
- 11: Also at Joint Institute for Nuclear Research, Dubna, Russia
- 12: Also at Cairo University, Cairo, Egypt
- 13: Also at Helwan University, Cairo, Egypt
- 14: Now at Zewail City of Science and Technology, Zewail, Egypt
- 15: Now at British University in Egypt, Cairo, Egypt
- 16: Now at Fayoum University, El-Fayoum, Egypt
- 17: Also at Purdue University, West Lafayette, USA
- 18: Also at Université de Haute Alsace, Mulhouse, France
- 19: Also at Erzincan Binali Yildirim University, Erzincan, Turkey
- 20: Also at CERN, European Organization for Nuclear Research, Geneva, Switzerland
- 21: Also at III. Physikalisches Institut A, RWTH Aachen University, Aachen, Germany
- 22: Also at University of Hamburg, Hamburg, Germany
- 23: Also at Department of Physics, Isfahan University of Technology, Isfahan, Iran
- 24: Also at Brandenburg University of Technology, Cottbus, Germany
- 25: Also at Skobeltsyn Institute of Nuclear Physics, Lomonosov Moscow State University, Moscow, Russia
- 26: Also at Institute of Physics, University of Debrecen, Debrecen, Hungary
- 27: Also at Physics Department, Faculty of Science, Assiut University, Assiut, Egypt
- 28: Also at MTA-ELTE Lendület CMS Particle and Nuclear Physics Group, Eötvös Loránd University, Budapest, Hungary
- 29: Also at Institute of Nuclear Research ATOMKI, Debrecen, Hungary
- 30: Also at IIT Bhubaneswar, Bhubaneswar, India
- 31: Also at Institute of Physics, Bhubaneswar, India
- 32: Also at G.H.G. Khalsa College, Punjab, India
- 33: Also at Shoolini University, Solan, India
- 34: Also at University of Hyderabad, Hyderabad, India
- 35: Also at University of Visva-Bharati, Santiniketan, India
- 36: Also at Indian Institute of Technology (IIT), Mumbai, India
- 37: Also at Deutsches Elektronen-Synchrotron, Hamburg, Germany
- 38: Also at Sharif University of Technology, Tehran, Iran
- 39: Also at Department of Physics, University of Science and Technology of Mazandaran, Behshahr, Iran
- 40: Now at INFN Sezione di Bari ^a, Università di Bari ^b, Politecnico di Bari ^c, Bari, Italy
- 41: Also at Italian National Agency for New Technologies, Energy and Sustainable Economic Development, Bologna, Italy

- 42: Also at Centro Siciliano di Fisica Nucleare e di Struttura Della Materia, Catania, Italy
- 43: Also at Università di Napoli 'Federico II', Naples, Italy
- 44: Also at Riga Technical University, Riga, Latvia
- 45: Also at Consejo Nacional de Ciencia y Tecnología, Mexico City, Mexico
- 46: Also at Warsaw University of Technology, Institute of Electronic Systems, Warsaw, Poland
- 47: Also at Institute for Nuclear Research, Moscow, Russia
- 48: Now at National Research Nuclear University 'Moscow Engineering Physics Institute' (MEPhI), Moscow, Russia
- 49: Also at St. Petersburg State Polytechnical University, St. Petersburg, Russia
- 50: Also at University of Florida, Gainesville, USA
- 51: Also at Imperial College, London, UK
- 52: Also at P.N. Lebedev Physical Institute, Moscow, Russia
- 53: Also at California Institute of Technology, Pasadena, USA
- 54: Also at Budker Institute of Nuclear Physics, Novosibirsk, Russia
- 55: Also at Faculty of Physics, University of Belgrade, Belgrade, Serbia
- 56: Also at Trincomalee Campus, Eastern University, Nilaveli, Sri Lanka
- 57: Also at INFN Sezione di Pavia ^a, Università di Pavia ^b, Pavia, Italy
- 58: Also at National and Kapodistrian University of Athens, Athens, Greece
- 59: Also at Universität Zürich, Zurich, Switzerland
- 60: Also at Stefan Meyer Institute for Subatomic Physics, Vienna, Austria
- 61: Also at Laboratoire d'Annecy-le-Vieux de Physique des Particules, IN2P3-CNRS, Annecy-le-Vieux, France
- 62: Also at Şırnak University, Şırnak, Turkey
- 63: Also at Department of Physics, Tsinghua University, Beijing, China
- 64: Also at Near East University, Research Center of Experimental Health Science, Nicosia, Turkey
- 65: Also at Beykent University, Istanbul, Turkey
- 66: Also at Application and Research Center for Advanced Studies (App. & Res. Cent. for Advanced Studies), Istanbul Aydin University, Istanbul, Turkey
- 67: Also at Mersin University, Mersin, Turkey
- 68: Also at Piri Reis University, Istanbul, Turkey
- 69: Also at Adiyaman University, Adiyaman, Turkey
- 70: Also at Ozyegin University, Istanbul, Turkey
- 71: Also at Izmir Institute of Technology, Izmir, Turkey
- 72: Also at Necmettin Erbakan University, Konya, Turkey
- 73: Also at Bozok Universitetesi Rektörlüğü, Yozgat, Turkey
- 74: Also at Marmara University, Istanbul, Turkey
- 75: Also at Milli Savunma University, Istanbul, Turkey
- 76: Also at Kafkas University, Kars, Turkey
- 77: Also at Istanbul Bilgi University, Istanbul, Turkey
- 78: Also at Hacettepe University, Ankara, Turkey
- 79: Also at School of Physics and Astronomy, University of Southampton, Southampton, UK
- 80: Also at IPPP Durham University, Durham, UK
- 81: Also at Monash University, Faculty of Science, Clayton, Australia
- 82: Also at Bethel University, St. Paul, Minneapolis, USA
- 83: Also at Karamanoğlu Mehmetbey University, Karaman, Turkey
- 84: Also at Ain Shams University, Cairo, Egypt
- 85: Also at Bingol University, Bingol, Turkey
- 86: Also at Georgian Technical University, Tbilisi, Georgia
- 87: Also at Sinop University, Sinop, Turkey
- 88: Also at Mimar Sinan University, Istanbul, Turkey
- 89: Department of Physics, Also at Nanjing Normal University, Nanjing, China
- 90: Also at Texas A&M University at Qatar, Doha, Qatar
- 91: Also at Kyungpook National University, Daegu, Korea