

Lawrence Berkeley National Laboratory

LBL Publications

Title

Precision Analysis of the Xe136 Two-Neutrino $\beta\beta$ Spectrum in KamLAND-Zen and Its Impact on the Quenching of Nuclear Matrix Elements

Permalink

<https://escholarship.org/uc/item/26q5h679>

Journal

Physical Review Letters, 122(19)

ISSN

0031-9007

Authors

Gando, A

Gando, Y

Hachiya, T

et al.

Publication Date

2019-05-17

DOI

10.1103/physrevlett.122.192501

Peer reviewed

Precision measurement of the ^{136}Xe two-neutrino $\beta\beta$ spectrum in KamLAND-Zen and its impact on the quenching of nuclear matrix elements

A. Gando,¹ Y. Gando,¹ T. Hachiya,¹ M. Ha Minh,¹ S. Hayashida,¹ Y. Honda,¹ K. Hosokawa,¹ H. Ikeda,¹ K. Inoue,^{1,2} K. Ishidoshiro,¹ Y. Kamei,¹ K. Kamizawa,¹ T. Kinoshita,¹ M. Koga,^{1,2} S. Matsuda,¹ T. Mitsui,¹ K. Nakamura,^{1,2} A. Ono,¹ N. Ota,¹ S. Otsuka,¹ H. Ozaki,¹ Y. Shibukawa,¹ I. Shimizu,¹ Y. Shirahata,¹ J. Shirai,¹ T. Sato,¹ K. Soma,¹ A. Suzuki,¹ A. Takeuchi,¹ K. Tamae,¹ K. Ueshima,¹ H. Watanabe,¹ D. Chernyak,² A. Kozlov,² S. Obara,³ S. Yoshida,⁴ Y. Takemoto,⁵ S. Umehara,⁵ K. Fushimi,⁶ S. Hirata,⁷ B.E. Berger,^{2,8} B.K. Fujikawa,^{2,8} J.G. Learned,⁹ J. Maricic,⁹ L.A. Winslow,¹⁰ Y. Efremenko,^{2,11} H.J. Karwowski,¹² D.M. Markoff,¹² W. Tornow,^{2,12} T. O'Donnell,¹³ J.A. Detwiler,^{2,14} S. Enomoto,^{2,14} M.P. Decowski,^{2,15} J. Menéndez,¹⁶ R. Dvornický,^{17,18} and F. Šimkovic^{17,19,20}

(KamLAND-Zen Collaboration)

¹Research Center for Neutrino Science, Tohoku University, Sendai 980-8578, Japan

²Kaoli Institute for the Physics and Mathematics of the Universe (WPI), The University of Tokyo Institutes for Advanced Study, The University of Tokyo, Kashiwa, Chiba 277-8583, Japan

³Kyoto University, Department of Physics, Kyoto 606-8502, Japan

⁴Graduate School of Science, Osaka University, Toyonaka, Osaka 560-0043, Japan

⁵Research Center for Nuclear Physics, Osaka University, Ibaraki, Osaka 567-0047, Japan

⁶Department of Physics, Tokushima University, Tokushima 770-8506, Japan

⁷Graduate School of Integrated Arts and Sciences, Tokushima University, Tokushima 770-8502, Japan

⁸Nuclear Science Division, Lawrence Berkeley National Laboratory, Berkeley, California 94720, USA

⁹Department of Physics and Astronomy, University of Hawaii at Manoa, Honolulu, Hawaii 96822, USA

¹⁰Massachusetts Institute of Technology, Cambridge, Massachusetts 02139, USA

¹¹Department of Physics and Astronomy, University of Tennessee, Knoxville, Tennessee 37996, USA

¹²Triangle Universities Nuclear Laboratory, Durham, North Carolina 27708, USA;

Physics Departments at Duke University, Durham, North Carolina 27708, USA;

North Carolina Central University, Durham, North Carolina 27707, USA;

and The University of North Carolina at Chapel Hill, Chapel Hill, North Carolina 27599, USA

¹³Center for Neutrino Physics, Virginia Polytechnic Institute and State University, Blacksburg, Virginia 24061, USA

¹⁴Center for Experimental Nuclear Physics and Astrophysics, University of Washington, Seattle, Washington 98195, USA

¹⁵Nikhef and the University of Amsterdam, Science Park, Amsterdam, the Netherlands

¹⁶Center for Nuclear Study, The University of Tokyo, Tokyo 113-0033, Japan

¹⁷Department of Nuclear Physics and Biophysics, Comenius University, Mlynská dolina F1, SK-842 48 Bratislava, Slovakia

¹⁸Dzhelepov Laboratory of Nuclear Problems, JINR 141980 Dubna, Russia

¹⁹Bogoliubov Laboratory of Theoretical Physics, JINR 141980 Dubna, Russia

²⁰Czech Technical University in Prague, 128-00 Prague, Czech Republic

(Dated: January 15, 2019)

We present a precision measurement of the ^{136}Xe two-neutrino $\beta\beta$ electron spectrum above 0.8 MeV, based on high-statistics data obtained with the KamLAND-Zen experiment. An improved formalism for the two-neutrino $\beta\beta$ rate allows us to measure the ratio of the leading and subleading $2\nu\beta\beta$ nuclear matrix elements (NMEs), $\xi_{31}^{2\nu} = -0.26_{-0.25}^{+0.31}$. Theoretical predictions from the nuclear shell model and the majority of the quasiparticle random-phase approximation (QRPA) calculations are consistent with the experimental limit. However, part of the $\xi_{31}^{2\nu}$ range allowed by the QRPA is excluded by the present measurement at the 90% C.L. Our analysis reveals that predicted $\xi_{31}^{2\nu}$ values are sensitive to the quenching of NMEs and the competing contributions from low- and high-energy states in the intermediate nucleus. Since these aspects are also at play in neutrinoless $\beta\beta$ decay, $\xi_{31}^{2\nu}$ provides new insights towards reliable neutrinoless $\beta\beta$ NMEs.

Introduction.—Double-beta ($\beta\beta$) decay is a rare nuclear process. The $\beta\beta$ decay emitting two electron anti-neutrinos and two electrons ($2\nu\beta\beta$) is described within the standard model of the electroweak interaction. In contrast, the $\beta\beta$ mode without neutrino emission ($0\nu\beta\beta$) implies new physics, and can only occur if neutrinos are Majorana particles. While $2\nu\beta\beta$ decay has been measured in twelve isotopes [1], an observation of $0\nu\beta\beta$ decay remains elusive. In the standard scenario, the $0\nu\beta\beta$ rate is proportional to the square of the effective Majorana neutrino mass, $m_{\beta\beta}$ [2], allowing the establishment of

definite benchmarks toward the discovery of $0\nu\beta\beta$ decay in experiments.

The $0\nu\beta\beta$ rate, however, also depends on nuclear matrix elements (NMEs) which are poorly known [3], as $0\nu\beta\beta$ NME estimates vary between the many-body approaches used to calculate them. In addition, NMEs may be affected by a possible “quenching” or, equivalently, an effective value of the axial-vector coupling g_A^{eff} in the decay. Overall, the NME uncertainty can reduce the experimental sensitivity on $m_{\beta\beta}$ by up to a factor of five [4]. To mitigate this, nuclear many-body predictions

need to be tested in other observables. Several nuclear structure [5–8] and Gamow-Teller (GT) properties [9–11] have been proposed as $0\nu\beta\beta$ decay probes. Since $2\nu\beta\beta$ and $0\nu\beta\beta$ decays share initial and final nuclear states, and the transition operators are similar, a reproduction of $2\nu\beta\beta$ decay is key to reliable $0\nu\beta\beta$ NME predictions. Nonetheless, few nuclear many-body methods are well suited for both $\beta\beta$ modes, because nuclei with even and odd numbers of neutrons and protons up to high excitation energies need to be described consistently. The most notable approaches are the quasiparticle random-phase approximation (QRPA) [12–16] and the nuclear shell model [17–21].

The $2\nu\beta\beta$ rate is usually expressed as

$$(T_{1/2}^{2\nu})^{-1} \simeq (g_A^{\text{eff}})^4 |M_{GT}^{2\nu}|^2 G_0^{2\nu}, \quad (1)$$

where $M_{GT}^{2\nu}$ is the $2\nu\beta\beta$ NME and $G_0^{2\nu}$ a known phase-space factor [22]. As a result, g_A^{eff} can be determined from the measured $T_{1/2}^{2\nu}$ once $M_{GT}^{2\nu}$ is theoretically evaluated, a strategy followed in Ref. [23]. While a similar approach has been used in the nuclear shell model, especially for ^{136}Xe [20, 24], it is more common to take g_A^{eff} from GT β -decay and electron-capture (EC) rates [24, 25], assuming a common quenching for all weak processes. Likewise, the QRPA can also use β -decay and EC to obtain g_A^{eff} [26–28], even though the standard approach is to fix g_A^{eff} first, and then adjust the nuclear interaction so that $M_{GT}^{2\nu}$ describes the $2\nu\beta\beta$ half-life [29]. In this way, the nuclear shell model and QRPA typically reproduce experimental $2\nu\beta\beta$ rates, and predict non-measured ones [17, 18, 30–32].

Recently, the $2\nu\beta\beta$ decay of several isotopes has been measured with high statistics by the NEMO-3 [33], EXO [34], KamLAND-Zen [35], GERDA [36], MAJORANA [37] and CUORE [38] collaborations. These achievements demand an improved theoretical description. Reference [39] gives a more accurate expression for the $2\nu\beta\beta$ decay rate:

$$\begin{aligned} (T_{1/2}^{2\nu})^{-1} &\simeq (g_A^{\text{eff}})^4 \left[(M_{GT}^{2\nu})^2 G_0^{2\nu} + M_{GT}^{2\nu} M_{GT-3}^{2\nu} G_2^{2\nu} \right] \\ &= (g_A^{\text{eff}})^4 |M_{GT-3}^{2\nu}|^2 \frac{1}{|\xi_{31}^{2\nu}|^2} |G_0^{2\nu} + \xi_{31}^{2\nu} G_2^{2\nu}|, \quad (2) \end{aligned}$$

where the phase-space factor $G_2^{2\nu}$ has a different dependence on lepton energies than $G_0^{2\nu}$, and the subleading nuclear matrix element $M_{GT-3}^{2\nu}$ enters the (real-valued) ratio $\xi_{31}^{2\nu} = M_{GT-3}^{2\nu}/M_{GT}^{2\nu}$. While $M_{GT}^{2\nu}$ is sensitive to contributions from high-lying states in the intermediate odd-odd nucleus, for $M_{GT-3}^{2\nu}$ only the lowest-energy states are relevant due to rapid suppression in the energy denominator. Consequently $\xi_{31}^{2\nu}$ probes additional, complementary physics to the $2\nu\beta\beta$ half-life. This novel observable can be determined experimentally by fitting the $2\nu\beta\beta$ electron energy spectrum to extract the leading and second order contributions in Eq. (2). Hence, the measurement of $\xi_{31}^{2\nu}$ challenges theoretical calculations, and can discriminate between those that reproduce the $2\nu\beta\beta$ rate.

In this Letter we analyze the high-statistics $2\nu\beta\beta$ decay of ^{136}Xe with KamLAND-Zen [35], and compare the measured $T_{1/2}^{2\nu}$ and $\xi_{31}^{2\nu}$ values with the predictions from the QRPA and nuclear shell model. Since $0\nu\beta\beta$ NMEs also show a competition between contributions from low- and high-energy intermediate states [15], testing theoretical $\xi_{31}^{2\nu}$ predictions can provide new insights on $0\nu\beta\beta$ calculations, including the possible quenching of the NMEs.

Experiment and results.—The KamLAND-Zen (KamLAND Zero-Neutrino Double-Beta Decay) detector consists of 13 tons of Xe-loaded liquid scintillator (Xe-LS) contained in a 3.08-m-diameter spherical inner balloon (IB). The IB is constructed from 25- μm -thick transparent nylon film and is suspended at the center of the KamLAND detector [40, 41]. The IB is surrounded by 1 kton of liquid scintillator (LS) which acts as an active shield. The scintillation photons are viewed by 1,879 photomultiplier tubes mounted on the inner surface of the containment vessel. The Xe-LS consists of 80.7% decane and 19.3% pseudocumene (1,2,4-trimethylbenzene) by volume, 2.29 g/liter of the fluor PPO (2,5-diphenyloxazole), and $(2.91 \pm 0.04)\%$ by weight of enriched xenon gas. The isotopic abundances in the enriched xenon were measured by a residual gas analyzer to be $(90.77 \pm 0.08)\%$ ^{136}Xe , $(8.96 \pm 0.02)\%$ ^{134}Xe .

We report on data collected between December 11, 2013, and October 27, 2015, which is the same data set analyzed for the $0\nu\beta\beta$ search in Ref. [35] with a total live time of 534.5 days. In order to avoid systematic uncertainties arising from backgrounds, we apply a tightened $2\nu\beta\beta$ event selection for this work. The fiducial volume for the reconstructed event vertices is defined as a 1-m-radius spherical shape at the detector center, which gives a fiducial exposure for this analysis of (126.3 ± 3.9) kg-yr in ^{136}Xe . We perform a likelihood fit to the binned energy spectrum of the selected candidates between 0.8 and 4.8 MeV. The systematic uncertainties on the $2\nu\beta\beta$ rate are evaluated identically as in Ref. [35] and are summarized in Table I.

A detailed energy calibration is essential for the ex-

TABLE I: Estimated systematic uncertainties used for the ^{136}Xe $2\nu\beta\beta$ decay rate measurement.

Source	Systematic Uncertainty (%)
Fiducial volume	3.0
Enrichment factor of ^{136}Xe	0.09
Xenon mass	0.8
Detector energy scale	0.3
Detection efficiency	0.2
Total	3.1

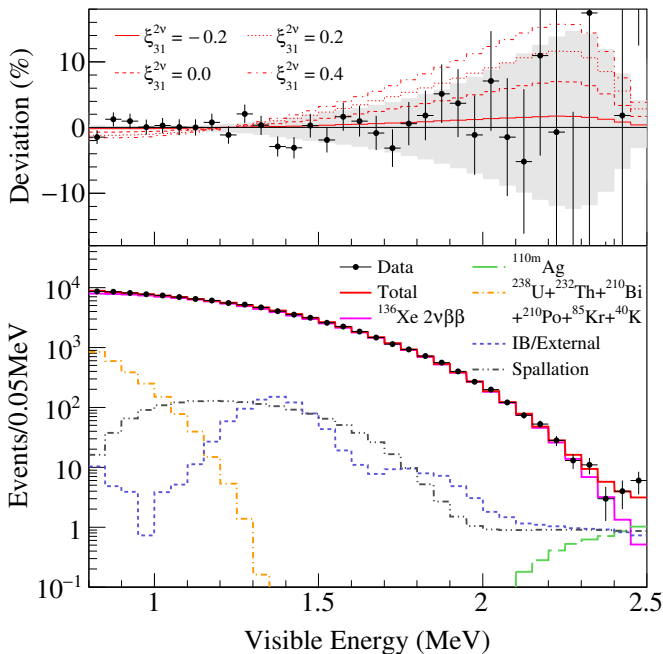


FIG. 1: Bottom panel: Observed energy spectrum of selected $2\nu\beta\beta$ candidates within a 1-m-radius spherical volume (dotted) drawn together with best-fit backgrounds and the $2\nu\beta\beta$ decay spectrum floating the value of $\xi_{31}^{2\nu}$. Top panel: Deviation of the observed spectrum (dotted) from the best-fit ($\xi_{31}^{2\nu} = -0.26$). The lines indicate the expectation for $\xi_{31}^{2\nu} = -0.2, 0.0, 0.2, 0.4$. The shaded band represents the systematic uncertainty due to the energy scale error.

traction of $\xi_{31}^{2\nu}$. The energy scale was determined using γ -rays from ^{60}Co , ^{68}Ge , and ^{137}Cs radioactive sources, γ -rays from the capture of spallation neutrons on protons and ^{12}C , and $\beta + \gamma$ -ray emissions from ^{214}Bi , a daughter of ^{222}Rn (lifetime 5.5 day) that was introduced during the Xe-LS purification. Uncertainties from the non-linear energy response due to scintillator quenching and Cherenkov light production are constrained by the calibrations. The most important calibration is the high-statistics ^{214}Bi from the initial ^{222}Rn distributed uniformly over the Xe-LS volume. To ensure that the calibration with ^{214}Bi can be applied to the entire data set, we confirmed that the time variation of the energy scale is less than 0.5% based on the spectral fit to the $2\nu\beta\beta$ decays for each time period. This uncertainty is added to the energy scale error, which is the dominant error source for the $\xi_{31}^{2\nu}$ measurement, as discussed later.

The energy spectrum of selected candidate events between 0.8 and 2.5 MeV together with the best-fit spectral decomposition is shown in Fig. 1. In the fit, the contributions from $0\nu\beta\beta$ and major backgrounds in the Xe-LS, such as ^{85}Kr , ^{40}K , ^{210}Bi , and the ^{228}Th - ^{208}Pb sub-chain of the ^{232}Th series are free parameters and are left unconstrained. The background contribution from ^{110m}Ag , which is important for the $0\nu\beta\beta$ analysis, is also a free parameter in the fit. The contributions from the ^{222}Rn -

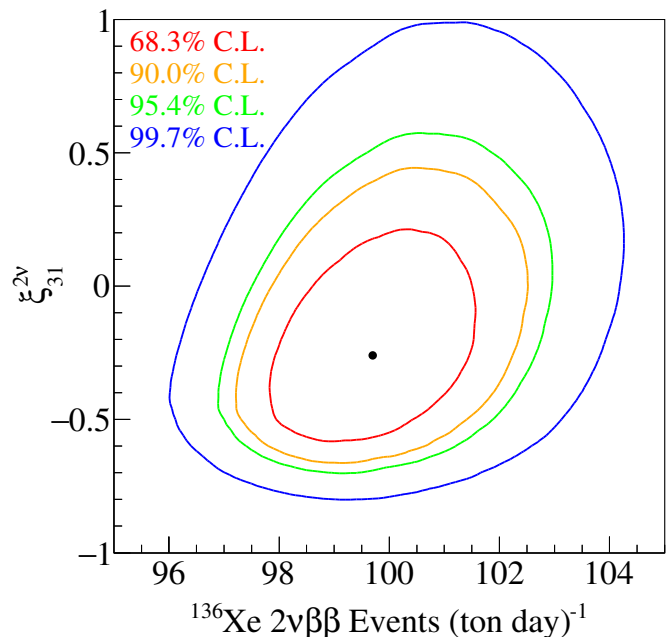


FIG. 2: Allowed region for the joint variation of the ^{136}Xe $2\nu\beta\beta$ decay rate and the ratio of the matrix elements $\xi_{31}^{2\nu}$ at the 68.3%, 90%, 95.4%, and 99.7% confidence levels (C.L.). The dot represents the best-fit point.

^{210}Pb sub-chain of the ^{238}U series, and from ^{11}C and ^{10}C (muon spallation products), as well as the detector energy response model parameters, are allowed to vary but are constrained by their independent estimations [35].

The $2\nu\beta\beta$ spectrum is computed with Eq. (2), convolved with the detector response function. It is characterized by two free parameters: the total $2\nu\beta\beta$ rate, and the ratio of the matrix elements $\xi_{31}^{2\nu}$. We obtained a best-fit of $\xi_{31}^{2\nu} = -0.26_{-0.25}^{+0.31}$, and a 90% C.L. upper limit of $\xi_{31}^{2\nu} < 0.26$. The systematic uncertainty on the energy scale limits the sensitivity of the $\xi_{31}^{2\nu}$ measurement, because an energy scale shift introduces a shape distortion similar to the change generated by a non-zero $\xi_{31}^{2\nu}$. The best-fit total $2\nu\beta\beta$ rate is $99.7_{-1.4}^{+1.2}$ (ton-day) $^{-1}$. Figure 2 shows the joint confidence intervals for the $2\nu\beta\beta$ rate and $\xi_{31}^{2\nu}$, which exhibit only a slight positive correlation. It indicates that the effect on the total $2\nu\beta\beta$ rate estimate by the introduction of the second order contribution is small. Considering the systematic uncertainties in Table I, the $2\nu\beta\beta$ decay half-life of ^{136}Xe is estimated to be $T_{1/2}^{2\nu} = 2.23 \pm 0.03(\text{stat}) \pm 0.07(\text{syst}) \times 10^{21}$ yr. This result is consistent with our previous result based on Phase-II data, $T_{1/2}^{2\nu} = 2.21 \pm 0.02(\text{stat}) \pm 0.07(\text{syst}) \times 10^{21}$ yr [35], and with the result obtained by EXO-200, $T_{1/2}^{2\nu} = 2.165 \pm 0.016(\text{stat}) \pm 0.059(\text{syst}) \times 10^{21}$ yr [34].

Theoretical calculations.—We obtain the $2\nu\beta\beta$ decay NMEs $M_{GT}^{2\nu}$ and $M_{GT-3}^{2\nu}$ to compare calculated $\xi_{31}^{2\nu}$ values to the KamLAND-Zen limit. The NMEs are defined

as [39]

$$M_{GT}^{2\nu} = \sum_j \frac{\langle 0_f^+ | \sum_l \sigma_l \tau_l^- | 1_j^+ \rangle \langle 1_j^+ | \sum_l \sigma_l \tau_l^- | 0_i^+ \rangle}{\Delta}, \quad (3)$$

$$M_{GT-3}^{2\nu} = \sum_j \frac{4 \langle 0_f^+ | \sum_l \sigma_l \tau_l^- | 1_j^+ \rangle \langle 1_j^+ | \sum_l \sigma_l \tau_l^- | 0_i^+ \rangle}{\Delta^3}, \quad (4)$$

with energy denominator $\Delta = [E_j - (E_i + E_f)/2]/m_e$. E_k is the energy of the nuclear state $|J_k^\pi\rangle$ with total angular momentum J and parity π , and m_e is the electron mass. The labels i, j, f refer to the initial, intermediate and final nuclear states, respectively, while σ is the spin and τ^- the isospin lowering operator.

We perform nuclear shell model calculations in the configuration space comprising the $0g_{7/2}$, $1d_{5/2}$, $1d_{3/2}$, $2s_{1/2}$, and $0h_{11/2}$ single-particle orbitals for both neutrons and protons, using the shell model code NATHAN [42]. We reproduce $M_{GT}^{2\nu} = 0.064$ from Ref. [24] with the GCN interaction [19], and also use the alternative MC interaction from Ref. [43], which yields $M_{GT}^{2\nu} = 0.024$. Both interactions have been used in $0\nu\beta\beta$ decay studies [11, 44]. Shell model NMEs for β and $2\nu\beta\beta$ decays are typically too large, due to a combination of missing correlations beyond the configuration space, and neglected two-body currents in the transition operator [3]. This is phenomenologically corrected with a “quenching” factor q , or $g_A^{\text{eff}} = q g_A$. In general, the quenching that fits GT β -decays and ECs in the same mass region is valid for $2\nu\beta\beta$ decays as well. Around ^{136}Xe , GT transitions with GCN are best fit with $q = 0.57$ [24], and with the same adjustment the ^{136}Xe GT strength into ^{136}Cs [10], available up to energy $E \lesssim 4.5$ MeV, is well reproduced by both interactions. However, the experimental $2\nu\beta\beta$ half-life suggests different quenching factors $q = 0.42(0.68)$ for GCN (MC). The calculations yield $M_{GT-3}^{2\nu} = 0.011(0.0025)$. We assume a common quenching for $M_{GT}^{2\nu}$ and $M_{GT-3}^{2\nu}$ because the shell model reproduces well GT strengths at low and high energies up to the GT resonance [9]. This gives ratios $\xi_{31}^{2\nu} = 0.17$ for GCN and $\xi_{31}^{2\nu} = 0.10$ for MC, both consistent with the present experimental analysis.

We also perform $2\nu\beta\beta$ decay QRPA calculations with partial restoration of isospin symmetry [16]. We consider a configuration space of 23 single-particle orbitals (the six lowest harmonic oscillator shells with the addition of the $0i_{13/2}$ and $0i_{11/2}$ orbitals). We take as nuclear interactions two different G-matrices, based on the charge-dependent Bonn (CD-Bonn) and the Argonne V18 nucleon-nucleon potentials. We fix the isovector proton-neutron interaction imposing the restoration of isospin [16]. Finally, we adjust the isoscalar neutron-proton interaction to reproduce the $2\nu\beta\beta$ decay half-life for different values in the range $g_A^{\text{eff}} \leq g_A = 1.269$. We obtain the following ranges of results: $M_{GT}^{2\nu} = (0.011, 0.164)$, $M_{GT-3}^{2\nu} = (0.0031, 0.019)$ and $\xi_{31}^{2\nu} = (0.11, 0.29)$ for the Argonne potential; and

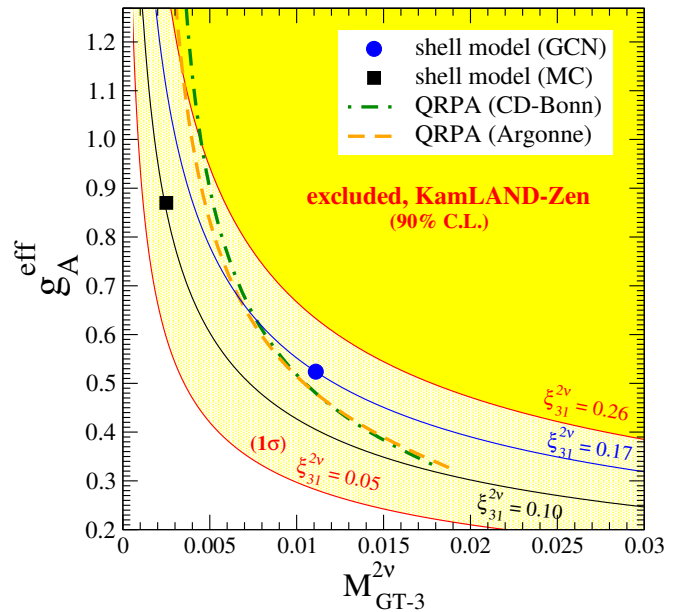


FIG. 3: Effective axial-vector coupling g_A^{eff} as a function of the matrix element $M_{GT-3}^{2\nu}$ for ^{136}Xe $2\nu\beta\beta$ decay. The yellow (light yellow) region $\xi_{31}^{2\nu} < 0.26$ (0.05) is excluded by the present KamLAND-Zen measurement at 90% (1σ) C.L. Nuclear shell model results are displayed by the blue circle (GCN interaction) and black square (MC). QRPA results are shown by the dashed orange (Argonne interaction) and dashed-dotted green (CD-Bonn) curves.

$M_{GT}^{2\nu} = (0.011, 0.157)$, $M_{GT-3}^{2\nu} = (0.0036, 0.018)$ and $\xi_{31}^{2\nu} = (0.11, 0.35)$ using the CD-Bonn potential. Except for the larger $\xi_{31}^{2\nu}$ values, especially with CD-Bonn, most of the QRPA predictions are consistent with the present experimental analysis.

Discussion.—Figure 3 shows the effective axial-vector coupling constant g_A^{eff} as a function of the matrix element $M_{GT-3}^{2\nu}$ for the $2\nu\beta\beta$ decay of ^{136}Xe . A large region in the $g_A^{\text{eff}} - M_{GT-3}^{2\nu}$ plane is excluded by the present 90% C.L. limit $\xi_{31}^{2\nu} < 0.26$. The two nuclear shell model GCN and MC results, indicated by points, are consistent with the KamLAND-Zen limit. The QRPA Argonne and CD-Bonn results are presented by curves, which accommodate $0.33 \leq g_A^{\text{eff}} \leq 1.269$ values (the lower end corresponds to vanishing isoscalar interactions). Both curves are very similar, because QRPA ratios of matrix elements with the same initial and final states are weakly sensitive to the nucleon-nucleon interaction [29]. Figure 3 shows that, even though most QRPA predictions are consistent with our measurement, $g_A^{\text{eff}} \gtrsim 1.14(1.00)$ for the Argonne (CD-Bonn) potential is excluded at 90% C.L. by the KamLAND-Zen $\xi_{31}^{2\nu}$ limit.

Figure 3 also shows that for $g_A^{\text{eff}} \gtrsim 0.7$ the QRPA predicts larger $\xi_{31}^{2\nu}$ values than the nuclear shell model. Elsewhere, the QRPA ratios lie between those of the GCN and MC shell model interactions. Interestingly, for

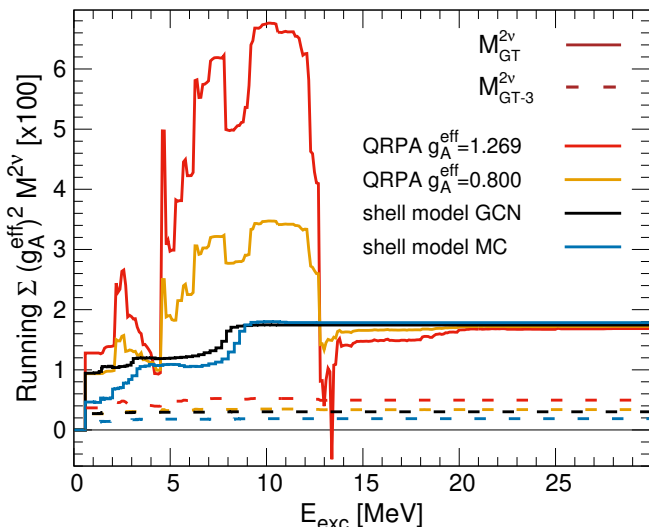


FIG. 4: Running sum of the ^{136}Xe $M_{GT}^{2\nu}$ (solid lines) and $M_{GT-3}^{2\nu}$ (dashed) $2\nu\beta\beta$ NMEs, as a function of the excitation energy of the 1^+ states in ^{136}Cs . Nuclear shell model results with the GCN (MC) interaction, indicated by black (blue) lines, are compared to the QRPA Argonne running sum with $g_A^{\text{eff}} = 1.269$ ($g_A^{\text{eff}} = 0.80$), shown by red (orange) lines.

$g_A^{\text{eff}} \sim 0.5$, the QRPA and shell model GCN results are close. While such relatively small g_A^{eff} values are not always considered in $2\nu\beta\beta$ QRPA calculations of ^{136}Xe , they are favored by QRPA statistical analyses that take into account experimental EC and β rates [26, 45].

To illustrate the origin of the differences between the theoretical calculations, Fig. 4 compares the nuclear shell model and QRPA Argonne running sums of $M_{GT}^{2\nu}$ and $M_{GT-3}^{2\nu}$ [24, 39], multiplied by the corresponding $(g_A^{\text{eff}})^2$. The sums run over the excitation energy of the spin-parity 1^+ states in the intermediate nucleus ^{136}Cs . The theoretical $M_{GT}^{2\nu}$ running sums differ: while the shell model converges at $E_{\text{exc}} \simeq 8$ MeV, QRPA terms contribute until $E_{\text{exc}} \simeq 20$ MeV. Moreover, at $E_{\text{exc}} \sim 10$ MeV the accumulated QRPA $M_{GT}^{2\nu}$ exceeds the shell model significantly, with a strong g_A^{eff} sensitivity. While for $g_A^{\text{eff}} = 1.269$ the maximum of the QRPA running sum is almost four times larger than the shell model one, for $g_A^{\text{eff}} \sim 0.5$ —not shown in Fig. 4—the difference is only about 20%, consistent with the more similar $\xi_{31}^{2\nu}$ values predicted. $E_{\text{exc}} \sim 10$ MeV shell-model contributions may be too small due to missing spin-orbit partner orbitals, but the QRPA may also overestimate them. Measurements of charge-exchange reactions up to the ^{136}Xe GT resonance, currently limited to lower energy [10, 46], can clarify this picture. Above $E_{\text{exc}} \gtrsim 10$ MeV, the QRPA excess with respect to the shell model is canceled. The final value, set by the $2\nu\beta\beta$ half-life, is common to all calculations.

By contrast, Fig. 4 shows that in both shell model and QRPA the lowest 1^+ state component dominates the $M_{GT-3}^{2\nu}$ NME. Such contribution is more salient for the

shell model GCN and QRPA $g_A^{\text{eff}} = 1.269$ calculations, which explains the larger associated $\xi_{31}^{2\nu}$ value compared to the shell model MC and QRPA $g_A^{\text{eff}} = 0.8$ results, respectively. The contrast in the $M_{GT-3}^{2\nu}$ running sum at low energies is ultimately responsible for the different $\xi_{31}^{2\nu}$ values predicted by the QRPA and nuclear shell model.

In $0\nu\beta\beta$ decay the running sum of the NME can extend to even higher energies, because in this case there is no dependence on the energy of the intermediate states in the denominator, see Eqs. (3) and (4). Therefore, a competition between contributions from low- and high-energy states similar to $2\nu\beta\beta$ decay is expected [15, 47, 48]. Consequently, fixing $\xi_{31}^{2\nu}$ in $2\nu\beta\beta$ decay will allow one to identify the most promising $0\nu\beta\beta$ NME predictions.

Further experimental $\xi_{31}^{2\nu}$ sensitivity improvements may distinguish between various scenarios. On the one hand, measured values of $\xi_{31}^{2\nu} \geq 0.11$ will allow QRPA calculations to fix the quenched value of g_A^{eff} , reducing uncertainties in QRPA $0\nu\beta\beta$ NMEs. Likewise, a measured value $\xi_{31}^{2\nu} \simeq 0.17(0.10)$ would suggest that the GCN (MC) shell model interaction, with its associated g_A^{eff} value, leads to a more reliable $0\nu\beta\beta$ NME. However, the quenching may not be the same in $2\nu\beta\beta$ and $0\nu\beta\beta$ decays, especially in the light of the differences in the two-body [49–51] and contact [52] corrections to the two $\beta\beta$ transition operators. On the other hand, a small ratio $\xi_{31}^{2\nu} < 0.11$, which cannot be accommodated in the present QRPA calculations, or a determination of $\xi_{31}^{2\nu}$ very different to the GCN and MC predictions, would demand improved theoretical developments.

Summary.—We have presented a precision measurement of the ^{136}Xe $2\nu\beta\beta$ electron spectrum shape with the KamLAND-Zen experiment. For the first time, we set a limit on the ratio of nuclear matrix elements $\xi_{31}^{2\nu} < 0.26$ (90% C.L.). The experimental limit is consistent with the predictions from the nuclear shell model and most QRPA calculations, but excludes QRPA Argonne (CD-Bonn) results for $g_A^{\text{eff}} \gtrsim 1.14(1.00)$. The allowed theoretical values vary in the range $\xi_{31}^{2\nu} = (0.10 - 0.26)$, so that future $\xi_{31}^{2\nu}$ measurements will be required to further test $2\nu\beta\beta$ calculations, and select the most successful ones. The associated g_A^{eff} value, or NME quenching, would also be identified. Our analysis reveals that $\xi_{31}^{2\nu}$ is sensitive to competing contributions to the NME from low- and high-energy intermediate-states. Since a similar competition is also relevant for $0\nu\beta\beta$ decay, studies of this observable provide new insights for identifying reliable $0\nu\beta\beta$ NMEs.

We thank P. Vogel for useful discussions. The KamLAND-Zen experiment is supported by JSPS KAKENHI Grant Numbers 21000001 and 26104002; the World Premier International Research Center Initiative (WPI Initiative), MEXT, Japan; Netherlands Organisation for Scientific Research (NWO); and under the

U.S. Department of Energy (DOE) Grant No. DE-AC02-05CH11231, as well as other DOE and NSF grants to individual institutions. The Kamioka Mining and Smelting Company has provided service for activities in the mine. We acknowledge the support of NII for SINET4. J.M. is supported by the JSPS KAKENHI Grant Number 18K03639, MEXT as "Priority Issue on Post-K computer" (Elucidation of the fundamental laws and evolution of the universe), JICFuS, the CNS-RIKEN joint project for large-scale nuclear structure calculations, and the US DOE (Grant Number DE-FG02-00ER41132). J.M. thanks the Institute for Nuclear Theory at the University of Washington for its hospitality. F.S. is supported by the Slovak Research and Development Agency under Contract No. APVV-14-0524, and Underground laboratory LSM - Czech participation to European-level research infrastructure CZ.02.1.01/0.0/0.0/16 013/0001733.

-
- [1] A. S. Barabash, Nucl. Phys. A **935**, 52 (2015).
 [2] I. Avignone, Frank T., S. R. Elliott, and J. Engel, Rev. Mod. Phys. **80**, 481 (2008).
 [3] J. Engel and J. Menéndez, Rept. Prog. Phys. **80**, 046301 (2017).
 [4] S. Dell’Oro, S. Marcocci, M. Viel, and F. Vissani, Adv. High Energy Phys. **2016**, 37 (2016).
 [5] J. P. Schiffer *et al.*, Phys. Rev. Lett. **100**, 112501 (2008).
 [6] B. P. Kay *et al.*, Phys. Rev. C **79**, 021301 (2009).
 [7] S. J. Freeman and J. P. Schiffer, J. Phys. G **39**, 124004 (2012).
 [8] B. A. Brown, M. Horoi, and R. A. Sen’kov, Phys. Rev. Lett. **113**, 262501 (2014).
 [9] K. Yako *et al.*, Phys. Rev. Lett. **103**, 012503 (2009).
 [10] D. Frekers, P. Puppe, J. H. Thies, and H. Ejiri, Nucl. Phys. A **916**, 219 (2013).
 [11] N. Shimizu, J. Menéndez, and K. Yako, Phys. Rev. Lett. **120**, 142502 (2018).
 [12] P. Vogel and M. R. Zirnbauer, Phys. Rev. Lett. **57**, 3148 (1986).
 [13] J. Engel, P. Vogel, and M. R. Zirnbauer, Phys. Rev. C **37**, 731 (1988).
 [14] J. Suhonen and O. Civitarese, Phys. Rept. **300**, 123 (1998).
 [15] F. Šimkovic, R. Hodak, A. Faessler, and P. Vogel, Phys. Rev. C **83**, 015502 (2011).
 [16] F. Šimkovic, V. Rodin, A. Faessler, and P. Vogel, Phys. Rev. C **87**, 045501 (2013).
 [17] E. Caurier, A. P. Zuker, and A. Poves, Phys. Lett. B **252**, 13 (1990).
 [18] A. Poves, R. P. Bahukutumbi, K. Langanke, and P. Vogel, Phys. Lett. B **361**, 1 (1995).
 [19] E. Caurier, F. Nowacki, A. Poves, and K. Sieja, Phys. Rev. C **82**, 064304 (2010).
 [20] M. Horoi and B. A. Brown, Phys. Rev. Lett. **110**, 222502 (2013).
 [21] L. Coraggio, L. De Angelis, T. Fukui, A. Gargano, and N. Itaco, Phys. Rev. C **95**, 064324 (2017).
 [22] J. Kotila and F. Iachello, Phys. Rev. C **85**, 034316 (2012).
 [23] J. Barea, J. Kotila, and F. Iachello, Phys. Rev. C **87**, 014315 (2013).
 [24] E. Caurier, F. Nowacki, and A. Poves, Phys. Lett. B **711**, 62 (2012).
 [25] A. Neacsu and M. Horoi, Phys. Rev. C **91**, 024309 (2015).
 [26] A. Faessler *et al.*, J. Phys. G **35**, 075104 (2008).
 [27] J. Suhonen, Phys. Lett. B **607**, 87 (2005).
 [28] J. Suhonen and O. Civitarese, Phys. Lett. B **725**, 153 (2013).
 [29] V. A. Rodin, A. Faessler, F. Šimkovic, and P. Vogel, Nuclear Physics A **766**, 107 (2006).
 [30] M. Horoi and A. Neacsu, Phys. Rev. C **93**, 024308 (2016).
 [31] P. Pirinen and J. Suhonen, Phys. Rev. C **91**, 054309 (2015).
 [32] E. A. Coello Pérez, J. Menéndez, and A. Schwenk, nucl-th/1809.04443v1.
 [33] R. Arnold *et al.*, (NEMO-3 Collaboration), Phys. Rev. D **92**, 072011 (2015).
 [34] J. B. Albert *et al.*, (EXO Collaboration), Phys. Rev. C **89**, 015502 (2014).
 [35] A. Gando *et al.*, (KamLAND-Zen Collaboration), Phys. Rev. Lett. **117**, 082503 (2016).
 [36] M. Agostini *et al.*, (GERDA Collaboration), Nature **544**, 47 (2017).
 [37] C. E. Aalseth *et al.*, (MAJORANA Collaboration), Phys. Rev. Lett. **120**, 132502 (2018).
 [38] K. Alfonso *et al.*, (CUORE Collaboration), Phys. Rev. Lett. **115**, 102502 (2015).
 [39] F. Šimkovic, R. Dvornický, D. Štefánik, and A. Faessler, Phys. Rev. C **97**, 034315 (2018).
 [40] A. Gando *et al.*, (KamLAND Collaboration), Phys. Rev. C **92**, 055808 (2015).
 [41] A. Gando *et al.*, (KamLAND Collaboration), Phys. Rev. D **88**, 033001 (2013).
 [42] E. Caurier, G. Martinez-Pinedo, F. Nowacki, A. Poves, and A. P. Zuker, Rev. Mod. Phys. **77**, 427 (2005).
 [43] C. Qi and Z. X. Xu, Phys. Rev. V **86**, 044323 (2012).
 [44] J. Menendez, A. Poves, E. Caurier, and F. Nowacki, Nucl. Phys. A **818**, 139 (2009).
 [45] F. F. Deppisch and J. Suhonen, Phys. Rev. C **94**, 055501 (2016).
 [46] P. Puppe *et al.*, Phys. Rev. C **84**, 051305 (2011).
 [47] R. A. Sen’kov and M. Horoi, Phys. Rev. C **88**, 064312 (2013).
 [48] R. A. Sen’kov and M. Horoi, Phys. Rev. C **90**, 051301 (2014).
 [49] J. Menéndez, D. Gazit, and A. Schwenk, Phys. Rev. Lett. **107**, 062501 (2011).
 [50] J. Engel, F. Šimkovic, and P. Vogel, Phys. Rev. C **89**, 064308 (2014).
 [51] L.-J. Wang, J. Engel, and J. M. Yao, Phys. Rev. C **98**, 031301 (2018).
 [52] V. Cirigliano *et al.*, Phys. Rev. Lett. **120**, 202001 (2018).