

UC Irvine

UC Irvine Previously Published Works

Title

Parallel Algorithms for Summing Floating-Point Numbers

Permalink

<https://escholarship.org/uc/item/1sz8f8z5>

Authors

Goodrich, Michael T
Eldawy, Ahmed

Publication Date

2016-05-17

Copyright Information

This work is made available under the terms of a Creative Commons Attribution License, available at <https://creativecommons.org/licenses/by/4.0/>

Peer reviewed

Parallel Algorithms for Summing Floating-Point Numbers

Michael T. Goodrich

Dept. of Computer Science
University of California, Irvine
Irvine, CA 92697 USA
goodrich@acm.org

Ahmed Eldawy

Dept. of Computer Science and Engineering
University of California, Riverside
Riverside, CA 92521 USA
eldawy@cs.ucr.edu

Abstract

The problem of *exactly* summing n floating-point numbers is a fundamental problem that has many applications in large-scale simulations and computational geometry. Unfortunately, due to the round-off error in standard floating-point operations, this problem becomes very challenging. Moreover, all existing solutions rely on sequential algorithms which cannot scale to the huge datasets that need to be processed.

In this paper, we provide several efficient *parallel* algorithms for summing n floating point numbers, so as to produce a faithfully rounded floating-point representation of the sum. We present algorithms in PRAM, external-memory, and MapReduce models, and we also provide an experimental analysis of our MapReduce algorithms, due to their simplicity and practical efficiency.

1 Introduction

Floating-point numbers are a common data type for representing values that can vary widely. A (base-2) floating-point representation¹ of a number, x , is a sign bit, b , and pair of integers, (b, M, E) , such that

$$x = (-1)^b \times (1 + 2^{-t}M) \times 2^{E-2^{l-1}-1},$$

where t is the number of bits allocated for M and l is the number of bits allocated for E . The value, M , is called the *mantissa* or *significand* and the value E is called the *exponent*. For more background information on floating-point numbers, please see, e.g., the excellent survey by Goldberg [15].

In *fixed-precision* representations, specific values for t and l are set according to machine-architecture or established standards. For example, in the IEEE 754 standard, single-precision floating-point numbers use $t = 23$ and $l = 8$, double-precision floating-point numbers use $t = 52$ and $l = 11$, and quad-precision floating-point numbers use $t = 112$ and $l = 15$.

In *arbitrary-precision* representations, the number of bits, t , for the mantissa, is allowed to vary, either to be as large as a machine's memory size or to be an arbitrary value set by a user. The number, l , of bits for the exponent in such representations is typically set to be a single memory word, since a single memory word is usually sufficient to store any memory address. Examples of systems for processing arbitrary-precision floating point representations include Afloat for Java [35], the GNU Multiple Precision (GMP) Arithmetic Library [14], the `bigfloat` type in LEDA [4], and the GNU Multiple-Precision Floating-Point (MPFR) Library [12, 19].

¹We take the viewpoint in this paper that floating-point numbers are a base-2 representation; nevertheless, our algorithms can easily be modified to work with other standard floating-point bases, such as 10.

In either fixed-precision or arbitrary-precision representations, we do *not* assume in this paper that floating-point numbers are normalized so that the most significant bit of the mantissa is 1.

Given a set $X = \{x_1, x_2, \dots, x_n\}$, of n floating-point numbers, we are interested in the design and analysis of parallel algorithms for computing a floating point number, S_n^* , that best approximates the sum

$$S_n = \sum_{i=1}^n x_i.$$

Moreover, we are interested in methods that are not limited to a specific fixed-precision representation, such as IEEE 754 double-precision. In particular, the specific problem we are interested in is to compute the floating-point number S_n^* that is a *faithfully rounded* representation of S_n , where we consider the value S_n^* to be faithfully rounded as long as S_n^* is either the largest floating-point number less than or equal to S_n or the smallest floating-point number greater than or equal to S_n . For other ways of rounding floating-point numbers, please see the IEEE 754 standard.

Although the problem of accurately summing n floating-point numbers might at first seem simple, it is surprisingly challenging, due to the roundoff error inherent in floating-point arithmetic. Standard floating-point addition, which we denote as “ \oplus ,” is not exact, so that for two floating-point numbers, x and y ,

$$x \oplus y = (x + y)(1 + \epsilon_{x,y}); |\epsilon_{x,y}| \leq |\epsilon|,$$

where $\epsilon_{x,y}$ is a summand-specific roundoff error and ϵ is a machine-specific worst-case error term [23, 25].

As is well-known, a standard way to sum n numbers, given the set X , is to place the numbers from X in the leaves of a binary summation tree, T , where each internal node, v , is associated with the sum of the values in v ’s two children, which in this case could be the \oplus operation. Unfortunately, if the collection, X , of summands contains positive and negative numbers, it is NP-complete to find the summation tree, T , that utilizes only the \oplus operation and minimizes the worst-case error for the sum [23]. Even for the case when all the numbers in X are positive, the optimal \oplus -based summation tree is a Huffman tree [23], which is not necessarily efficient to compute and evaluate in parallel. Thus, designing efficient parallel algorithms for accurately summing n floating-point numbers is a challenge.

Because of these complexity issues and the uncertainty that comes from roundoff errors, many recent floating-point summation algorithms are based on exactly computing a rounded sum of two floating point numbers, x and y , and the exact value of its error, utilizing a function,

$$\text{AddTwo}(x, y) \rightarrow (s, e_s),$$

where $s = x \oplus y$ and $x + y = s + e_s$, with s and e_s being floating point numbers in the same precision as x and y . Example implementations of the AddTwo function include algorithms by Dekker [8] and Knuth [25], both of which utilize a constant number of floating-point operations. As with these recent approaches, in this paper we take the approach of summing the numbers in X exactly and then faithfully rounding this exact sum to the an appropriate floating-point representation.

As mentioned above, because we desire precision-independent algorithms, which can work for either fixed-precision or arbitrary-precision representations, we do not take the perspective in this paper that floating-point numbers must be restricted to a specific floating-point representation, such as IEEE 754 double-precision. As is common in other precision-independent algorithms, however, we do assume that a floating-point representation is sufficiently precise so that the number, n , could itself be represented exactly as a sum of a constant number of floating-point numbers. A similar

assumption is common in integer-based RAM and PRAM algorithms,² and poses no restriction in practice, since it amounts to saying that a memory address can be stored in $O(1)$ memory words. For example, even if all the computer storage on earth³ were interpreted as IEEE 754 single-precision numbers and summed, we could represent the input size, n , as the (exact) sum of at most four single-precision floating-point numbers.

As a way of characterizing difficult problem instances, having the potential for significant amounts of cancellation, the *condition number*, $C(X)$, for X , is defined as follows [34, 39, 40]:

$$C(X) = \frac{\sum_{i=1}^n |x_i|}{|\sum_{i=1}^n x_i|},$$

which, of course, is defined only for non-zero sums.⁴ Intuitively, problem instances with large condition numbers are more difficult than problem instances with condition numbers close to 1.

Our approach for designing efficient parallel algorithms for summing n floating point numbers, even for difficult problem instances with large condition numbers, is to utilize an approach somewhat reminiscent of the classic Fast Fourier Transform (FFT) algorithm (e.g., see [3, 18]). Namely, to compute the sum of n floating-point numbers, we convert the numbers to an alternative representation, compute the sum of the numbers exactly in this alternative representation, and then convert the result back to a (faithfully-rounded) floating-point number. In our case, the important feature of our alternative representation is that it allows us to compute intermediate sums without propagating carry bits, which provides for superior parallelization.

1.1 Previous Related Results

The floating-point summation problem poses interesting challenges for parallel computation, because most existing published exact-summation algorithms are inherently sequential. For instance, we are not aware of any previous parallel methods for this problem that run in worst-case polylogarithmic time.

Neal [30] describes sequential algorithms that use a number representation that he calls a *superaccumulator* to exactly sum n floating point numbers, which he then converts to a faithfully-rounded floating-point number. Unfortunately, while Neal’s superaccumulator representation reduces carry-bit propagation, it does not eliminate it, as is needed for highly-parallel algorithms. A similar idea has been used in ExBLAS [6], an open source library for exact floating point computations. Shewchuck [33] describes an alternative representation for exactly representing intermediate results of floating-point arithmetic, but his method also does not eliminate carry-bit propagation in summations; hence, it also does not lead to efficient parallel algorithms. In addition to these methods, there are a number of inherently sequential methods for exactly summing n floating point numbers using various other data structures for representing intermediate results, including ExBLAS [6] and algorithms by Zhu and Hayes [39, 40], Demmel and Hida [9, 10], Rump *et al.* [34], Priest [32], and Malcolm [29]. Although the method of Demmel and Hida [10] can be carry-free for a limited number of summands, none of these sequential methods utilize a completely carry-free intermediate representation suitable for efficient parallelization. Nevertheless, Rump

²A PRAM is a synchronized parallel random-access machine model [21], where memory is shared between processors, so that memory accesses are exclusive-read/exclusive-write (EREW), concurrent-read/exclusive-write (CREW), or concurrent-read/concurrent-write (CRCW).

³As of the writing of this paper, the total computer storage on earth is estimated to be less than 8 zettabytes, that is, 8 trillion gigabytes.

⁴We could alternatively define a condition number that adds to the denominator a very small value to avoid division by zero.

et al. [34] provide an interesting analysis that the running time of their sequential method can be estimated to depend on n and a logarithm of the condition number and other factors. Also, Demmel and Hida [10] showed that summing the numbers in a decreasing order by exponent yields a highly accurate answer, yet, the answer does not have to be faithfully-rounded.

There has also been a limited amount of previous work on parallel algorithms for summing floating-point numbers. Leuprecht and Oberaigner [28] describe parallel algorithms for summing floating-point numbers, for instance, but their methods only parallelize data pipelining, however, and do not translate into efficient parallel methods with polylogarithmic running times or efficient algorithms in the external-memory⁵ or MapReduce models.⁶ Indeed, their methods can involve as many as $O(n)$ passes over the data. Kadric *et al.* [22] provide a parallel pipelined method that takes a similar approach to the algorithm of Leuprecht and Oberaigner, while improving its convergence in practice, but their method nevertheless depends on inherently sequential pipelining and iterative refinement operations. Recently, Demmel and Nguyen [11] present a parallel floating-point summation method based on using a superaccumulator, but, like the previous sequential superaccumulator methods cited above, their method does not utilize a carry-free intermediate representation; hence, it has an inherently sequential carry-propagation step as a part of its “inner loop” computation.

To our knowledge, no previous algorithm for summing floating-point numbers utilizes a carry-free intermediate representation, although such representations are known for integer arithmetic (e.g., see [31]), the most notable being the redundant binary representation (RBR), which is a positional binary representation where each position is from the set $\{-1, 0, 1\}$.

1.2 Our Results

We show in this paper that one can compute a faithfully-rounded sum, S_n^* , of n floating-point numbers with the following performance bounds.

- S_n^* can be computed in $O(\log n)$ time using n processors in the EREW PRAM model. This is the first such PRAM algorithm and, as we show, it is worst-case optimal.
- S_n^* can be computed in $O(\log^2 n \log \log \log C(X))$ time using $O(n \log C(X))$ work in the EREW PRAM model, where $C(X)$ is the condition number of X . This is the first parallel summation algorithm whose running time is condition-number sensitive.
- S_n^* can be computed in external-memory in $O(\text{sort}(n))$ I/Os, where “ $\text{sort}(n)$ ” is the I/O complexity of sorting.⁷
- S_n^* can be computed in external-memory in $O(\text{scan}(n))$ I/Os, where $\text{scan}(n)$ is the I/O complexity of scanning⁸, when the size of internal memory, M , is $\Omega(\sigma(n))$, where $\sigma(n)$ is the size of our intermediate representation for the sum of n floating-point numbers. This I/O performance bound is, of course, optimal for this case. Typically, $\sigma(n)$ is $O(\log n)$ in practice, due to the concentration of exponent values in real-world data (e.g., see [20, 27]) or because

⁵The external-memory model [36] is a data-parallel model, where data is transferred between an internal memory of a specified size, M , and external memory in blocks of a specified size, B .

⁶A MapReduce algorithm is a coarse-grain parallel method that performs rounds that involve mapping elements to keys, assigning elements by their keys to “reducer” processors, and having those processors execute on sets of elements with the same key, possibly with a global sequential finalize phase at the end [7, 16, 24].

⁷ $\text{sort}(n) = O((n/B) \log_{M/B}(n/B))$, where M is the size of internal memory and B is the block size.

⁸ $\text{scan}(n) = O(n/B)$, where B is the block size.

fixed-precision floating-point numbers have relatively small values for l , the number of bits used for exponent values, compared to n .

- S_n^* can be computed with a single-round MapReduce algorithm in $O(\sigma(n/p)p + n/p)$ time and $O(n)$ work, using p processors, with high probability, assuming p is $o(n)$.

In addition, because of the simplicity of our MapReduce algorithm, we provide an experimental analysis of several variations of this algorithm. We show that our MapReduce algorithm can achieve up-to 80X speedup over the state-of-the-art sequential algorithm. It achieves a linear scalability with both the input size and number of cores in the cluster.

2 Our Number Representations

To represent the exact summation of n floating point numbers, we utilize a variety of alternative number representations. To begin, recall that a (base-2) floating-point number, x , is represented as a sign bit, b , and a pair of integers, (M, E) , such that

$$x = (-1)^b \times (1 + 2^{-t}M) \times 2^{E-2^{l-1}-1},$$

where t is the number of bits allocated for M and l is the number of bits allocated for E . For example, for double-precision floating-point numbers in the IEEE 754 standard, $t = 52$ and $l = 11$.

Thus, for the problem of summing the n floating-point numbers in X , we could alternatively represent every floating point number, including each partial sum, as a fixed-point binary number consisting of a sign bit, $t + 2^{l-1} + \lceil \log n \rceil$ bits to the left of the binary point, and $t + 2^{l-1}$ bits to the right of the binary point. Using such a representation, we would have no errors in summing the numbers in X , assuming there are no unnecessary overflows. In other words, we can consider such a fixed-point representation as a large binary integer representation, which then has its binary point shifted. Of course, such a representation would potentially waste a lot of memory, but it is nevertheless instructive to contemplate this as a possibility, as it motivates our other representations.

Although this fixed-point representation is potentially wasteful of memory, it might not actually be so bad for exactly representing partial sums of a reasonable numbers of summands of single-precision numbers. For example, in the IEEE 754 standard, single-precision 32-bit floating-point numbers can be represented as 256-bit fixed-point numbers. Thus, the memory needed for an error-free fixed-point representation of a single-precision floating-point number would occupy the same amount of space as 8 single-precision numbers. Nevertheless, an additional drawback of this representation is that, in the worst-case, there can be a lot of carry-bit propagations that occur for any addition, which negatively impacts parallel performance.

In a *superaccumulator* representation, as used in some previous summation approaches (e.g., see [26, 30, 32, 33, 40]), we instead represent a fixed-point (or floating-point) number as a vector, Y , of floating-point numbers, $(y_k, y_{k-1}, \dots, y_0)$, such that the number, y , represented by Y is

$$y = \sum_{i=0}^k y_i,$$

where the numbers in Y have strictly increasing exponents, so that y_0 is the least significant number (and this summation is a true addition, with no roundoff errors).

As mentioned above, there are some interesting recent floating-point exact summation papers based on the use of superaccumulators, but these are of limited value with respect to parallel

algorithms. For instance, Zhu and Hayes [40] present an inherently sequential algorithm that essentially involves adding the numbers from X one at time to an initially-zero superaccumulator and then propagating the carries to produce a faithfully-rounded sum from the most-significant entry. Neal [30] presents a similar algorithm and also discusses in passing an alternative approach based on a bottom-up parallel summation tree computation based on superaccumulators, but his parallel algorithm involves inefficiently constructing superaccumulators for every leaf, and his superaccumulators overlap by half their bits and even then are not carry-free.

In our case, we allow each y_i to be positive or negative and we add some additional conditions so that superaccumulator summations are carry-free. We do this by extending the generalized signed digit (GSD) integer representation [31] to floating-point numbers. This is a redundant representation, so that there are multiple ways of representing the same fixed-point number.

To simplify our discussion, let us shift the binary point for y so that every y is an integer instead of a fixed-point number. This shift is made without loss of generality, since we can shift the binary point back to its proper place after we can compute an exact representation of the sum of numbers in X .

Next, following the GSD approach [31], we say that a superaccumulator is (α, β) -**regularized** if

$$y_i = Y_i \times R^i,$$

for a given **radix**, R , and each mantissa Y_i is an integer in the range $[-\alpha, \beta]$, for $\alpha, \beta \geq 2$. In particular, for our algorithms, for any fixed t , we choose R to be a power of two, $2^{t-1} > 2$, so that each y_i can be represented using a floating-point exponent storing a multiple of $t - 1$ (since we assume floating-point representations are base-2 in this paper). For arbitrary-precision floating-point numbers, we likewise choose $R = 2^{t_0-1} > 2$, for a fixed value $t_0 \geq 2$ that is a reasonable length for the number of bits needed for a mantissa (proportional to our word size). In either case, we set

$$\alpha = \beta = R - 1.$$

This choice of the parameters, α and β , is done so that we can achieve propagation-free carrying of components of a summation, as we show next.

Our parallel algorithm for summing two superaccumulators, y and z , is as follows. First, we compute each component-wise sum of the mantissas, $P_i = Y_i + Z_i$. This sum is then reduced to an interim mantissa sum, $W_i = P_i - C_{i+1}R$, where C_{i+1} is a **signed carry bit**, i.e., $C_{i+1} \in \{-1, 0, 1\}$, that is chosen so that W_i is guaranteed to be in the range $[-(\alpha - 1), \beta - 1]$. (We show below that this is always possible.) The computed mantissa sum is then performed as $S_i = W_i + C_i$, so that the resulting collection of s_i components is (α, β) -regularized and no carry-bit propagation is necessary. As the following lemma shows, taking this approach allows us to avoid propagating carries across an entire superaccumulator after each addition in a summation computation, while nevertheless representing each partial sum exactly.

Lemma 1 *It is sufficient to choose $\alpha = \beta = R - 1$, for $R > 2$, for the resulting sum of y and z to be (α, β) -regularized, i.e., so that each S_i is in the range $[-\alpha, \beta]$.*

Proof: Given that y and z are (α, β) -regularized, the mantissa, P_i , is in the range $[-2\alpha, 2\beta]$. We wish to show that the result, $s = y + z$, be (α, β) -regularized, that is, that each mantissa, S_i , is in the range $[-\alpha, \beta]$. Note that if $-R + 1 < P_i < R - 1$, then we can ensure S_i is in the range $[-\alpha, \beta]$ for any C_i in $\{-1, 0, 1\}$ by setting $C_{i+1} = 0$. So let us consider the cases when P_i is too negative or too positive.

Case 1: $P_i \geq R - 1$. Note that

$$P_i \leq 2\beta = 2R - 2.$$

Hence, we can choose $C_{i+1} = 1$, so that

$$W_i = P_i - C_{i+1}R = P_i - R \leq R - 2 = \beta - 1.$$

Moreover, $W_i \geq -1 \geq -(\alpha - 1)$, in this case, since $\alpha \geq 2$. Thus,

$$S_i = W_i + C_i \leq R - 2 + 1 \leq R - 1 = \beta,$$

and $S_i \geq -\alpha$.

Case 2: $P_i \leq -R + 1$. Note that

$$P_i \geq -2\alpha = -2R + 2.$$

Hence, we can choose $C_{i+1} = -1$, so that

$$W_i = P_i - C_{i+1}R = P_i + R \geq -R + 2.$$

Moreover, $W_i \leq 1 \leq \beta - 1$, in this case, since $\beta \geq 2$. Thus,

$$S_i = W_i + C_i \geq -R + 2 - 1 \geq -(R - 1) = -\alpha,$$

and $S_i \leq \beta$. ■

This implies that, by choosing $\alpha = \beta = R - 1$, we can guarantee that the sum of two (α, β) -regularized superaccumulators can be done in parallel in constant time, with each carry going to at most an adjacent component and no further. There is a chance, of course that the sum of two superaccumulators indexed from 0 to k could result in a superaccumulator indexed from 0 to $k + 1$. But this causes no problems for us, since any mantissa can hold $\Omega(\log n)$ bits; hence, one additional superaccumulator component is sufficient for holding all the adjacent-component carries during the sum of n floating-point numbers.

An additional observation is that, since R is a power of two in our case, we can compute each W_i and C_i using simple operations involving the addition or subtraction of a power of two to a number, given P_i . Also, since we reserve an extra bit in each superaccumulator, computing P_i can be done without overflow in the standard floating-point representation of components.

Intuitively, each pair of consecutive superaccumulator components, y_i and y_{i+1} , “overlap” by one bit and each component has one additional sign bit. As an alternative to representing each y_i as a floating-point number, then, we could instead represent each number, y_i , using an integer representation, with an explicit overlap of one bit between each consecutive pair of numbers, y_i and y_{i+1} , being understood. This would allow us to save some space for what amounts to redundant exponents in the floating-point representations of the y_i ’s. For the sake of simplicity, however, we choose in this discussion to assume that each y_i is itself a floating-point number, with the understanding that our algorithms could be easily modified to work for the case that the numbers in Y are integers. In either case, the overlap between consecutive numbers in Y allows us to apply a lazy strategy for accumulating carry bits, without full propagation, which overcomes a shortcoming in previous representations.

One important comment is in order here. Namely, for the analysis in this paper, we are *not* assuming that the number, l , of bits allocated for floating-point exponents is a fixed constant; hence, our analysis does not assume that, for our floating-point numbers, the size of an equivalent fixed-point representation or superaccumulator for this number is a fixed constant.

Thus, for small numbers of arbitrary-precision floating-point numbers, it is possible that our (α, β) -regularized superaccumulators may waste space. To avoid these issues, we can represent numbers using a format we are calling a “sparse superaccumulator.” Given a superaccumulator,

$$Y = (y_k, y_{k-1}, \dots, y_0),$$

the *sparse superaccumulator* for Y is the vector,

$$Y' = (y_{i_j}, y_{i_{j-1}}, \dots, y_{i_0}),$$

consisting of all the *active* indices in Y , for $i_0 < i_1 < \dots < i_j$. We say that a index, i , in a superaccumulator is *active* if y_i is currently non-zero or has ever been non-zero in the past (when viewing a superaccumulator as an indexed data structure).

One possible parallel algorithm for summing two sparse superaccumulators, $Y' = (y_{i_{j_1}}, \dots, y_{i_0})$ and $Z' = (z_{i_{j_2}}, \dots, z_{i_0})$, is as follows. We first merge the active indices of Y' and Z' , and we then do a summation of corresponding terms (possibly with carries into adjacent components, as needed). Note, though, that we will not propagate carries, when we use (α, β) -regularized superaccumulators. Thus, an index in the sum is active if it was active in Y' or Z' or becomes non-zero as a result of the sum. This definition is somewhat related to the adaptive floating-point representation of Shewchuk [33], which introduces sparsity and adaptivity but only for vectors of non-overlapping floating-point numbers having arbitrary exponents, rather than exponents that are powers of the radix R , as in our sparse (α, β) -regularized superaccumulator representation.

Furthermore, given a sparse superaccumulator, Y' , and a parameter γ , we define the *γ -truncated sparse superaccumulator* for Y' to be the vector, Y'' , consisting of the first (most-significant) γ entries in Y' .

3 Our Fast PRAM Algorithm

The first PRAM algorithm we present is based on summing numbers represented using sparse (α, β) -regularized superaccumulators. Our method runs in $O(\log n)$ time using $O(n \log n)$ work in the EREW PRAM model, which is worst-case optimal. The details are as follows.

1. Build a binary summation tree, T , with $\lceil \log n \rceil$ depth, having each leaf i associated with a distinct floating-point number, x_i , in X . This step can be done in $O(\log n)$ time and $O(n)$ work.
2. In parallel, for each x_i , convert x_i into an equivalent (α, β) -regularized superaccumulator, x'_i . This step can be done in $O(1)$ time and $O(n)$ work, just by splitting each floating-point number into $O(1)$ numbers such that each has an exponent that is a multiple of R .
3. Perform a parallel merge-sort of the x'_i components, using their exponents as keys (not their mantissas). This creates a sorted list, $E(v)$, for each node in T , consisting of the exponents found in the subtree in T rooted at v , as well as links for each exponent, e in $E(v)$ to its predecessors in the lists for v 's children and its parent. This step can be done in $O(\log n)$ time using $O(n \log n)$ work [5,17] via the cascading divide-and-conquer technique [1], because the boundary exponents are known from the beginning.
4. Perform a parallel prefix computation to remove duplicate exponents in each $E(v)$. This step can be done in $O(\log n)$ time using $O(n \log n)$ work, since the total size of all the lists is $O(n \log n)$.

5. Using the links created in the previous step to match up corresponding components in constant-time per level, possibly adding new components that represent a carry bit moving into a component that was previously not included in the sparse representation, perform a bottom-up sparse superaccumulator summation in T . This results in a sparse superaccumulator representation of the sum being stored in the root of T . This step can be done in $O(\log n)$ time using $O(n \log n)$ work.
6. Convert the sparse (α, β) -regularized superaccumulator for the sum at the root of T into a non-overlapping superaccumulator that is $((R/2) - 1, (R/2) - 1)$ -regularized. This amounts to a signed carry-bit propagation operation, which can be done by a parallel prefix computation (based on a simple lookup table based on whether the input carry bit is a -1 , 0 , or 1). We leave the details to the interested reader. This step can be done in $O(\log n)$ time using $O(n)$ work.
7. Correctly round the non-overlapping superaccumulator from the previous step into a floating-point number. This step amounts to locating the most significant non-zero component of the superaccumulator and then combining that, as needed, with its neighboring components to create a floating-point number of the appropriate size, rounding the result based on the truncated bits. This step can be done in $O(\log n)$ time using $O(n)$ work.

This gives us the following.

Theorem 2 *Given n floating-point numbers, one can compute a faithfully-rounded representation of their sum in $O(\log n)$ time using $O(n \log n)$ work (i.e., n processors) in the EREW PRAM model. These time and processor bounds are worst-case optimal in the algebraic computation tree model.*

Proof: We have already established the upper bounds. For the lower bounds, we show that the set equality problem can be reduced to the floating-point summation problem in $O(1)$ time using n processors. Suppose, then, that we are given two sets of n positive numbers, C and D , and wish to determine if $C = D$. Let τ be the smallest power of two greater than $\log n$. For each element c_i in C , create the floating-point number, $(-1, 1, \tau c_i)$, which represents the number, $(-1) \times 2^{\tau c_i}$. Likewise, for each element d_i in D , create the floating-point number, $(1, 1, \tau d_i)$, which represents the number, $1 \times 2^{\tau d_i}$. We claim that $C = D$ if and only if the sum of these two sets of numbers is zero. Clearly, if $C = D$, then there is a one-to-one matching between equal elements in C and D ; hence, there is a matching for each floating-point number, $(-1, 1, \tau c_i)$, to a floating-point number, $(1, 1, \tau d_i)$, such that $c_i = d_i$. Therefore, the sum of all of these numbers is zero in this case. Suppose, for the “only if” case, that the sum of all these numbers is zero. Note that the exponent of any pair of floating-point numbers in our collection is either the same or differs by at least $\tau > \log n$. Thus, if two such numbers are different, they will remain different even if we multiply one of them by n . Therefore, the only way that the sum of all these numbers is zero is if each floating-point number, $(-1, 1, \tau c_i)$, in this collection, has a distinct associated floating-point number, $(1, 1, \tau d_i)$, in this collection, such that $c_i = d_i$. Therefore, if the sum of all these numbers is zero, then $C = D$. The lower-bounds follow, then, from the fact that summation is a binary operator and the set equality problem has an $\Omega(n \log n)$ lower bound in the algebraic computation tree model [2]. ■

To our knowledge, this is the first PRAM method that achieves $O(\log n)$ time and an amount of work that is worst-case optimal. We note, however, that the above lower bound holds only for floating-point representations where exponents are represented with $\Omega(\log n)$ bits.

4 Our Condition-Number Sensitive PRAM Algorithm

In our fast PRAM algorithm, we showed that it is possible to sum two sparse superaccumulators in $O(1)$ time using n processors in the EREW PRAM model, given a sorted merge of the exponents of the components of each superaccumulator. This result also gives us the following.

Lemma 3 *Given two truncated (α, β) -regularized sparse superaccumulators, Y_1 and Y_2 , of combined size m , we can compute the sum of Y_1 and Y_2 in $O(\log m)$ time using $O(m/\log m)$ processors in the EREW PRAM model.*

Proof: The algorithm follows from the method described above combined with an EREW PRAM method for merging two sorted lists. (E.g., see [21] for details on such computations.) ■

Given this tool, we now describe our condition-number sensitive parallel algorithm for summing the floating-point numbers in X in parallel. Our method runs in polylogarithmic time using $O(n \log C(X))$ work.⁹

We begin with a simplified version of our algorithm from the previous section. Initialize an $O(\log n)$ -depth summation tree, T , to have an element of X associated with each of its leaves. Convert each value, x_i , stored in a leaf to an equivalent sparse (α, β) -regularized superaccumulator. Perform a bottom-up parallel summation computation on T using the method of Lemma 3 to perform each pairwise summation of two sparse superaccumulators. We then complete the algorithm by a parallel prefix computation on the sparse superaccumulator for the root of T to propagate all the signed carry bits and we then convert this result to a floating-point number, as in the last two steps of our algorithm from the previous section. This simplified summation algorithm runs in $O(\log^2 n)$ time using $O(n \log n)$ work in the EREW PRAM model.

Given this template, our condition-number sensitive algorithm is as follows. Begin by setting $r = 2$. Then perform the above bottom-up parallel merge-and-sum algorithm, but do so using r -truncated sparse superaccumulators. Unlike our previous method, this one may cause lossy errors to occur, due to the restrictions to r -truncated sparse superaccumulators. So we utilize a test, which we call the “stopping condition,” to determine if the result is correct and we can stop. If the stopping condition is not satisfied, however, then we set $r \leftarrow r^2$ and repeat the computation. We continue this iteration until either the stopping condition is satisfied or we have increased r so high that the final sparse superaccumulator is no longer truncated.

Before we analyze this algorithm, let us first provide the details for some sufficient stopping conditions. Let y denote the summation value computed from our method after a given iteration, where the final truncated sparse superaccumulator is

$$Y = (y_{i_1}, y_{i_2}, \dots, y_{i_r}),$$

so that y_{i_r} is its least-significant component. Also, for the sake of simplicity, let us assume that y is positive; the method for the case when y is negative is similar. Let E_{i_r} denote the exponent for y_{i_r} and let

$$\epsilon_{\min} = \epsilon \times 2^{E_{i_r}},$$

where ϵ is the smallest mantissa that can possibly be represented in our chosen floating-point representation. Note that ϵ_{\min} is the smallest value that could be represented by y_{i_r} . A sufficient stopping condition, then, is to test whether or not

$$y = y \oplus n\epsilon_{\min} = y \oplus -n\epsilon_{\min}.$$

⁹Technically, we could have $C(X) = 1$; hence we could have $\log C(X) = 0$. As a notational convenience, therefore, we assume that the logarithms in our complexity bounds are defined to always have a minimum value of 1.

that is, the summation value, y , would be unchanged even after doing a floating-point addition or subtraction of n copies of a bound whose magnitude is larger than any value we truncated.

As a simplified alternative, which also works in our algorithms as a sufficient stopping condition, is to determine whether the exponent for the least significant bit in y is at least $\lceil \log n \rceil$ greater than E_{i_r} .

The reason that these tests are sufficient as stopping conditions is that when we are summing the n floating point numbers using truncated sparse superaccumulators, the largest magnitude that we can possibly truncate any summand is strictly less than ϵ_{\min} . The reason for this is that, by the definition of a truncated sparse superaccumulator, if y_{i_r} is included in our final truncated sparse superaccumulator, then y_{i_r} was not truncated by any partial sum. Thus, the maximum value of the sum of all the truncated values is at most

$$n\epsilon_{\min} \leq 2^{\lceil \log n \rceil} \epsilon_{\min}.$$

Interestingly, this algorithm gives us the following condition-number sensitive result.

Theorem 4 *Given a set, X , of n floating-point numbers, we can compute a faithfully-rounded representation of the sum of the numbers in X in time $O(\log^2 n \log \log \log C(X))$ using work that is $O(n \log C(X))$ in the EREW PRAM model, where $C(X)$ is the condition number for X .*

Proof: The correctness for our algorithm follows immediately from the above discussion, since we terminate when we are assured of a faithfully-rounded sum for the numbers in X . We claim that the number of iterations (each of which involves squaring the truncation parameter, r) is $O(\log C(X))$. To see that this claim is true, note that

$$\log C(X) = \log \left(\sum_{i=1}^n |x_i| \right) - \log \left(\left| \sum_{i=1}^n x_i \right| \right).$$

Thus, if we represented the values, $X_1 = \sum |x_i|$ and $X_2 = \left| \sum x_i \right|$, using exact fixed-point representations, then $\log C(X)$ is proportional to the difference, δ , between the bit-position of the most significant 1-bit in the representation of X_1 and the bit-position of the most significant 1-bit in the representation of X_2 . Our algorithm must therefore perform a sufficient number of iterations so that the number of bits in our truncated sparse superaccumulator for the sum is at least δ . This indeed occurs in our algorithm and, furthermore, note that our algorithm will terminate when the number of bits in our truncated sparse superaccumulator for the sum is $\Theta(\delta + \log n)$. That is, our algorithm terminates when r is $O(\log C(X))$, since we assume that floating-point numbers in our representation contain $\Omega(\log n)$ bits. Since we square r in each iteration, this implies the claimed running-time and work bounds for our parallel algorithm, since we require $O(\log \log \log C(X))$ squarings to get r to be large enough and the total work involved is a geometric summation that adds up to $O(n \log C(X))$. ■

Thus, for the vast majority of inputs, which have constant-bounded condition numbers, our algorithm uses a linear amount of work and runs in $O(\log^2 n)$ parallel time. That is, implemented as a sequential algorithm, our method would match the linear running time of the inherently sequential method of adding n numbers, one at a time to a superaccumulator.

5 External-Memory Algorithms

In this section, we describe our efficient algorithms for summing n floating-point numbers in the external-memory model [36].

Suppose we are given a set X of n floating-point numbers. Our sorting-based external-memory algorithm is as follows.

1. Convert each floating-point number to an (α, β) -regularized sparse superaccumulator. This can be done with a single scan over the input, using $O(\text{scan}(n))$ I/Os.
2. Sort the components of all the sparse superaccumulators constructed in the previous step independently by their exponents. This step clearly takes $O(\text{sort}(n))$ I/Os.
3. Scan the sorted list of superaccumulator components, while maintaining a (α, β) -regularized sparse superaccumulator, S , to hold the sum. With each component, $y_{i,j}$, we add $y_{i,j}$ to S , using a localized version of the algorithm for summing two superaccumulators. Note that we do not need to store all of S in internal memory to implement this step, however, since we are processing the components in order by their exponents. Instead, we just need to keep a hot-swap buffer of S that includes the current exponent, swapping out blocks to external memory as they become full. Moreover, since summing two (α, β) -regularized superaccumulators is a carry-free operation, we don't need to worry about extra I/Os that would have otherwise been caused by carry-bit propagation. Thus, we can implement this step in $O(\text{scan}(n))$ I/Os.
4. Given the computed superaccumulator, S , which now holds the exact sum of the n floating-point numbers, perform a back-to-front scan of S to propagate signed carry bits, to convert S into a non-overlapping $((R/2) - 1, (R/2) - 1)$ -regularized sparse superaccumulator. This step clearly requires $O(\text{scan}(n))$ I/Os.
5. Given a non-overlapping superaccumulator for the sum, we round the most significant non-zero components to produce a correctly rounded floating-point number for the sum of the n floating-point numbers in X .

This gives us the following.

Theorem 5 *Given n floating-point numbers, we can compute a correctly-rounded floating-point representation of their sum using $O(\text{sort}(n))$ I/Os in the external-memory model, in a cache-oblivious manner.*

Proof: We have already established the performance bounds. To establish that this algorithm can be performed in a cache-oblivious manner, we note that every step involves simple scans over lists of numbers, except for a sorting step, which itself can be done cache obliviously [13]. ■

The critical step in the above external-memory algorithm, of course, is the scan to add each floating-point component to our superaccumulator. Since these components were sorted by their exponents and our superaccumulator representation is carry-free, we need only keep a “sliding window” of $O(1)$ blocks of our superaccumulator in memory as we perform this scan. Moreover, such a scan is cache-oblivious given any reasonable page eviction strategy.

If the size of our superaccumulator, $\sigma(n)$, is less than the size of internal memory, M , however, then we can utilize an even simpler algorithm. Namely, we can simply keep our entire superaccumulator stored in internal memory and process the floating-point components in any order to add each one to the superaccumulator. This observation leads to the following, then.

Theorem 6 *Given n floating-point numbers, we can compute a correctly-rounded floating-point representation of their sum using $O(\text{scan}(n))$ I/Os in the external-memory model, in a cache-oblivious manner, if $\sigma(n) \leq M$.*

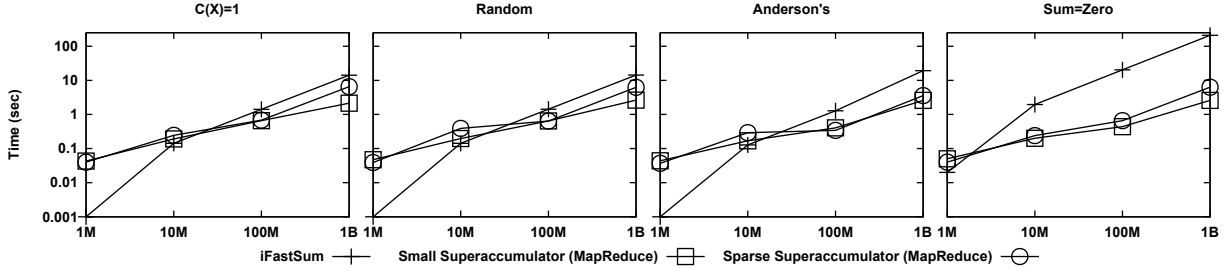


Figure 1: Total running time as the input size increases from 1 million to 1 billion numbers

6 Simple MapReduce Algorithms

In this section, we present a simple MapReduce [7, 16, 24] algorithm for summing n floating-point numbers. We also report on an experimental evaluation, where we assume that the input is already loaded in a Hadoop Distributed File System (HDFS) where the input is partitioned into 128 MB blocks which are stored on the local disks of cluster nodes. Our algorithm is based on a single-round of MapReduce which takes as input a collection of floating point numbers, and produces a single floating point number that represents the correctly-rounded sum of all input numbers. In this section, we first give a high level overview of our MapReduce algorithm. Then, we describe an implementation of that algorithm using Spark [38]. Finally, we give experimental results of our implementation using large scale data.

6.1 Overview

Our MapReduce algorithm runs as a single MapReduce job as detailed below.

- **Map:** for each x_i , map x_i to $(r(x_i), x_i)$, where $r(x_i)$ returns an integer in the range $[1, p]$ that represents one of the available p reducers. We can simply use a random function r , which assigns each input record to a randomly chosen reducer. The function r can also be defined based on domain knowledge of X with the goal of balancing the load across the p reducers. For example, if p is $o(n)$, then this function assigns roughly $O(n/p)$ values for each reducer.
- **Reduce:** In the reduce phase, each reducer r_i , $i \in [1, p]$, sums up all the assigned numbers using the sequential algorithm described earlier in Section 3. The output of the reduce function is one sparse superaccumulator that represents the exact sum of the floating-point numbers assigned to r_i . After that, each reducer writes the resulting sparse superaccumulator to the output.
- **Post-process:** In this final step, a single machine reads back the p sparse superaccumulators produced by the p reducers and performs a final step of the sparse superaccumulator addition algorithm to add all of them into one final sparse superaccumulator. Finally, the resulting sparse superaccumulator is converted to a correctly-rounded floating point value which is written to the output as the final answer.

6.2 Implementation

We implemented the MapReduce algorithm described above using Spark [38], a modern distributed processing framework. This implementation is open source and available at <https://github.com/aseldawy/sumn>.

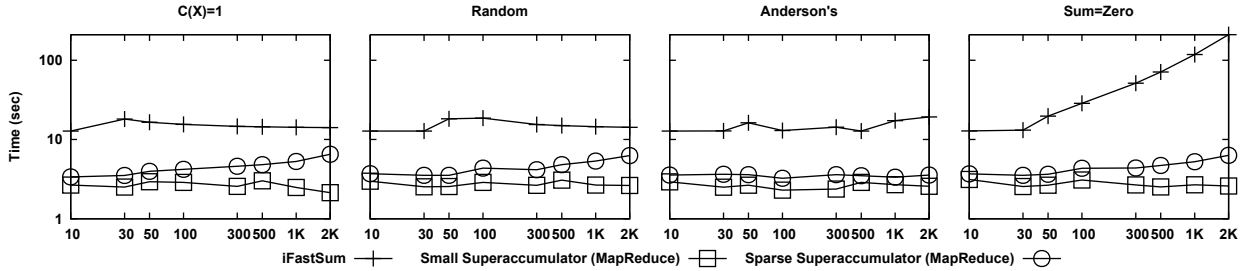


Figure 2: Total running time as the parameter δ increases from 10 to 2000

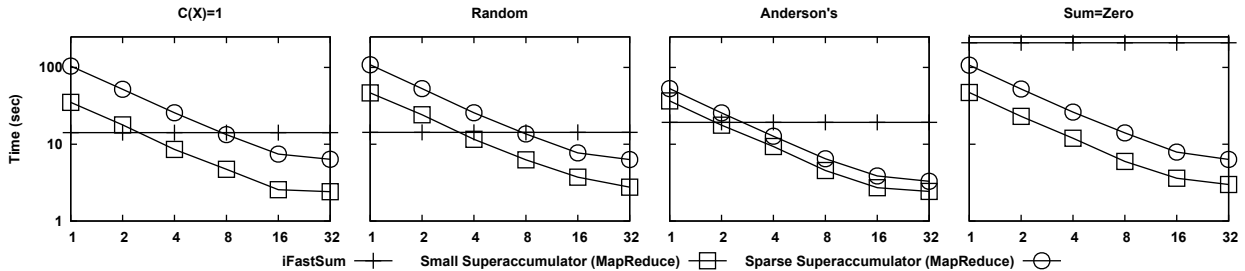


Figure 3: Total running time as the cluster size increases from 1 to 32 cores

We begin by loading the input from disk into the distributed memory of the cluster nodes. In this step, each machine loads the HDFS blocks that are physically stored on its local disk. Then, each machine applies a *combine* function on each block, which uses the sequential algorithm described in Section 3 to sum all numbers in each partition into one sparse superaccumulator. The goal of the combine step is to reduce the size of the data that need to be shuffled between mappers and reducers. The output of the combine function is a single key-value pair where the key is a random integer in the range $[1, p]$, and the value is the sparse superaccumulator. Then, the shuffle phase groups key-value pairs by the reducer number and assigns each group to one reducer. After that, each reducer sums up all the assigned sparse superaccumulators into one sparse superaccumulator and writes it to the intermediate output. Finally, the postprocess phase runs on the driver machine that issued the MapReduce job and it combines all sparse superaccumulators into one and writes the correctly-rounded floating point value as the final result.

6.3 Experimental Results

To test our MapReduce implementations, we carried out an experimental evaluation of the proposed MapReduce algorithm on large datasets of up to one billion numbers. The input datasets were randomly generated using four different distributions as described in [39]:

1. A set of randomly generated *positive* numbers which results in a condition number $C(X) = 1$.
2. A mix of positive and negative numbers generated uniformly at random.
3. Anderson's-ill conditioned data where a set of random numbers are generated, and then their arithmetic mean is subtracted from each number.
4. A set of numbers with real sum equal to zero.

In the four datasets, the parameter δ defines an upper bound for the range of exponents of input numbers.

We used Apache Spark 1.6.0 running on Ubuntu 14.04 and OpenJDK 1.7.0_91. For experimental repeatability, we ran all our experiments on Amazon EC2 using an instance of type ‘r3.8xlarge’ which has 32 cores and 244 GB of main memory running on Intel Xeon E5-2670 v2 processors [37]. We used the 32 cores to run a local cluster of 32 worker nodes inside that machine. We ran the experiments using three algorithms and measured the end-to-end running time of each one:

1. Our proposed MapReduce algorithm that uses sparse superaccumulators.
2. A variation of our MapReduce algorithm that uses small superaccumulators [30] instead of sparse superaccumulators.
3. The state-of-the-art sequential iFastSum algorithm [40].

For the latter algorithm, we used the original C++ implementation provided by Zhu and Hayes [40], compiled using gcc 4.8.4. For all the techniques, we first generated a dataset using the random generator provided in [40] and stored it to disk. Then, we processed the same generated dataset with each algorithm one after another. We ignored the disk I/O time and focused only on the processing time. If we take the disk I/O into account, all MapReduce algorithms will be much faster due to the distributed nature of Hadoop Distributed File System (HDFS) where the machines load data in parallel from multiple disks.

Figure 1 shows the overall running time of the three algorithms as the input size increases from 1 million to 1 billion numbers, while the value of δ is fixed at 2000. In general, iFastSum is faster for processing small datasets with less than 10 million records. However, as the size of the data increases, both MapReduce implementations outperform the sequential iFastSum algorithm with up to 80x speedup. This shows a great potential for MapReduce algorithms in the problem of summing a huge array of floating point numbers. We observe that the implementation that uses small superaccumulator is slightly faster than the one that uses sparse superaccumulator. The reason for this is that each sparse superaccumulator runs on a single core, which does not allow it to realize the theoretical limit of doing $O(p)$ work in $O(1)$ time using p processors. In the future, we could investigate the use of single-instruction multiple-data (SIMD) features to achieve a higher level of parallelism. Another possibility is to use GPU processing units which can achieve massive parallelization with thousands of threads on a single chip. We believe that there is a huge potential in these two options as the design of sparse superaccumulator lends itself to these two types of parallelization where the same instruction is repeated for every index in the superaccumulator.

Figure 2 shows the running time when the parameter δ increases from 10 to 2000. Notice that the maximum possible value for δ is 2046 for double-precision floating point numbers. As the input size is 1 billion, we observe that the two MapReduce algorithms consistently outperform the sequential iFastSum algorithm. We also observe that the running time of the sparse superaccumulator algorithm slightly increases as the value of δ increases. This behavior is expected, because the increased value of δ makes the superaccumulator less sparse as the number of non-zero (active) indices increases. The only exception is with dataset No. 3, as the subtraction of the mean causes the range of exponents to decrease to about 15 even if the original δ is very large. Similar to the behavior in its original paper [39], the running time of iFastSum with dataset No. 4 increases with the value of δ . Interestingly, the small superaccumulator keeps a consistent performance regardless of the value of δ .

Figure 3 shows the end-to-end running time as the cluster size increases from 1 to 32 cores. The performance of iFastSum stays constant as it runs only on a single core. The results of this

experiment shows a perfect scalability for our MapReduce algorithm, where the performance scales linearly with number of machines. The performance starts to saturate as the cluster size increases from 16 to 32 cores because the underlying processor *virtually* increases the number of running threads using the hyper-threading feature. For a small cluster with a few cores, iFastSum is faster, as it is highly tuned for sequential processing while Spark incurs extra overhead for the other algorithms. As the number of cores increases, the parallelization of MapReduce algorithms allows them to outperform iFastSum in all experimented datasets. However, the crossover point changes from one dataset to another. For example, since dataset No. 4 is the worst case for iFastSum, sparse superaccumulator proves to be faster even on a single core.

7 Conclusion

In this paper, we have given a number of efficient parallel algorithms for computing a faithfully rounded floating-point representation of the sum of n floating-point numbers. Our algorithms are designed for a number of parallel models, including the PRAM, external-memory, and MapReduce models. The primary design paradigm of our methods is that of converting the input values to an intermediate representation, called a sparse superaccumulator, summing the values exactly in this representation, and then converting this exact sum to a faithfully-rounded floating-point representation. We are able to achieve significant parallelization by utilizing a novel intermediate floating-point superaccumulator representation that is carry-free. Our experimental evaluation shows that our MapReduce algorithm can achieve up to 80X performance speedup as compared to the state-of-the-art sequential algorithm. The MapReduce algorithm yields linear scalability with both the input dataset and number of cores in the cluster.

Acknowledgments

This research was supported in part by the National Science Foundation under grant 1228639, and an AWS in Education Grant. We would like to thank Wayne Hayes for several helpful discussions concerning the topics of this paper.

References

- [1] M. J. Atallah et al. Cascading divide-and-conquer: A technique for designing parallel algorithms. *SICOMP*, pages 499–532, 1989.
- [2] M. Ben-Or. Lower bounds for algebraic computation trees. In *STOC*, pages 80–86, 1983.
- [3] E. O. Brigham. *The Fast Fourier Transform and Its Applications*. Prentice-Hall, Inc., 1988.
- [4] C. Burnikel et al. Exact Geometric Computation in LEDA. In *SoCG*, pages 418–419, 1995.
- [5] R. Cole. Parallel merge sort. *SICOMP*, 17(4):770–785, 1988.
- [6] S. Collange et al. A Reproducible Accurate Summation Algorithm for High-Performance Computing. In *Proceedings of the SIAM EX14 workshop*, 2014.
- [7] J. Dean and S. Ghemawat. MapReduce: Simplified data processing on large clusters. *Commun. ACM*, 51(1):107–113, Jan. 2008.
- [8] T. Dekker. A floating-point technique for extending the available precision. *Numerische Mathematik*, pages 224–242, 1971.
- [9] J. Demmel and Y. Hida. Accurate and efficient floating point summation. *SIAM Journal on Scientific Computing*, 25(4):1214–1248, 2004.

- [10] J. Demmel and Y. Hida. Fast and accurate floating point summation with application to computational geometry. *Numerical Algorithms*, 37(1-4):101–112, 2004.
- [11] J. Demmel and H. D. Nguyen. Parallel reproducible summation. *IEEE TC*, 64(7):2060–2070, July 2015.
- [12] L. Fousse et al. MPFR: A multiple-precision binary floating-point library with correct rounding. *TOMS*, June 2007.
- [13] M. Frigo et al. Cache-oblivious algorithms. In *FOCS*, pages 285–297, 1999.
- [14] GMPLib. GMP: the GNU multiple precision arithmetic library. <https://gmp.lib.org/>. Accessed 2015-12-16.
- [15] D. Goldberg. What every computer scientist should know about floating-point arithmetic. *CSUR*, pages 5–48, Mar. 1991.
- [16] M. T. Goodrich et al. Sorting, searching, and simulation in the MapReduce framework. In *Int. Symp. on Algorithms and Computation (ISAAC)*, volume 7074 of *LNCS*, pages 374–383, 2011.
- [17] M. T. Goodrich and S. R. Kosaraju. Sorting on a parallel pointer machine with applications to set expression evaluation. *J. ACM*, 43(2):331–361, Mar. 1996.
- [18] M. T. Goodrich and R. Tamassia. *Algorithm Design and Applications*. Wiley Publishing, 2014.
- [19] G. Hanrot, V. Lefèvre, P. Pélissier, P. Théveny, and P. Zimmermann. The GNU MPFR library. <http://www.mpfr.org/>. Accessed 2015-12-16.
- [20] M. Isenburg, P. Lindstrom, and J. Snoeyink. Lossless compression of predicted floating-point geometry. *Computer-Aided Design*, pages 869–877, 2005.
- [21] J. JáJá. *An Introduction to Parallel Algorithms*. Addison-Wesley, 1992.
- [22] E. Kadric, P. Gurniak, and A. DeHon. Accurate parallel floating-point accumulation. In *21st IEEE Symp. on Computer Arithmetic (ARITH)*, pages 153–162, April 2013.
- [23] M.-Y. Kao and J. Wang. Linear-time approximation algorithms for computing numerical summation with provably small errors. *SISC*, pages 1568–1576, 2000.
- [24] H. Karloff, S. Suri, and S. Vassilvitskii. A model of computation for mapreduce. In *21st ACM-SIAM Symp. on Discrete Algorithms (SODA)*, pages 938–948, 2010.
- [25] D. E. Knuth. *The Art of Computer Programming, Volume 2 (3rd Ed.): Seminumerical Algorithms*. Addison-Wesley, Boston, MA, USA, 1997.
- [26] U. W. Kulisch and W. L. Miranker. The arithmetic of the digital computer: A new approach. *SIAM Review*, 28(1):1–40, 1986.
- [27] A. Lacroix and F. Hartwig. Distribution densities of the mantissa and exponent of floating point numbers. In *ISCAS*, pages 1792–1795, May 1992.
- [28] H. Leuprecht and W. Oberaigner. Parallel algorithms for the rounding exact summation of floating point numbers. *Computing*, 28(2):89–104, 1982.
- [29] M. A. Malcolm. On accurate floating-point summation. *Commun. ACM*, 14(11):731–736, Nov. 1971.
- [30] R. M. Neal. Fast exact summation using small and large superaccumulators. *arXiv ePrint*, abs/1505.05571, 2015.
- [31] B. Parhami. Generalized signed-digit number systems: a unifying framework for redundant number representations. *IEEE TC*, 39(1):89–98, Jan 1990.
- [32] D. Priest. Algorithms for arbitrary precision floating point arithmetic. In *10th IEEE Symp. on Computer Arithmetic (ARITH)*, pages 132–143, Jun 1991.

- [33] J. Richard Shewchuk. Adaptive precision floating-point arithmetic and fast robust geometric predicates. *Discrete & Computational Geometry*, 18(3):305–363, 1997.
- [34] S. M. Rump, T. Ogita, and S. Oishi. Accurate floating-point summation part i: Faithful rounding. *SIAM Journal on Scientific Computing*, 31(1):189–224, 2008.
- [35] M. Tammila. Apfloat for Java. http://www.apfloat.org/apfloat_java/. Accessed 2015-12-16.
- [36] J. S. Vitter. Algorithms and data structures for external memory. *TnTCS*, pages 305–474, Jan. 2008.
- [37] Intel Xeon Processor E5-2670 v2. <http://ark.intel.com/products/75275>.
- [38] M. Zaharia et al. Spark: Cluster Computing with Working Sets. In *HotCloud*, 2010.
- [39] Y.-K. Zhu and W. B. Hayes. Correct rounding and a hybrid approach to exact floating-point summation. *SIAM Journal on Scientific Computing*, 31(4):2981–3001, 2009.
- [40] Y.-K. Zhu and W. B. Hayes. Algorithm 908: Online Exact Summation of Floating-Point Streams. *TOMS*, pages 1–13, 2010.