

UCLA
Contemporary Music Score Collection

Title

Sketches

Permalink

<https://escholarship.org/uc/item/1gz0459t>

Author

Khorassani, Nasim

Publication Date

2020

Sketches

for No Exit New Music Ensemble

by **Nasim Khorassani**
2018

Instrumentation:

Alto Flute (transposed score and part) and C-Flute

Clarinet in A (transposed score and part)

Percussion:

Tam-Tam

Marimba

Suspended Cymbal

Crotales

(additional items: a superball mallet, a cello bow, 2 brushes)

Piano (additional items: a soft percussion brush, a soft mallet, a drum stick)

Violin

Viola

Cello

Program Note:

Sketches refers to the visual interpretation of the sound, or the audio interpretation of the visual textures. I hear the sounds, then I picture them, then I get more musical ideas from those pictures and turn them into music. So, it is a circular process. This process can also start from images, turning into sound, then graphic sketches, and finally into the music. There is always a visual aspect in my music.

Sketches has seven sections in connection with seven photos, illustrating various abstract sonic textures. These photos are my timbral expressions, each presenting its own timbre, while they are formally connected together. The visual texture modulates from the first photo gradually to the last one, respectively; dots, rough, plain, and smooth.

For the performance, some sections require a brief preparation, so it is recommended to consider about 5 second pause in advance of each section. It is also suggested to project the photos briefly during those moments. Therefore, each photo will be shown before its section for about 5 seconds.

Section 1



Sketches

for No Exit New Music Ensemble

Nasim Khorassani

① Focus on the texture of the photo ♩ = 58 - 60
Alto Flute

Flute

Clarinet in A

Percussion

Piano

Violin

Viola

Cello

Flutter

mf

Tam-Tam

Very deep sound

let it ring

mp

Strongly pick a string in high register inside the piano.

ffff

ff

Ped. until it fades out

Con sord.

pp

ffpp

Con sord.

pp

ffpp

Con sord.

pp

ffpp

Fl. ² *p* *ppp* *pp*

A Cl. ⁹ *ppp* *pp*

Marimba
Cloudy
Perc. ² *ppp*

Vln. ² *ffpp*

Vla. Move to S.P. Ord. *ff* *ffpp*

Vc. Move to S.P. Ord. *ff* *ffpp*

Detailed description: This page of a musical score, titled 'Sketches', contains six staves. The top three staves are for Flute (Fl.), Alto Clarinet (A Cl.), and Percussion (Perc.). The bottom three staves are for Violin (Vln.), Viola (Vla.), and Violoncello (Vc.). The Flute part begins with a dynamic of *p* and features a melodic line with a fermata and a nine-measure phrase marked *ppp* and *pp*. The Alto Clarinet part has a similar nine-measure phrase marked *ppp* and *pp*. The Percussion part is labeled 'Marimba Cloudy' and features a *ppp* dynamic with a sustained sound effect. The Violin part has a *ffpp* dynamic. The Viola and Violoncello parts both have dynamics of *ff* and *ffpp*, with instructions to 'Move to S.P.' and 'Ord.'.

Fl. ³ ⁹ ⁹ *ppp*

A Cl. ⁹ ⁹ *ppp*

Perc. ³ Tam-Tam

Pno. ³ ⁸ ⁸ *p* *mp* Ord. *ffff*
Ped. until it fades out

Pick strings inside the piano using a pen.
Pitches are recommended but not dictated.

Vln. ³ *ffpp*

Vla. Move to S.P Ord. *ffpp*

Vc. Move to S.P Ord. *ffpp*

4 Flutter
Fl. *f*

Multiphonic 3 Ord.
A Cl. *n* *f* *n*

4 Very deep sound Let it ring.
Perc. *p* *ppp*
Marimba Cloudy

4
Vln.

Vla.

Vc.

Detailed description: This page of a musical score, titled 'Sketches', contains six staves. The Flute (Fl.) staff begins with a 'Flutter' instruction and a dynamic marking of *f*. The Alto Clarinet (A Cl.) staff features a triplet of notes labeled 'Multiphonic' and a dynamic marking of *n*, followed by a crescendo to *f* and then a decrescendo back to *n*. The Percussion (Perc.) staff starts with a 'Very deep sound' instruction and a dynamic marking of *p*, followed by a 'Let it ring.' instruction and a dynamic marking of *ppp*. A 'Marimba Cloudy' section is indicated by a bracket. The Violin (Vln.), Viola (Vla.), and Violoncello (Vc.) staves contain dense, rhythmic patterns with various articulations and dynamics.

5

Perc.

5

Pno.

8

5

Vln.

Vla.

Vc.

accelerated glissando inside the piano
Dashed lines indicate the glissando to be as continuous as possible
using fingertips

Ped. until it fades out *as f* as possible

Detailed description: This page contains a musical score for five instruments: Percussion, Piano, Violin, Viola, and Violoncello. The Percussion part (top staff) features a continuous eighth-note pattern in the treble clef, starting at measure 5. The Piano part (middle staves) shows a glissando in both hands, with dashed lines indicating the path of the notes. The Violin part (fourth staff) has a continuous eighth-note pattern in the treble clef. The Viola part (fifth staff) has a continuous eighth-note pattern in the alto clef. The Violoncello part (bottom staff) has a continuous eighth-note pattern in the bass clef. Performance instructions include 'accelerated glissando inside the piano' and 'Dashed lines indicate the glissando to be as continuous as possible using fingertips' for the piano part, and '*Ped.* until it fades out *as f* as possible' for the piano part.

6

Fl.

A Cl.

Multiphonic

Ord.

n *f* *n* *ppp*

ppp

6

Vln.

Vla.

Vc.

legato as much as possible

Detailed description: This page of a musical score, titled 'Sketches', contains five staves. The top two staves are for Flute (Fl.) and Alto Clarinet (A Cl.). The Flute staff begins with a measure number '6' and contains a single note with a long, sweeping slur underneath it. The Alto Clarinet staff also begins with a measure number '6' and contains a triplet of notes followed by a single note, with a long slur underneath. Dynamic markings include *n*, *f*, *n*, and *ppp*. The word 'Multiphonic' is written above the first two notes, and 'Ord.' is written above the third note. The bottom three staves are for Violin (Vln.), Viola (Vla.), and Violoncello (Vc.). The Violin and Viola staves begin with a measure number '6' and contain continuous sixteenth-note passages with long slurs underneath. The Violoncello staff begins with a measure number '6' and contains a few notes with a long slur underneath. The instruction 'legato as much as possible' is written above the first note of the Violoncello staff.

7

Fl.

9

pp

ppp

A Cl.

9

pp

ppp

7

Vln.

Vla.

Vc.

6

Detailed description: This page of a musical score, titled 'Sketches', is page 9. It features five staves: Flute (Fl.), Alto Clarinet (A Cl.), Violin (Vln.), Viola (Vla.), and Violoncello (Vc.). The Flute and Alto Clarinet parts begin at measure 7 and consist of rapid sixteenth-note passages. The Flute part has three measures of music, each marked with a '9' above the staff, and dynamic markings of *pp* and *ppp*. The Alto Clarinet part has two measures of music, each marked with a '9' above the staff, and dynamic markings of *pp* and *ppp*. The Violin and Viola parts also begin at measure 7 and consist of rapid sixteenth-note passages. The Violoncello part begins at measure 7 with a single note (G2) and a fermata. The score is written in treble clef for Flute and Alto Clarinet, and bass clef for Violin, Viola, and Violoncello.

8 Fl.

8 A Cl.

8 Perc. **Marimba**

8 Ordinary Pno. *fff*

Ped. until it fades out

8 Vln. *ppp*

Vla. *ppp*

Vc. *Swan effect*

Detailed description: This page of a musical score, titled 'Sketches', contains seven staves. The Flute (Fl.) and Clarinet in A (A Cl.) staves begin at measure 8 with a single note, which then transitions into a melodic line starting at measure 9. The Percussion (Perc.) staff features a Marimba part starting at measure 8 with a rhythmic pattern of eighth notes. The Piano (Pno.) part, consisting of two staves, starts at measure 8 with a chordal texture marked *fff* and includes a pedal instruction: *Ped. until it fades out*. The Violin (Vln.) and Viola (Vla.) staves begin at measure 8 with a single note marked *ppp*. The Violoncello (Vc.) staff starts at measure 8 with a single note and concludes with a 'Swan effect' indicated by a long, upward-sloping line.

Fl. *9*

A Cl. *9*

Perc. *9*

Vln. *pp*

Vla. *pp*

Vc. *f* *pp*

Detailed description: This page contains a musical score for six instruments: Flute (Fl.), Alto Clarinet (A Cl.), Percussion (Perc.), Violin (Vln.), Viola (Vla.), and Violoncello (Vc.). The Flute part features a melodic line with a fermata over the final note, marked with a '9' above the staff. The Alto Clarinet and Percussion parts play a rhythmic pattern of eighth notes, also marked with a '9'. The Violin part plays a melodic line with a fermata, marked with a '9' and 'pp'. The Viola part plays a rhythmic pattern of eighth notes, marked with a '9' and 'pp'. The Violoncello part starts with a fermata marked 'f' and then plays a melodic line with a fermata marked 'pp'. The score is written in treble clef for Flute, Alto Clarinet, and Violin, and bass clef for Viola and Violoncello. The Percussion part is written in a simplified notation.

This musical score page, titled "Sketches" and numbered "12", features six staves for different instruments. The Flute (Fl.), Alto Clarinet (A Cl.), and Violin (Vln.) staves begin at measure 10, marked with a "10" above the staff. Each of these three staves contains four measures of music, with a "9" above each measure. The Alto Clarinet staff includes a flat symbol (b) on the first note of the first measure. The Percussion (Perc.) staff also begins at measure 10 and contains four measures of music. The Viola (Vla.) staff begins at measure 10 and contains four measures of music. The Violoncello (Vc.) staff begins at measure 10 and contains four measures of music. The music is written in treble clef for Flute, Alto Clarinet, and Violin, and in bass clef for Viola and Violoncello. The Percussion staff uses a standard treble clef. The notation consists of eighth notes, with some measures containing beamed eighth notes. Brackets are used to group the notes in each measure across all staves.

Fl. *9*

A Cl. *9*

Perc. *9*

Pno. *II*

accelerated glissando inside the piano using fingertips

Ped. until it fades out *as f as possible*

Vln. *II* *0 0 0*

Vla. *0 0 0*

Vc. *0 0 0*

Detailed description: This page of a musical score, titled 'Sketches', is page 13. It features seven staves for different instruments: Flute (Fl.), Alto Clarinet (A Cl.), Percussion (Perc.), Piano (Pno.), Violin (Vln.), Viola (Vla.), and Violoncello (Vc.). The Flute, Alto Clarinet, and Percussion parts consist of continuous eighth-note patterns, each marked with a dynamic of *9*. The Piano part features a glissando effect, with a note in the right hand and a corresponding note in the left hand, both marked with a dynamic of *II*. A dashed line indicates the glissando, and a note above it is marked *as f as possible*. The Violin, Viola, and Violoncello parts consist of continuous eighth-note patterns, each marked with a dynamic of *II*. The Violoncello part also includes a *Ped. until it fades out* instruction. The score is written in a sketchy style, with some notes and dynamics appearing as if they were quickly written down.

12 **C- Flute**

Fl.

A Cl.

Vln.

Vla.

Vc.

The image shows a page of musical sketches for five instruments: Flute (Fl.), Clarinet (A Cl.), Violin (Vln.), Viola (Vla.), and Violoncello (Vc.). The page is numbered 14 and titled "Sketches".

- Flute (Fl.):** The staff is mostly blank, with a few notes and a fermata-like symbol at the beginning. A "12" is written above the staff.
- Clarinet (A Cl.):** The staff is mostly blank, with a few notes and a fermata-like symbol at the beginning.
- Violin (Vln.):** The staff contains a complex rhythmic pattern of eighth notes, with fingerings indicated by "9" and "0".
- Viola (Vla.):** The staff contains a complex rhythmic pattern of eighth notes, with fingerings indicated by "0" and "9".
- Violoncello (Vc.):** The staff contains a complex rhythmic pattern of eighth notes, with fingerings indicated by "0".

13

Fl.

A Cl.

Perc.

Vln.

Vla.

Vc.

Multiphonic

Suspended Cymbal

arco

mf *dim.*

ppp

ppp

ppp

Detailed description: This page of a musical score, titled 'Sketches', is page 15. It features six staves: Flute (Fl.), Alto Clarinet (A Cl.), Percussion (Perc.), Violin (Vln.), Viola (Vla.), and Violoncello (Vc.). The Flute staff begins with a measure marked '13' and contains a long, sustained note with a hairpin crescendo. The Alto Clarinet staff also starts at measure 13, with a long note that is marked 'Multiphonic' and has a dynamic of *mf* with a *dim.* hairpin. The Percussion staff shows a 'Suspended Cymbal' at measure 13, followed by a single note marked *pp* and the instruction 'arco'. The Violin, Viola, and Violoncello staves all begin at measure 13 with a series of notes, each marked *ppp*. The Violin and Viola parts include fingering numbers (9 and 0) above the notes. The Violoncello part includes fingering numbers (0) above the notes. The bottom of the page is partially cut off.

14 *Multiphonic* *mf* *ppp* *Ord.*

Fl.

A Cl. *Ord.* *ppp*

Perc. 14 *Let it ring.*


Vln. 14 *Senza sord.*
No Bow
Hold the instrument like a cello.

Vla. *Senza sord.*
No Bow
Hold the instrument like a cello.

Vc. *Senza sord.*
No Bow

Detailed description: This is a musical score for six instruments: Flute (Fl.), Alto Clarinet (A Cl.), Percussion (Perc.), Violin (Vln.), Viola (Vla.), and Cello (Vc.). The score is divided into two systems. The first system covers measures 14 to 15. The Flute part starts with a *Multiphonic* effect at measure 14, marked *mf*, which transitions to a *Ord.* (Ordinary) sound at measure 15, marked *ppp*. The Alto Clarinet part also starts at measure 14 with a *ppp* dynamic and a *Ord.* instruction. The Percussion part has a single note at measure 14 with the instruction *Let it ring.* The second system covers measures 16 to 17. The Violin, Viola, and Cello parts all have long, sustained notes. The Violin and Viola parts are marked *Senza sord.* (Senza sordina), *No Bow*, and *Hold the instrument like a cello.* The Cello part is marked *Senza sord.* and *No Bow*.


Section 2




Alto Flute

Key Clicks, random pitches

②


Fl.  *>*
as f as possible

A Cl.  *>*
as f as possible

Suspended Cymbal

Brush circularly

Let it ring.

Perc.  *p*

No Bow Hold the instrument like a cello.

Strong pizzicato with the right hand, similar to Bartok. Play guitar-like using four fingers.

Hold the instrument fisting with the left hand covering the strings, so that the strings will be muted by the four fingers.

Vln.  *>*
mf

No Bow Hold the instrument like a cello.


Strong pizzicato with the right hand, similar to Bartok. Play guitar-like using four fingers.

Hold the instrument fisting with the left hand covering the strings, so that the strings will be muted by the four fingers.

Vla.  *>*
mf

No Bow Strong pizzicato with the right hand, similar to Bartok. Play guitar-like using four fingers.

Hold the instrument fisting with the left hand covering the strings, so that the strings will be muted by the four fingers.

Vc.  *>*
mf

This musical score page, titled "Sketches" and numbered "19", features six staves for different instruments. The Flute (Fl.) and Clarinet in A (A Cl.) staves at the top show rhythmic patterns of sixteenth notes. The Percussion (Perc.) staff below them contains a single note with a long, horizontal slur above it, indicating a sustained sound. The Violin (Vln.), Viola (Vla.), and Violoncello (Vc.) staves at the bottom play a complex, multi-measure rhythmic pattern, with the number "9" written above the first measure of each staff. The notation includes various note values, rests, and slurs, typical of a musical sketch.

18

Fl.

A Cl.

Perc.

Vln.

Vla.

Vc.

Slap tongue, as *f* as possible

mp

9

9

9

9

Detailed description: This page of a musical score, titled 'Sketches', contains six staves. The top two staves are for Flute (Fl.) and Alto Clarinet (A Cl.), both starting at measure 18 with dense, multi-measure rests. The Percussion (Perc.) staff shows a rest until measure 21, followed by a single note with a slur and a *mp* dynamic marking. The bottom three staves are for Violin (Vln.), Viola (Vla.), and Violoncello (Vc.), all starting at measure 18 with a *9* (ninth) multi-measure rest, followed by rhythmic patterns. The Flute staff has a 'Slap tongue, as *f* as possible' instruction below it.

19

Fl.

A Cl.

Perc.

pp

19

9

Vln.

Vla.

Vc.

Detailed description: This page of a musical score, titled 'Sketches', is page 21. It features six staves for different instruments. The Flute (Fl.) and Alto Clarinet (A Cl.) staves at the top show rhythmic patterns of eighth notes in groups of four, with a measure number '19' above the first staff. The Percussion (Perc.) staff below them begins with a measure marked '19' and a dynamic marking of *pp* (pianissimo), followed by a long horizontal line with a fermata-like symbol. The Violin (Vln.), Viola (Vla.), and Violoncello (Vc.) staves at the bottom play a complex rhythmic pattern of eighth notes, with a measure number '19' above the violin staff and a '9' above each of its four measures. The Vln. staff uses a treble clef, while the Vla. and Vc. staves use bass clefs.

20

Fl.

Air Tone with no pitch

A Cl.

Slap tongue, as *f* as possible

20

Perc.

20

Vln.

9

Slowly loose the left hand to unmute gradually.

Vla.

9

Slowly loose the left hand to unmute gradually.

Vc.

9

Slowly loose the left hand to unmute gradually.

Detailed description: This page of a musical score, titled 'Sketches', contains six staves. The top three staves are for Flute (Fl.), Alto Clarinet (A Cl.), and Percussion (Perc.). The bottom three staves are for Violin (Vln.), Viola (Vla.), and Violoncello (Vc.). The Flute part features a series of sixteenth-note patterns, with a note marked 'Air Tone with no pitch' and a long horizontal line above it. The Alto Clarinet part has similar sixteenth-note patterns, with a note marked 'Slap tongue, as *f* as possible' and a small 'x' and '7' below it. The Percussion part has a single note at the beginning of the staff. The Violin, Viola, and Violoncello parts all play sixteenth-note patterns, with a '9' above the first measure of each staff and the instruction 'Slowly loose the left hand to unmute gradually.' above each staff.

21

Fl.

Flutter air tone *as f* as possible

A Cl.

21

Perc.

21

Vln.

9

9

9

9

Completely unmute

Vla.

Completely unmute

Vc.

Completely unmute

Detailed description: This page of a musical score, titled 'Sketches', is page 23. It features six staves: Flute (Fl.), Alto Clarinet (A Cl.), Percussion (Perc.), Violin (Vln.), Viola (Vla.), and Violoncello (Vc.). The Flute part begins at measure 21 with a flutter air tone, marked 'Flutter air tone as f as possible'. The Alto Clarinet and Percussion parts also start at measure 21 with rhythmic patterns. The Violin, Viola, and Violoncello parts are marked with a '9' above the first measure of their respective staves, indicating a nine-measure phrase. Each of these three parts is accompanied by a dashed line and the instruction 'Completely unmute'. The score is written in a sketchy, handwritten style.

23

Fl.

A Cl.

Perc.

Pno.

Vln.

Vla.

Vc.

Slap tongue, as *f* as possible

accelerated glissando inside the piano
using fingertips
Dashed lines indicate the glissando to be as continuous as possible

Ped. until it fades out

as *ff* as possible

Suddenly unmute

f

9

f

f

Detailed description: This page of a musical score, titled 'Sketches', page 25, contains seven staves. The Flute (Fl.) and Alto Clarinet (A Cl.) staves feature rhythmic patterns of sixteenth notes in groups of four, repeated four times. The Percussion (Perc.) staff has a single note at the start of the measure, followed by a long horizontal line with a curved arrow above it, indicating an accelerated glissando. The Piano (Pno.) staff is split into two systems. The upper system shows a glissando from a high note to a lower note, with a dashed line and a note at the end. The lower system shows a note at the start, followed by a long horizontal line, and then a note at the end. The Violin (Vln.), Viola (Vla.), and Violoncello (Vc.) staves all play a rhythmic pattern of sixteenth notes in groups of four, repeated four times, starting with a dynamic marking of *f*. Above each of these three staves is the instruction 'Suddenly unmute'. The number '9' is written above the first group of notes on each of these staves. The number '23' is written at the beginning of each staff.

24

Fl.

A Cl.

Perc.

24

9

Vln.

Vla.

Vc.

Detailed description: This page of a musical score, titled 'Sketches', contains six staves. The top three staves are for Flute (Fl.), Alto Clarinet (A Cl.), and Percussion (Perc.). The bottom three staves are for Violin (Vln.), Viola (Vla.), and Violoncello (Vc.). The Flute, Alto Clarinet, and Violin parts feature a rhythmic pattern of eighth notes in groups of four, with a '9' above each group. The Percussion part has a single note at the beginning of the staff with a long, curved line extending across the entire staff. The Viola and Violoncello parts feature a rhythmic pattern of eighth notes in groups of four, with a '9' above each group. The page number '26' is in the top left, and the title 'Sketches' is in the top center. The measure number '24' appears at the start of the Flute, Alto Clarinet, and Percussion staves, and at the start of the Violin staff.

25

Fl.

A Cl.

arco

25

Perc.

Bow the cymbal while touching it to get the harmonics
Touch the cymbal from the center toward the edges
and back to the center.

mp

pp

25

Vln.

9

Vla.

Vc.

Detailed description: This page of a musical score, titled 'Sketches', page 27, features six staves. The top two staves are for Flute (Fl.) and Alto Clarinet (A Cl.), both marked with a double bar line and the number 25. The third staff is for Percussion (Perc.), also marked with a double bar line and 25. Above this staff, the instruction 'arco' is written. To the right, a text box contains the instruction: 'Bow the cymbal while touching it to get the harmonics. Touch the cymbal from the center toward the edges and back to the center.' Below this text, a long horizontal line with a fermata at the end spans the width of the staff. Underneath this line, a dynamic marking *mp* is centered, and *pp* is positioned towards the right end. The bottom three staves are for Violin (Vln.), Viola (Vla.), and Violoncello (Vc.), each marked with a double bar line and the number 25. The Violin staff includes a measure rest marked with a '9'. The Violoncello staff includes a measure rest marked with a '9'. The Violin staff is in treble clef, while the Viola and Violoncello staves are in bass clef. All staves contain rhythmic notation consisting of repeated eighth-note patterns.

26

Fl.

A Cl.

Perc.

Pno.

Vln.

Vla.

Vc.

brush

mf

accelerated glissando inside the piano
using fingertips

Ped. until it fades out
cresc.

9

8

Detailed description: This page of a musical score, titled 'Sketches', contains measures 26-29. The score is arranged in a system with seven staves. The top two staves are for Flute (Fl.) and Alto Clarinet (A Cl.), both playing a rhythmic pattern of eighth notes. The Percussion (Perc.) staff has a rest in measure 26, followed by a brush stroke in measure 27, and a *mf* dynamic marking in measure 28. The Piano (Pno.) staff has a rest in measure 26, followed by an accelerated glissando in measure 27, and a *Ped.* instruction in measure 28. The Violin (Vln.) staff has a *9* fingering marking in measure 26 and plays a rhythmic pattern of eighth notes. The Viola (Vla.) and Violoncello (Vc.) staves also play a rhythmic pattern of eighth notes. The page number '28' is in the top left, and the title 'Sketches' is in the top center. The measure number '26' is written above the first staff of each measure.

27

Fl.

A Cl.

Perc.

Pno.

as *ff* as possible

27

9

Vln.

Vla.

Vc.

Detailed description: This page of a musical score, titled 'Sketches', is numbered 29. It features seven staves for different instruments: Flute (Fl.), Alto Clarinet (A Cl.), Percussion (Perc.), Piano (Pno.), Violin (Vln.), Viola (Vla.), and Violoncello (Vc.). The Flute, Clarinet, and Violoncello parts consist of dense, repetitive sixteenth-note patterns. The Percussion part has a single note at the beginning of the measure, followed by a rest. The Piano part is in bass clef and features a descending line of notes, with a dynamic marking 'as ff as possible' and a fermata. The Violin, Viola, and Violoncello parts are in treble clef and play a similar sixteenth-note pattern, with a '9' above the first measure of each staff. The score is marked with '27' at the beginning of each staff.

28

Fl.

A Cl.

Perc.

28

Ord.

Pno.

p

Ped. until it fades out

28

Vln.

9

Vla.

Vc.

Detailed description: This page of a musical score, titled 'Sketches', contains seven staves. The top two staves are for Flute (Fl.) and Alto Clarinet (A Cl.), both starting at measure 28 with a series of sixteenth-note patterns. The Percussion (Perc.) staff also starts at measure 28 with a single note followed by a long, curved line indicating a sustained effect. The Piano (Pno.) section consists of two staves, both starting at measure 28 with a sustained chord marked with a piano (*p*) dynamic and a fermata. A pedaling instruction, '*Ped. until it fades out*', is written below the piano staves. The Violin (Vln.) staff starts at measure 28 with a melodic line marked with a forte (*f*) dynamic and a fermata. The Viola (Vla.) and Violoncello (Vc.) staves also start at measure 28 with rhythmic patterns. The number '9' is written above the first measure of the Vln., Vla., and Vc. staves.

29

Fl.

A Cl.

Perc.

arco

ppp *mf*

Gradually close the left hand to mute the strings. ----- Completely mute

29

Vln.

mf

Gradually close the left hand to mute the strings. ----- Completely mute

Vla.

mf

Gradually close the left hand to mute the strings. ----- Completely mute

Vc.

mf

Detailed description: This page of a musical score, titled 'Sketches', is page 31. It features six staves for different instruments: Flute (Fl.), Alto Clarinet (A Cl.), Percussion (Perc.), Violin (Vln.), Viola (Vla.), and Violoncello (Vc.). The Flute and Alto Clarinet parts consist of four measures of dense, sixteenth-note patterns. The Percussion part has a single note marked 'arco' with a long, curved line above it, and a dynamic marking that transitions from 'ppp' to 'mf'. The Violin, Viola, and Violoncello parts each play a similar sixteenth-note pattern, with a dynamic marking of 'mf' and a performance instruction: 'Gradually close the left hand to mute the strings.' followed by a dashed line and the text 'Completely mute'. The number '29' is written at the beginning of each staff.

30

Fl.

A Cl.

Perc.

let it ring

ppp *f*

30

Gradually play softer pizzicatos

9

Get ready for arco

Vln.

p

Gradually play softer pizzicatos

9

Get ready for arco

Vla.

p

Gradually play softer pizzicatos

9

Get ready for arco

Vc.


p

Detailed description: This page of a musical score, titled 'Sketches', contains six staves. The top two staves are for Flute (Fl.) and Alto Clarinet (A Cl.), both starting at measure 30 with a series of sixteenth-note patterns. The Percussion (Perc.) staff also starts at measure 30 with a single note, followed by a long horizontal line with a curved top, labeled 'let it ring'. Below this line, a dynamic marking transitions from *ppp* to *f*. The bottom three staves are for Violin (Vln.), Viola (Vla.), and Violoncello (Vc.), all starting at measure 30 with a similar sixteenth-note pattern. Each of these three staves has a dynamic marking of *p* and includes the instruction 'Gradually play softer pizzicatos' above the staff and 'Get ready for arco' above the final measure. A measure number '30' is written at the beginning of each of these three staves.


Section 3




3 If the Cymbal is still ringing, let it ring while starting this section.

Perc. 


glissando inside the piano
using a soft percussion brush
Dashed lines indicate the glissando to be as continuous as possible

Pno. 


as *f* as possible
Ped. until it fades out

Vln. 

arco
Scratch sound, play harsh on the heel
Open strings

Vla. 

arco
Scratch sound, play harsh on the heel
Open strings

Vc. 

arco
Scratch sound, play harsh on the heel
Open strings

32

Pno.

8

8

3

Ped. until it fades out

32

Vln.

Vla.

Vc.

33

Pno.

Ped. until it fades out

33

Vln.

Vla.

Vc.

34

Pno.

34

Vln.

Vla.

Vc.

Detailed description: This page of a musical score, titled 'Sketches', is page 37. It features four staves: Piano (Pno.), Violin (Vln.), Viola (Vla.), and Violoncello (Vc.). The music begins at measure 34. The Piano part is in bass clef and starts with a dotted quarter note on G2, followed by a half note chord of G2 and B2, and then a half note chord of G2 and B2 with a fermata. The Violin part is in treble clef and starts with a dotted quarter note on G4, followed by a half note chord of G4 and B4, and then a half note chord of G4 and B4 with a fermata. The Viola part is in alto clef and starts with a dotted quarter note on G4, followed by a half note chord of G4 and B4, and then a half note chord of G4 and B4 with a fermata. The Violoncello part is in bass clef and starts with a dotted quarter note on G2, followed by a half note chord of G2 and B2, and then a half note chord of G2 and B2 with a fermata. The score is written in a sketchy style with some light lines and a few notes.

35

Pno.

8

Ped.

35

Vln.

35

Vla.

35

Vc.

Remove the mouth-piece

A Cl.

Perc. 36 **Suspended Cymbal**

Pno. 36
8
8
Ped. *Ped. until it fades out*

Vln. 36

Vla.

Vc.

Detailed description: This page of a musical score contains five staves. The top staff is for Alto Clarinet (A Cl.) with a double bar line at the beginning and a fermata in the middle. The second staff is for Percussion (Perc.), marked with a double bar line at the beginning and the instruction 'Suspended Cymbal' in the middle. The third staff is for Piano (Pno.), consisting of two staves. It begins with a double bar line and the number '36'. The left hand has a fermata, and the right hand has a series of notes with a long slur and a fermata. Pedal markings are present: a dashed line labeled 'Ped.' and a solid line labeled 'Ped. until it fades out'. The bottom three staves are for Violin (Vln.), Viola (Vla.), and Violoncello (Vc.). Each of these staves begins with a double bar line and the number '36'. The Violin staff has a treble clef and a fermata. The Viola and Violoncello staves have bass clefs and a fermata. The Violoncello staff also has a double bar line at the beginning.

Alto Flute

37

Flutter
Air Tone with no pitch

Fl.

as f as possible

Key Clicks, random pitches *as f* as possible

A Cl.

Air Tone with no pitch *as f* as possible

37

Cloudy tremolo with 2 brushes

Perc.

ppp

37

8

Pno.

8

37

Ordinary Scratch

Vln.

Vla.

Vc.

3

Detailed description: This page of a musical score, titled 'Sketches', contains parts for Alto Flute (Fl.), Alto Clarinet (A Cl.), Percussion (Perc.), Piano (Pno.), Violin (Vln.), Viola (Vla.), and Violoncello (Vc.). The Alto Flute part starts at measure 37 with a 'Flutter' and 'Air Tone with no pitch' instruction, marked 'as f as possible'. The Alto Clarinet part also starts at measure 37 with 'Key Clicks, random pitches' and 'Air Tone with no pitch', also marked 'as f as possible'. The Percussion part starts at measure 37 with a 'Cloudy tremolo with 2 brushes' instruction, marked 'ppp'. The Piano part has two staves, both starting at measure 37 with a bass clef and a '8' below the staff. The Violin part starts at measure 37 with a treble clef and a '37' above the staff, featuring 'Ordinary' and 'Scratch' markings. The Viola part starts at measure 37 with a bass clef and a '37' above the staff. The Violoncello part starts at measure 37 with a bass clef and a '37' above the staff, featuring a triplet of notes marked '3'.

38

Fl.

A Cl.

38

Ordinary

Pno.

p glissando inside the piano

Ped. until it fades out

38

Vln.

Vla.

Vc.

39

Fl.

A Cl.

Perc.

Pno.

Vln.

Vla.

Vc.

Put the mouth-piece back

Ped.

3

Detailed description: This page of a musical score, titled 'Sketches', contains measures 39 through 42. The score is arranged in a system with seven staves. The Flute (Fl.) staff begins with a measure of music at measure 39, followed by rests. The Alto Clarinet (A Cl.) staff has a complex rhythmic pattern in measure 39, with the instruction 'Put the mouth-piece back' written above it. The Percussion (Perc.) staff shows a sequence of rhythmic events. The Piano (Pno.) part consists of two staves in bass clef, with a piano dynamic marking of '8' and a pedal point indicated by a dashed line labeled 'Ped.'. The Violin (Vln.) staff is in treble clef, starting with a 'vln.' marking and playing a melodic line with long notes. The Viola (Vla.) staff is in bass clef, playing a similar melodic line. The Violoncello (Vc.) staff is in bass clef, featuring a triplet of notes in measure 39 and a long note in measure 42.

40

Fl.

Lip pizzicato, as *f* as possible

A Cl.

Slap tongue, as *f* as possible

5

Perc.

40

Pno.

8

3

3

mp

Ped. until the end of this section

40

Vln.

Ordinary Scratch

Vla.

Vc.

Detailed description: This is a page of a musical score for a chamber ensemble. It features seven staves: Flute (Fl.), Alto Clarinet (A Cl.), Percussion (Perc.), Piano (Pno.), Violin (Vln.), Viola (Vla.), and Violoncello (Vc.). The score begins at measure 40. The Flute part has a note with a 'pizzicato' marking and a dynamic of 'as f as possible'. The Alto Clarinet part has a note with a 'slap tongue' marking and a dynamic of 'as f as possible', followed by a five-measure phrase. The Percussion part has a rhythmic pattern. The Piano part has a bass line with two triplet markings and a dynamic of 'mp', with a pedal instruction 'Ped. until the end of this section'. The Violin part has a melodic line with a long note. The Viola and Violoncello parts have similar melodic lines, with the Viola part having 'Ordinary' and 'Scratch' markings. The page number '43' is in the top right corner, and the title 'Sketches' is in the top center.

This musical score page, titled "Sketches" and numbered "44", features six staves for different instruments: Flute (Fl.), Alto Clarinet (A Cl.), Piano (Pno.), Violin (Vln.), Viola (Vla.), and Violoncello (Vc.).

- Flute (Fl.):** The staff begins at measure 41 with a treble clef and a key signature of one flat. It contains a triplet of eighth notes, followed by several eighth notes with accents, and ends with a quarter note.
- Alto Clarinet (A Cl.):** The staff begins at measure 41 with a treble clef and a key signature of one flat. It contains several eighth notes with accents, followed by a triplet of eighth notes, and ends with a quarter note.
- Piano (Pno.):** The staff begins at measure 41 with a bass clef and a key signature of one flat. It features a series of triplets of eighth notes, with dashed lines indicating the continuation of the pattern.
- Violin (Vln.):** The staff begins at measure 41 with a treble clef and a key signature of one flat. It contains a whole note chord that is sustained throughout the measure.
- Viola (Vla.):** The staff begins at measure 41 with a bass clef and a key signature of one flat. It contains a sixteenth-note triplet, followed by a whole note chord that is sustained.
- Violoncello (Vc.):** The staff begins at measure 41 with a bass clef and a key signature of one flat. It contains a whole note chord that is sustained throughout the measure.

Fl. 42
Key Clicks, random pitches
as f as possible
Ord.

A Cl. 42
Key Clicks, random pitches
as f as possible
Slap tongue, *as f* as possible
6
3

Pno. 42
8
3
3
3
3

Vln. 42

Vla.

Vc.

Multiphonic

A Cl. *f*

Perc. 43 *cresc.*

Pno. 43 8 3 3 3 *as f as possible*

Vln. 43

Vla. Scratch tremolo

Vc. Scratch tremolo

The musical score is arranged in a system with six staves. The top staff is for Alto Clarinet (A Cl.) in treble clef, starting with a dynamic marking of *f*. The second staff is for Percussion (Perc.) in a non-standard clef, with a measure rest at the beginning and a note marked *cresc.* followed by a dashed line. The third and fourth staves are for Piano (Pno.) in bass clef, with a measure rest at the beginning. The piano part features a triplet of eighth notes in both hands, with a crescendo hairpin and the instruction *as f as possible*. The fifth staff is for Violin (Vln.) in treble clef, with a measure rest at the beginning and a sustained chord. The sixth and seventh staves are for Viola (Vla.) and Violoncello (Vc.) in bass clef, both featuring a *Scratch tremolo* effect.

44

Perc. *mf* *f p*

Let it ring. Simple attack, then cloudy tremolo

44

Pno. 3 3 3 3

44

Vln. *dim.*

44

Vla. *dim.*

44

Vc. *dim.*

Gradually decrease the bow weight and back to ordinary

Gradually decrease the bow weight and back to ordinary

Gradually decrease the bow weight and back to ordinary

45

Brush circularly

Perc.

45

Pno.

3

3

mp

45

Vln.

Ordinary

pp

45

Vla.

Ordinary

pp

45

Vc.

Ordinary

pp

Detailed description: This page of a musical score, numbered 48 and titled 'Sketches', contains five staves. The Percussion staff (Perc.) starts at measure 45 with a 'Brush circularly' instruction, showing a rhythmic pattern of notes with a slur. The Piano (Pno.) staff also begins at measure 45, featuring two triplet markings ('3') over eighth notes, with a dynamic marking of *mp* and a hairpin crescendo. The Violin (Vln.), Viola (Vla.), and Violoncello (Vc.) staves each start at measure 45 with a single note and a dynamic marking of *pp*, accompanied by the instruction 'Ordinary'. Each of these three staves includes a hairpin crescendo line.

Section 4



④ C- Flute

Multiphonic until the next Ordinary

Fl. *ff* *p* a quartertone higher than flat

A Cl. *ff* *p* a quartertone higher than flat

Hold the instrument like a cello.

Strong pizzicato with the right hand, similar to Bartok. Play guitar-like using four fingers.

Hold the instrument fisting with the left hand covering

pizz. the strings, so that the strings will be muted by the four fingers.

46 *mf*

Hold the instrument like a cello.

Strong pizzicato with the right hand, similar to Bartok. Play guitar-like using four fingers.

Hold the instrument fisting with the left hand covering

pizz. the strings, so that the strings will be muted by the four fingers.

Vla. *mf*

Strong pizzicato with the right hand, similar to Bartok. Play guitar-like using four fingers.

Hold the instrument fisting with the left hand covering

pizz. the strings, so that the strings will be muted by the four fingers.

Vc. *mf*

47

Fl. *mf* *ff*

A Cl. *mf* *ff*

The image shows two staves of music for Flute (Fl.) and Alto Clarinet (A Cl.). Both staves are in treble clef with a key signature of one flat (B-flat major or F minor). The time signature is 4/4. The music begins at measure 47. The Flute part starts with a half note G4 (one flat) marked *mf*, followed by a quarter rest, then a half note G4 marked *ff* with an accent (>). The Alto Clarinet part follows the same pattern: a half note G4 marked *mf*, a quarter rest, and a half note G4 marked *ff* with an accent (>). Both notes in the second half are tied to the next measure.

47

Vln. 9

Vla. 9

Vc. 9

The image shows three staves of music for Violin (Vln.), Viola (Vla.), and Violoncello (Vc.). All staves are in 4/4 time. The Violin staff is in treble clef, while the Viola and Violoncello staves are in bass clef. The key signature is one flat. The music begins at measure 47. Each staff features a rhythmic pattern of eighth notes. The Violin part has a melodic line with a 9-measure phrase. The Viola and Violoncello parts provide harmonic support with similar rhythmic patterns. The number '9' is written above the first measure of each staff.

48

Fl.

mp

p

A Cl.

mp

p

48 **Suspended Cymbal**

Rub over the cymbal with a plastic head stick (or use a soft eraser) to make scream sound.
For the rhythm, do not remove the plastic from the cymbal, but only change the direction of your movement.
Because of the stickiness of the material, the rhythmic result would not be a clean sustained sound.

Perc.

mf

48

Vln.

9

Vla.

Vc.

49

Fl. *mp*

A Cl. *p*

Perc.

49

Vln. 9

Vla. 9

Vc. 9

Detailed description: This page of a musical score, titled 'Sketches', is numbered 53. It features six staves for different instruments. The Flute (Fl.) and Alto Clarinet (A Cl.) staves are at the top, both starting at measure 49. The Flute part begins with a half note followed by a rest, then a half note with a dynamic marking of *mp* and a slur. The Alto Clarinet part follows a similar pattern with a dynamic marking of *p*. The Percussion (Perc.) staff is below them, starting at measure 49 with a series of notes and rests, including a half note with a slur. The Violin (Vln.), Viola (Vla.), and Violoncello (Vc.) staves are at the bottom, all starting at measure 49. Each of these three staves contains a continuous sixteenth-note pattern, with a '9' written above the first measure of each staff, likely indicating a nine-measure phrase or a specific rhythmic count.

50

Fl. *mf* *mp*

A Cl. *mf* *p* 3

50 9 9 9 arco Hold ordinary

Vln.

50 9 9 9 arco Hold ordinary

Vla.

50 9 9 9

Vc.

Detailed description: This page of a musical score, titled 'Sketches', contains five staves. The top two staves are for Flute (Fl.) and Alto Clarinet (A Cl.), both in treble clef. The Flute part starts at measure 50 with a *mf* dynamic, followed by a *mp* dynamic. The Alto Clarinet part also starts at measure 50 with a *mf* dynamic, then a *p* dynamic, and includes a triplet of eighth notes. The bottom three staves are for Violin (Vln.), Viola (Vla.), and Violoncello (Vc.), all in bass clef. Each of these three staves begins with a measure number '50' and contains a sequence of nine sixteenth notes, each with an accent. The Violin and Viola parts conclude with the instruction 'arco Hold ordinary'. The Violoncello part continues with a similar rhythmic pattern.

51

Fl. *f* Ordinary Multiphonic *mp*

A Cl. *f* Ordinary Multiphonic *mp*

51

Vln. *ffff* Scratch sound, play harsh on the heel Ordinary Swan effect *mf* *pp*

Vla. *ffff* Scratch sound, play harsh on the heel Ordinary Swan effect *mf* *pp*

Vc. arco *ffff* Scratch sound, play harsh on the heel Ordinary Swan effect *mf* *pp*

52

Fl. *fp* *n*

A Cl. *fp* *n*

Pno.

52

Ord.

pp
Ped. until it fades out

Vc. *mp*

Detailed description: This page of a musical score, titled 'Sketches', contains four staves. The top two staves are for Flute (Fl.) and Alto Clarinet (A Cl.), both starting at measure 52 with a forte-piano (*fp*) dynamic and ending with a *n* (no) dynamic. The Piano (Pno.) part also starts at measure 52 with a piano-piano (*pp*) dynamic and includes a section marked 'Ord.' with a fermata and a 'Ped. until it fades out' instruction. The Violoncello (Vc.) part features a melodic line with two triplet markings and a mezzo-piano (*mp*) dynamic.

53

Pno.

Dashed lines indicate the glissando to be as continuous as possible

accelerated glissando inside the piano using fingertips

54 Multiphonic until the next Ordinary

Fl. *mf* *fp*

A Cl. *mf* *fp*

Perc.

Pno. *as f* as possible
pizz. as initially instructed at the beginning of this section

54 *mf* *pizz.* as initially instructed at the beginning of this section

Vln. *mf* *pizz.* as initially instructed at the beginning of this section

Vla. *mf* *pizz.* as initially instructed at the beginning of this section

Vc. *mf* *pizz.* as initially instructed at the beginning of this section

55

Fl.

A Cl.

Perc.

55

Vln.

9

Vla.

Vc.

Detailed description: This page of a musical score, titled 'Sketches', is numbered 59. It features six staves for different instruments. The top two staves are for Flute (Fl.) and Alto Clarinet (A Cl.), both in treble clef with a key signature of one flat. They play a simple melodic line starting at measure 55, consisting of a quarter rest followed by two quarter notes. The Percussion (Perc.) staff, shown in a simplified notation, has a double bar line at the start of measure 55, followed by a series of notes with long horizontal lines above them, indicating sustained sounds. The bottom three staves are for Violin (Vln.), Viola (Vla.), and Violoncello (Vc.). The Violin staff is in treble clef and features a complex rhythmic pattern of sixteenth notes with a '9' above it, indicating a nine-measure phrase. The Viola and Violoncello staves are in bass clef and play a similar rhythmic pattern. The page number '55' is written above the first measure of the Flute and Alto Clarinet staves.

56

Fl. *mf*

A Cl. *mf*

56

Vln. 9

Vla. 9

Vc. 9

Detailed description: This page of a musical score, titled 'Sketches', contains five staves. The top two staves are for Flute (Fl.) and Alto Clarinet (A Cl.), both starting at measure 56 with a mezzo-forte (*mf*) dynamic. Each staff begins with a treble clef, a common time signature, and a single note with a fermata. Below these are three staves for Violin (Vln.), Viola (Vla.), and Violoncello (Vc.), also starting at measure 56. The Vln. staff uses a treble clef and features four groups of nine sixteenth notes, each marked with a '9' and a slur. The Vla. and Vc. staves use bass clefs and play a similar rhythmic pattern of eighth and sixteenth notes. The page number '60' is in the top left, and the title 'Sketches' is in the top right.

57

Fl. *p* *f*

A Cl. *p* *f*

57

Vln. 9

Vla. 9

Vc. 9

Detailed description: This page of a musical score, titled 'Sketches' and numbered '61', contains five staves. The top two staves are for Flute (Fl.) and Alto Clarinet (A Cl.), both in treble clef. They begin at measure 57 with a piano (*p*) dynamic and a quarter rest, followed by a half note that swells to a forte (*f*) dynamic. The bottom three staves are for Violin (Vln.), Viola (Vla.), and Violoncello (Vc.), all in treble clef. They also begin at measure 57 with a piano (*p*) dynamic. The Violin part features four measures of a nine-measure slur (marked '9') over a complex rhythmic pattern of eighth and sixteenth notes. The Viola and Violoncello parts play a similar rhythmic pattern, with the Violoncello part including a low octave register. The score is presented in a sketchy, handwritten style.

58

Fl.

A Cl.

Perc.

58

58

Vln.

Vla.

Vc.

n *p* *mf*

n *p* *mf*

3

9

9

9

Hold ordinary arco

Hold ordinary arco

Detailed description: This page of a musical score, titled 'Sketches', contains six staves. The top three staves are for Flute (Fl.), Alto Clarinet (A Cl.), and Percussion (Perc.). The bottom three staves are for Violin (Vln.), Viola (Vla.), and Violoncello (Vc.). The Flute and Alto Clarinet parts begin at measure 58 with a dynamic marking of *n* (normal). They play a melodic line that moves from *n* to *p* (piano) and then to *mf* (mezzo-forte). The Alto Clarinet part includes a triplet of eighth notes marked with a '3'. The Percussion part starts at measure 58 with a snare drum roll, followed by a single eighth note, and then a pair of eighth notes beamed together. The Violin, Viola, and Violoncello parts all begin at measure 58 with a dynamic marking of *n*. They play a rhythmic accompaniment consisting of eighth notes and chords. The Violin and Viola parts have a '9' above them, indicating a nine-measure phrase. The Viola and Violoncello parts are marked 'Hold ordinary arco'.

59 Ordinary Multiphonic

Fl. *fp* *p*

A Cl. *fp* *p*

59

Pno. *mp*
Ped. until the end of this section

59 Ordinary
Scratch sound, play harsh on the heel

Vln. *ffff* *subito p* Swan effect

Vla. Ordinary
Scratch sound, play harsh on the heel

Vc. arco
Scratch sound, play harsh on the heel Ordinary
ffff *subito p* Swan effect

60

Fl.

A Cl.

n

Ger ready to
remove the mouth-piece

n

60

Vln.

Vla.

Vc.

mp

Section 5



Alto Flute

Key Clicks, random pitches

5

Fl. *as f as possible*

Remove the mouth-piece
Key Clicks, random pitches

A Cl. *as f as possible*

Marimba

Cloudy

Perc.

Pno.

The musical score is divided into four systems. The first system contains the parts for Flute (Fl.) and Alto Clarinet (A Cl.). Both parts feature a melodic line with a series of beamed eighth notes, with a '9' above the staff indicating a nine-measure phrase. The second system contains the parts for Percussion (Perc.) and Piano (Pno.). The Percussion part consists of a rhythmic pattern of vertical strokes, with a '7' above the staff indicating a seven-measure phrase. The Piano part features a similar rhythmic pattern of vertical strokes, also with a '7' above the staff. The score is marked with a '62' at the beginning of each system.

The musical score is divided into four systems. The first system contains the Flute (Fl.) and Alto Clarinet (A Cl.) parts. Both instruments play a sequence of four groups of notes, each marked with a '9' above a bracket, indicating a nonet. The second system contains the Percussion (Perc.) and Piano (Pno.) parts. The Percussion part consists of two staves (treble and bass clef) with vertical stems and dots, and is marked with a '7' above each group. The Piano part also consists of two staves (treble and bass clef) with vertical stems and dots, and is marked with a '7' above each group. The dynamic markings *mf* and *f pp* are placed below the Percussion and Piano parts, respectively, alternating between the two groups of notes.

Fl.

A Cl.

Perc.

Pno.

mf *f pp*

mf *f pp*

64

Fl.

9

A Cl.

9

Perc.

64

7

64

7

Pno.

64

7

Vln.

64

Sul A

pp

Detailed description: This page of a musical score, titled 'Sketches', is page 69. It features five staves. The Flute (Fl.) and Alto Clarinet (A Cl.) staves begin at measure 64 with a series of four measures, each containing a nine-measure phrase (marked '9') of sixteenth-note patterns. The Percussion (Perc.) staff also starts at measure 64, with a treble clef staff playing a series of quarter notes and a bass clef staff playing a series of eighth notes, both with seven-measure phrases (marked '7') repeated every four measures. The Piano (Pno.) staff follows a similar pattern with eighth notes in the bass clef and quarter notes in the treble clef, also with seven-measure phrases (marked '7'). The Violin (Vln.) staff is mostly silent until measure 64, where it plays a single note marked 'Sul A' (sul tasto) and 'pp' (pianissimo), with a long, sweeping slur extending to the right.

The musical score consists of five staves. The Flute (Fl.) and Alto Clarinet (A Cl.) parts feature complex rhythmic patterns with 9-measure phrases. The Percussion (Perc.) part is a rhythmic accompaniment with 7-measure phrases. The Piano (Pno.) part is a rhythmic accompaniment with 7-measure phrases. The Violin (Vln.) part is mostly silent, with a single note marked 'Sul A' at the end.

Fl.

A Cl.

Perc.

Pno.

Vln.

Sul A

66

Fl.

9

A Cl.

9

Perc.

66

7

66

7

Pno.

66

7

Vln.

Vla.

Sul D

pp

Sul C

Vc.

pp

Detailed description: This page of a musical score, titled 'Sketches', page 71, features seven staves. The Flute (Fl.) and Alto Clarinet (A Cl.) parts consist of four measures of music, each containing a nine-measure phrase (marked '9') of sixteenth-note patterns. The Percussion (Perc.) part is a grand staff with two staves, showing a rhythmic pattern of eighth notes with a seven-measure phrase (marked '7') in both hands. The Piano (Pno.) part is also a grand staff, mirroring the Percussion part with a seven-measure phrase (marked '7') in both hands. The Violin (Vln.) staff begins with a sixteenth-note figure (marked '66') and has a fermata over the final measure. The Viola (Vla.) and Violoncello (Vc.) parts are mostly silent, with a single note in the final measure of each staff, marked 'Sul D' and 'Sul C' respectively, and a dynamic marking of *pp*.

Fl. *9*

A Cl. *9*

Perc. *7*

Pno. *7*

Vln. *Bouncing col legno* *sempre* *p*

Vla. *Bouncing col legno* *sempre* *p*

Vc. *Bouncing col legno* *sempre* *p*

Detailed description: This page of a musical score, titled 'Sketches', contains seven staves. The first two staves are for Flute (Fl.) and Alto Clarinet (A Cl.), both featuring four measures of music with nine-note slurs. The next two staves are for Percussion (Perc.) and Piano (Pno.), each with four measures of music featuring seven-note slurs. The final three staves are for Violin (Vln.), Viola (Vla.), and Violoncello (Vc.), each with a single measure of music. These three staves are marked with 'Bouncing col legno' and 'sempre' above the staff, and a dynamic marking of 'p' below the staff. The notation for the strings consists of rhythmic patterns of 'x' marks on the staff lines.

Fl.

A Cl.

Perc.

Pno.

Vln.

Vla.

Vc.

69

9

9

9

9

7

7

7

7

7

7

7

7

3

3

3

mp
Sul A

mp
Sul D

mp
Sul C

Harmoincs with bouncing col legno

Harmoincs with bouncing col legno

Harmoincs with bouncing col legno

The musical score is divided into four systems, each starting at measure 70. The Flute (Fl.) and Alto Clarinet (A Cl.) parts feature nine-measure phrases. The Percussion (Perc.) part consists of two staves with seven-measure phrases. The Piano (Pno.) part also consists of two staves with seven-measure phrases. Dynamics include *mf* and *f pp*.

Fl. (Measures 70-73): Four phrases of 9 notes each, marked with a bracket and the number 9.

A Cl. (Measures 70-73): Four phrases of 9 notes each, marked with a bracket and the number 9.

Perc. (Measures 70-73): Two staves. The upper staff has four phrases of 7 notes each, marked with a bracket and the number 7. The lower staff has four phrases of 7 notes each, marked with a bracket and the number 7. Dynamics are *mf* and *f pp*.

Pno. (Measures 70-73): Two staves. The upper staff has four phrases of 7 notes each, marked with a bracket and the number 7. The lower staff has four phrases of 7 notes each, marked with a bracket and the number 7. Dynamics are *mf* and *f pp*.

71

Fl.

A Cl.

Perc.

Pno.

Vln.

Vla.

Vc.

9

7

7

7

Bouncing col legno *sempre*

p

Bouncing col legno *sempre*

p

Bouncing col legno *sempre*

p

Detailed description: This page of a musical score, numbered 76 and titled 'Sketches', contains seven staves. The top two staves are for Flute (Fl.) and Alto Clarinet (A Cl.), both starting at measure 71 with a *p* dynamic and playing a series of nine-note patterns. The next two staves are for Percussion (Perc.) and Piano (Pno.), both starting at measure 71 with a *p* dynamic and playing a series of seven-note patterns. The bottom three staves are for Violin (Vln.), Viola (Vla.), and Violoncello (Vc.), all starting at measure 71 with a *p* dynamic and playing a 'Bouncing col legno *sempre*' pattern. The score is written in a sketchy, handwritten style.

72

Fl.

A Cl.

Perc.

Pno.

Vln.

Vla.

Vc.

f

fpp

fpp

fpp

Detailed description: This page of a musical score, titled 'Sketches', is numbered 77. It features seven staves for different instruments: Flute (Fl.), Alto Clarinet (A Cl.), Percussion (Perc.), Piano (Pno.), Violin (Vln.), Viola (Vla.), and Violoncello (Vc.). The Flute and Alto Clarinet parts begin at measure 72 with a series of sixteenth-note patterns, each marked with a '9' above the staff, indicating a nine-measure phrase. These parts are marked with a forte dynamic (*f*). The Percussion part consists of a rhythmic pattern of eighth notes, with some measures containing chords, and is marked with a '7' below the staff. The Piano part features a complex texture with chords and moving lines in both the treble and bass clefs, also marked with a '7' below the staff. The Violin, Viola, and Violoncello parts are marked with 'x' symbols on the staff lines, indicating a specific performance technique, and are marked with a very soft dynamic (*fpp*). The score includes various musical notations such as beams, slurs, and dynamic markings.

This musical score page, numbered 78 and titled "Sketches", features seven staves for different instruments. The Flute (Fl.) and Alto Clarinet (A Cl.) parts are marked with a mezzo-forte (*mf*) dynamic and feature complex rhythmic patterns with 9-measure groupings. The Percussion (Perc.) and Piano (Pno.) parts are marked with a 7-measure grouping. The Violin (Vln.), Viola (Vla.), and Violoncello (Vc.) parts are marked with an 'x' symbol, indicating a specific rhythmic or articulation pattern. The score is organized into four systems, with the first system containing the Flute and Alto Clarinet parts, the second system containing Percussion and Piano, and the third and fourth systems containing Violin, Viola, and Violoncello. The page number 73 is indicated at the beginning of each staff.

This musical score page, titled "Sketches" and numbered 79, features seven staves. The top two staves are for Flute (Fl.) and Alto Clarinet (A Cl.), both starting at measure 74 with a piano (p.) dynamic. They play a melodic line consisting of a series of eighth notes, with some measures containing a 9-measure slur. The Percussion (Perc.) staff, also starting at measure 74, features a rhythmic pattern of eighth notes with a 7-measure slur. The Piano (Pno.) staff, starting at measure 74, plays a complex accompaniment with a 7-measure slur. The bottom three staves are for Violin (Vln.), Viola (Vla.), and Violoncello (Vc.), all starting at measure 74. Each of these string staves contains a rhythmic pattern of eighth notes with a 7-measure slur and is marked "Ordinary".

This musical score is divided into four systems, each starting at measure 75. The first system features a Flute (Fl.) and Alto Clarinet (A Cl.) part with a melodic line of eighth notes, each marked with a '9' above it. The second system is for Percussion (Perc.), showing a rhythmic pattern of eighth notes in both the treble and bass clefs, with a '7' above the treble staff and below the bass staff. The third system is for Piano (Pno.), featuring a dense texture of chords in both hands, also marked with a '7' above the treble staff and below the bass staff. The score concludes at measure 80.

Section 6



⑥ C- Flute

Fl. *fp*

A Cl. *p*

Perc. **Crotales**
floating crystal metallic
76 Let it ring. *p*

Vln. Pitches are an octave higher.
76 8 *ff* *pizz.* *arco* *p*

Vla. *p*

Detailed description: This page contains five staves of musical notation. The Flute staff (Fl.) begins with a circled number 6 and a C-clef, playing a single note with a fermata and a dynamic marking of *fp*. The Clarinet staff (A Cl.) has a C-clef and plays a half note with a dynamic marking of *p*. The Percussion staff (Perc.) features a treble clef and a series of notes with a dynamic marking of *p*; the notes are labeled with the word "Crotales" and descriptive text "floating crystal metallic" and "Let it ring.". The Violin staff (Vln.) has a treble clef and contains a half note marked *ff* with the instruction "pizz." and another half note marked *p* with the instruction "arco". A note above the staff is marked with a circled 8. The Viola staff (Vla.) has an alto clef and plays a half note with a dynamic marking of *p*. The page is titled "Sketches" and numbered "82".

77

Fl. *fp*

A Cl. *fp*

Perc.

Vln. *ff* pizz. arco *p*

Vla. *fp*

Detailed description: This page of a musical score, titled 'Sketches', page 83, features five staves. The Flute (Fl.) staff begins at measure 77 with a single note marked *fp*. The Alto Clarinet (A Cl.) staff has a rest in measure 77, followed by a note in measure 78, and a long note with a slur in measure 79 marked *fp*. The Percussion (Perc.) staff shows a rhythmic pattern in measure 77 and a long note with a slur in measure 79. The Violin (Vln.) staff starts at measure 77 with a note marked *ff*, followed by a rest in measure 78, and a note marked *p* in measure 79. The Viola (Vla.) staff has a rest in measure 77, followed by a note in measure 78, and a long note with a slur in measure 79 marked *fp*. The score includes various musical notations such as slurs, dynamics, and performance instructions like 'pizz.' and 'arco'.

78


Fl. *fp*

A Cl. *fp*


Vln. *ff* pizz. *p* arco


Vla. *fp*

Detailed description: This musical score page contains four staves. The Flute staff (Fl.) begins at measure 78 with a single note marked *fp*. The Alto Clarinet staff (A Cl.) has a whole rest in measure 78, followed by a half note in measure 79, and a half note in measure 80, with a slur over the last two notes and a dynamic marking of *fp*. The Violin staff (Vln.) starts at measure 78 with a half note marked *ff* and *pizz.* (pizzicato), followed by a half note in measure 79 marked *p* (piano) and *arco* (arco), with a slur over the last two notes. The Viola staff (Vla.) has a half note in measure 78, a half note in measure 79, and a half note in measure 80, with a slur over the last two notes and a dynamic marking of *fp*. The page number 78 is written above the Flute staff.

79 Fl. 

79 Perc. 

79 8 Vln. 

Vla. 

80

Fl. *fp*

A Cl. *p*

Perc. 80

Inside the piano
80 With a very soft mallet, play tremolo on the mid-range strings.

Pno. *pp* Ped. until it fades out

Vln. 80 *ff* pizz. arco *p*

Vla. *p*

Detailed description of the musical score: The score is for measures 80 and 81. The Flute part (Fl.) starts with a half note G5 (marked 80) and a fermata. The Alto Clarinet part (A Cl.) has a half rest in measure 80 and a half note G4 (marked 80) in measure 81, with a fermata. The Percussion part (Perc.) has a half note G4 (marked 80) in measure 80 and a half rest in measure 81. The Piano part (Pno.) has a tremolo on the mid-range strings in measure 80, marked *pp*, with a pedal instruction 'Ped. until it fades out'. The Violin part (Vln.) starts with a half note G5 (marked 80) and a fermata, marked *ff* and 'pizz.'. In measure 81, it continues with a half note G4 (marked 80) and a fermata, marked *p* and 'arco'. The Viola part (Vla.) has a half rest in measure 80 and a half note G4 (marked 80) in measure 81, with a fermata, marked *p*.

81

Fl. *fp*

A Cl. *fp*

Perc.

Vln. *ff* pizz. *p* arco

Vla. *fp*

Detailed description: This page of a musical score, titled 'Sketches', contains measures 81 through 88. It features five staves: Flute (Fl.), Alto Clarinet (A Cl.), Percussion (Perc.), Violin (Vln.), and Viola (Vla.).
- The Flute staff begins at measure 81 with a treble clef, a key signature of one flat, and a dynamic marking of *fp*. It contains a whole note with a fermata.
- The Alto Clarinet staff starts with a treble clef and a dynamic marking of *fp*. It features a whole note with a fermata in measure 81, followed by a half note in measure 82, and a whole note with a fermata in measure 83.
- The Percussion staff uses a treble clef and contains a whole rest in measure 81, followed by a half note in measure 82, and a quarter note in measure 83.
- The Violin staff begins at measure 81 with a treble clef, a dynamic marking of *ff*, and a *pizz.* (pizzicato) instruction. It has a whole note in measure 81, followed by a half note in measure 82 with a dynamic marking of *p* and an *arco* (arco) instruction. A slur covers the notes in measures 82 and 83, which end with a fermata.
- The Viola staff uses a bass clef and a dynamic marking of *fp*. It has a whole note in measure 81, followed by a half note in measure 82, and a whole note with a fermata in measure 83.

82

Fl. *fp*

A Cl. *fp*

Pno. *Ped. until it fades out*

Vln. *ff* *pizz.* *arco* *p*

Vla. *ff* *fp* *pizz.* *arco*

Detailed description: This page of a musical score, numbered 88 and titled 'Sketches', features five staves. The Flute (Fl.) staff begins at measure 82 with a half note G4, marked *fp*. The Clarinet in A (A Cl.) staff has a whole rest in measure 82, followed by a quarter rest in measure 83, and then a half note G4 with a flat in measure 84, marked *fp*. The Piano (Pno.) staff shows a piano pedal effect from measure 82 to 84, indicated by a thick black bar and the instruction 'Ped. until it fades out'. The Violin (Vln.) staff starts with a half note G4 marked *ff* and *pizz.* in measure 82, followed by a half note G4 marked *p* and *arco* in measure 83, and a half note G4 in measure 84. The Viola (Vla.) staff has a half note G4 in measure 82, followed by a half note G4 marked *ff* and *pizz.* in measure 83, and a half note G4 marked *fp* and *arco* in measure 84. Dynamics and articulation markings are used throughout to indicate performance style.

83

Fl.

A Cl.

fp

83

Ped. until it fades out

8

83 8

Vln.

Vla.

Vc.

ppp Cresce. poco a poco

Detailed description: This page of a musical score, titled 'Sketches', is page 89. It features six staves for different instruments: Flute (Fl.), Alto Clarinet (A Cl.), Piano (Pno.), Violin (Vln.), Viola (Vla.), and Violoncello (Vc.). The Flute staff begins with a treble clef and a key signature of one sharp (F#), with a measure number of 83. The Alto Clarinet staff also starts with a treble clef and a key signature of one sharp, with a measure number of 83 and a dynamic marking of *fp*. The Piano part is written for both hands with a grand staff (treble and bass clefs) and a measure number of 83. The left hand has a bass clef and a measure number of 8. The piano part includes a pedaling instruction: 'Ped. until it fades out'. The Violin staff has a treble clef and a key signature of one sharp, with a measure number of 83 and a dynamic marking of *ppp*. The Viola staff has an alto clef and a key signature of one sharp, with a measure number of 83 and a dynamic marking of *ppp*. The Violoncello staff has a bass clef and a key signature of one sharp, with a measure number of 83 and a dynamic marking of *ppp*. A large crescendo line spans across the bottom of the Violin, Viola, and Violoncello staves, labeled 'Cresce. poco a poco'. The page number '89' is in the top right corner.

84 *fp*

Fl.

A Cl. *fp*

Perc. 84

Vln. *ff* pizz. arco *p*

Vla.

Vc. *p* Swan effect

Detailed description: This page of a musical score, titled 'Sketches', contains six staves for different instruments. The Flute (Fl.) staff begins at measure 84 with a half note G4, marked *fp*. The Alto Clarinet (A Cl.) staff has a half rest in measure 84, followed by a half note G3 in measure 85, marked *fp*. The Percussion (Perc.) staff has a half rest in measure 84, followed by a complex rhythmic pattern in measure 85, including a triplet of eighth notes and a sixteenth note. The Violin (Vln.) staff starts at measure 84 with a half note G4, marked *ff*, and then a half note G4 in measure 85, marked *p*, with 'pizz.' and 'arco' markings. The Viola (Vla.) staff has a half rest in measure 84, followed by a half note G3 in measure 85. The Violoncello (Vc.) staff has a half note G2 in measure 84, followed by a half note G2 in measure 85, marked *p*, with a 'Swan effect' annotation. A dashed line is drawn below the Vc. staff.

85

Fl. *fp*

A Cl. *fp*

Pno. *Ped. until it fades out*

Vln. *ff* *pizz.* *arco* *p*

Vla. *fp*

Vc.

Detailed description: This page of a musical score, numbered 91 and titled 'Sketches', contains six staves for different instruments. The Flute (Fl.) staff begins at measure 85 with a single note marked *fp*. The Clarinet in A (A Cl.) staff has a rest until measure 86, followed by a note marked *fp* with a slur. The Piano (Pno.) staff shows a complex texture with multiple lines of notes and a pedal instruction: *Ped. until it fades out*. The Violin (Vln.) staff starts at measure 85 with a note marked *ff*, followed by a *pizz.* (pizzicato) section and an *arco* (arco) section with a note marked *p*. The Viola (Vla.) staff has a note marked *fp* with a slur. The Violoncello (Vc.) staff features a melodic line with notes marked with accents and slurs.

86

Fl. *fp*

A Cl. *fp*

Perc.

86

Vln. *ff* *p* pizz. arco

Vla. *ff* *fp* pizz. arco

Vc.

Detailed description: This page of a musical score, numbered 92 and titled 'Sketches', contains six staves for different instruments. The Flute (Fl.) staff begins at measure 86 with a single note marked *fp*. The Alto Clarinet (A Cl.) staff has a rest until measure 87, followed by a note marked *fp* with a slur. The Percussion (Perc.) staff has a rest until measure 87, followed by a note. The Violin (Vln.) staff starts at measure 86 with a note marked *ff*, then a note marked *p* with 'pizz.' above it, and a slur over the next two notes with 'arco' above it. The Viola (Vla.) staff has a rest until measure 87, followed by a note marked *ff* with 'pizz.' above it, and a note marked *fp* with 'arco' above it. The Violoncello (Vc.) staff has a note marked *ff* with a slur, followed by a note marked *fp* with a slur, and a final note marked *fp* with a slur.

87

Fl. *fp*

A Cl. *p*

Perc.


Pno. *Ped. until it fades out*

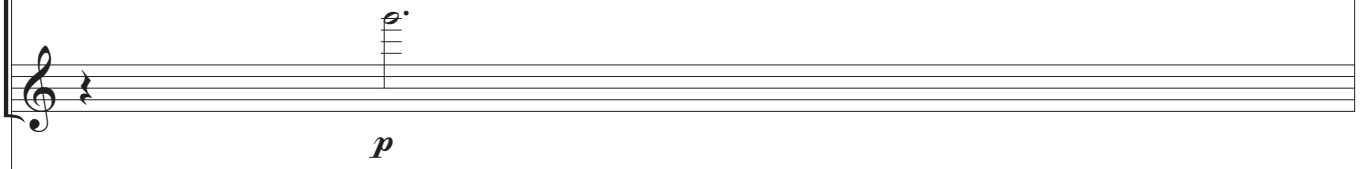
Vln. *ff* *pizz.* *arco* *p*

Vla.

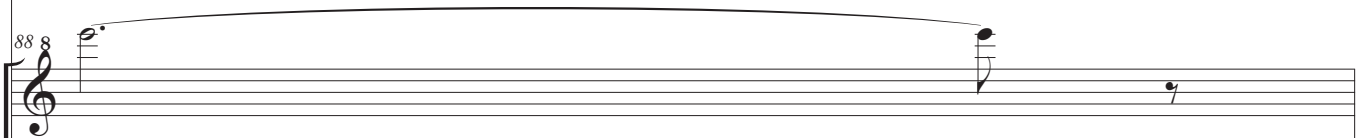
Vc.


Detailed description: This page of a musical score, titled 'Sketches', is page 93. It features seven staves for different instruments: Flute (Fl.), Alto Clarinet (A Cl.), Percussion (Perc.), Piano (Pno.), Violin (Vln.), Viola (Vla.), and Violoncello (Vc.). The Flute part begins at measure 87 with a single note marked *fp*. The Alto Clarinet part has a rest followed by a note marked *p* with a slur. The Percussion part shows a rhythmic pattern of notes and rests. The Piano part includes a rest, a chord, and a thick horizontal bar with the instruction 'Ped. until it fades out'. The Violin part starts at measure 87 with a note marked *ff*, followed by a *pizz.* section and an *arco* section with a slur and a note marked *p*. The Viola and Violoncello parts have notes with slurs and dynamic markings.

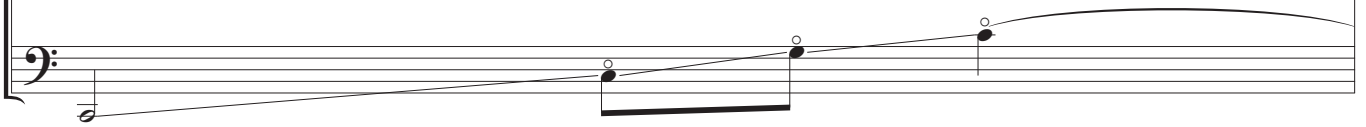
Fl. ⁸⁸ 

A Cl. 

p

Vln. ⁸⁸ 

Vla. 

Vc. 

89

Fl. *fp*

A Cl. *fp*

Perc.

Vln. *ff* pizz. *p* arco

Vla. *fp*

Vc.

Detailed description: This page of a musical score, titled 'Sketches' and numbered '95', contains six staves. The Flute (Fl.) staff begins at measure 89 with a whole note on G5, marked *fp*, with a long slur extending to the end of the page. The Alto Clarinet (A Cl.) staff has a whole rest in measure 89, followed by a quarter note on G4, a quarter note on G5, and a whole note on G5, all marked *fp* and slurred together. The Percussion (Perc.) staff has a quarter note on C4, a quarter note on C4, a quarter rest, and a whole rest. The Violin (Vln.) staff starts at measure 89 with a half note on G4 marked *ff* and *pizz.*, followed by a half note on G4 marked *p* and *arco*, and a whole note on G4. The Viola (Vla.) staff has a whole rest in measure 89, followed by a quarter note on G4, a quarter note on G5, and a whole note on G5, all marked *fp* and slurred together. The Violoncello (Vc.) staff has a half note on G2, a half note on G2, a half note on G2, a half note on G2, and a half note on G2, all marked *fp* and slurred together.

Fl.

A Cl.

This block contains the musical notation for the Flute (Fl.) and Alto Clarinet (A Cl.) parts. Both staves begin with a dynamic marking of *90* and a fermata over a dotted quarter note. The rest of the staves are empty, indicating that the instruments are silent for the remainder of the page.

Vln.

Vla.

Vc.

This block contains the musical notation for the Violin (Vln.), Viola (Vla.), and Violoncello (Vc.) parts. The Violin and Viola parts begin with a dynamic marking of *90* and a fermata over a dotted quarter note, with a slur extending across the measure. The Violoncello part begins with a dynamic marking of *90* and a slur over a dotted quarter note, with a slur extending across the measure. The rest of the staves are empty, indicating that the instruments are silent for the remainder of the page.

Section 7



Suspended Cymbal

Always let the cymbal ring

brush

7

Perc.

A single musical staff for Percussion. It begins with a double bar line. The first measure contains a half note with a vertical line through its stem, representing a cymbal brush stroke. Below this note is the dynamic marking *p*. The second measure is empty, with a vertical bar line at the end of the staff.

Air Tone

Hold the instrument fisting with the left hand covering the strings, so that the strings will be muted by the four fingers.

91

Vln.

A single musical staff for Violin. It begins with a treble clef. The first measure contains a half note on the E line (E4). Below this note is the dynamic marking *p* and the instruction "Sul E". The rest of the staff is empty, with a vertical bar line at the end.


Air Tone


Hold the instrument fisting with the left hand covering the strings, so that the strings will be muted by the four fingers.


Vla.

A single musical staff for Viola. It begins with an alto clef. The first measure contains a half note on the A line (A3). Below this note is the dynamic marking *p* and the instruction "Sul A". The rest of the staff is empty, with a vertical bar line at the end.

92

Perc. 

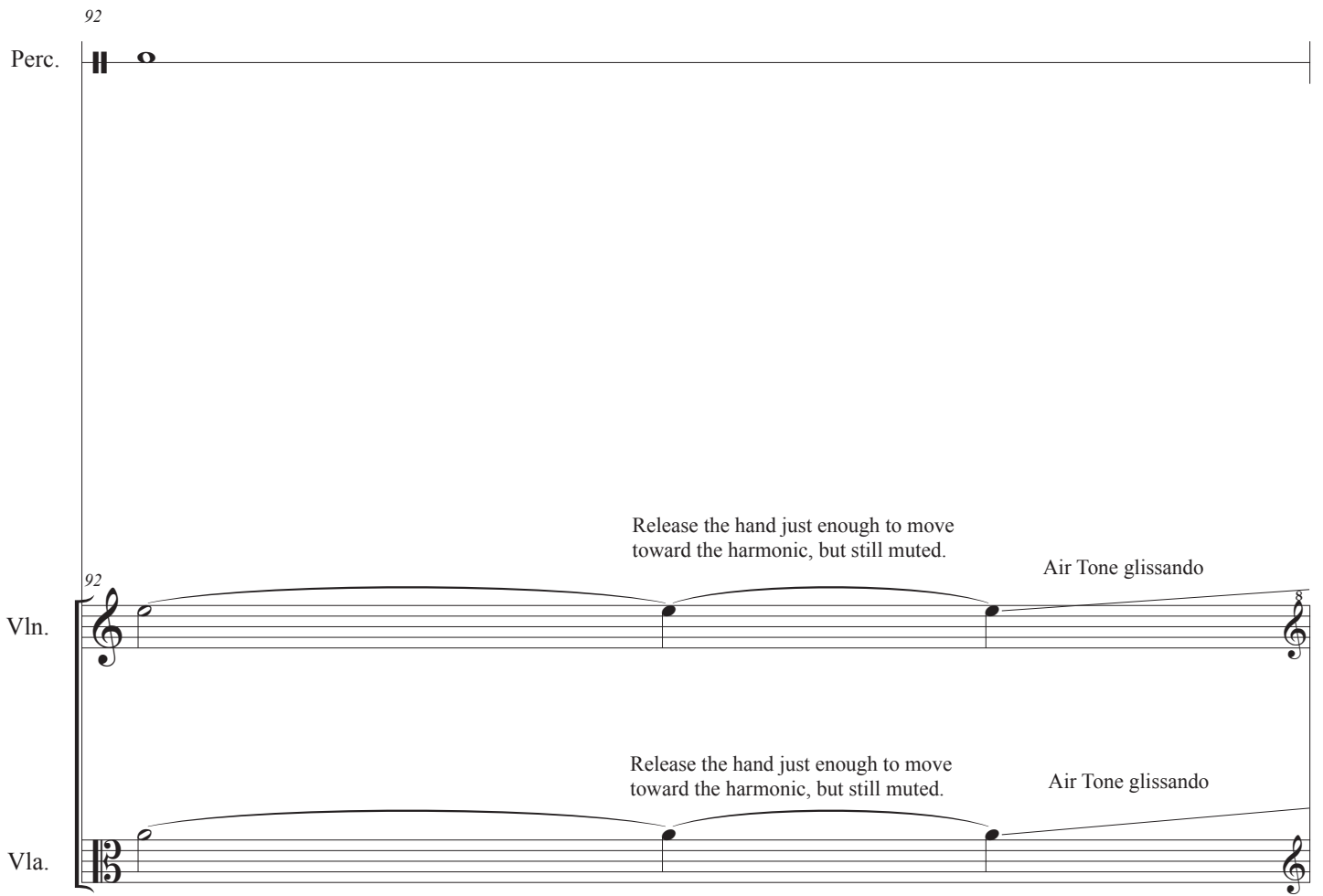
Vln. 

Vla. 


Release the hand just enough to move toward the harmonic, but still muted.


Air Tone glissando

8




93

Perc. 

Vln. 

Unmute for the harmonic

Air Tone
Hold the instrument fisting with the left hand covering the strings, so that the strings will be muted by the four fingers.


Vla. 


Unmute for the harmonic

Air Tone
Hold the instrument fisting with the left hand covering the strings, so that the strings will be muted by the four fingers.

p *p* *p* *p*


94 **C- Flute** Air Tone with no pitch

Fl. 


94 Perc. 


94 8 Pno. Dashed lines indicate the glissando to be as continuous as possible

Inside the piano
With a very soft mallet, glissando circularly
on the highest range strings.

 *p*

Ped. until it fades out

94 Vln. 

94 Vla. 

95

Fl. Play the pitch for a moment Air Tone with no pitch

95

Perc.

95 8

Pno.

95

Vln.

95

Vla.

Detailed description of the musical score: The score is for five instruments: Flute (Fl.), Percussion (Perc.), Piano (Pno.), Violin (Vln.), and Viola (Vla.). The Flute part starts at measure 95 with a quarter note, followed by a half note marked *mp*, and then a dotted quarter note marked *p*. A slur connects these three notes. Above the second and third notes are the instructions "Play the pitch for a moment" and "Air Tone with no pitch" respectively. The Percussion part has a single half note at measure 95. The Piano part has a complex rhythmic pattern with a dashed line connecting notes. The Violin and Viola parts have single notes at measure 95.

96

Perc.

Pno.

96 8

accelerated glissando inside the piano using a drum stick

No Ped. *mf*


Vln.


Vla.

96

The image shows a musical score for four instruments: Percussion (Perc.), Piano (Pno.), Violin (Vln.), and Viola (Vla.). The score is for measure 96. The Percussion part has a single note. The Piano part has a complex texture with notes and an accelerated glissando marked 'mf' and 'No Ped.'. The Violin and Viola parts have single notes.


97

Perc. 

Pno. 

97 8


p
Ped. until it fades out

Vln. 

97

Release the hand just enough to move toward the harmonic, but still muted. Air Tone glissando Unmute for the harmonic

pp

Vla. 

97

Release the hand just enough to move toward the harmonic, but still muted. Air Tone glissando Unmute for the harmonic

pp

arco Notes above the staff are for bowing.
Notes below the staff are for touching on the cymbal to make harmonics.
Freely change your touching point on the cymbal (center, middle, and the edge) following the rhythm.

98

Perc.

pp (dynamics may change in practice up to *mp*)

Pno.

Vln.

Vla.

Vc.

Sul A

pp

99 Perc. Percussion staff with a double bar line and a fermata over a note.

99 Pno. Piano staff with a treble and bass clef, dynamic marking "99 8", and a series of notes with a dashed line connecting them.

Vln. Violin staff with a treble clef and dynamic marking "99 8".

Vla. Viola staff with a treble clef and dynamic marking "99 8".

Vc. Violoncello staff with a treble clef, dynamic marking "99 8", and a note with a slur and the text "Swan effect".

100

Air Tone with no pitch

Fl.

100

Perc.

100

Pno.

8

100

Vln.

100

Vla.

100

Vc.

Sketches

Multiphonic

101 Ordinary

Fl. *mp* *pp*

101 Multiphonic

A Cl. *n* *mf* *n*

101 Perc.

1018 Pno. *p*
Ped. until it fades out

glissando inside the piano
using a soft percussion brush

1018 Vln. Swan effect

Vla. Swan effect

Vc. Swan effect

102

Perc.

Pno.

1028

Vln.

Vla.

Vc.

The image shows a page of musical sketches for five instruments: Percussion (Perc.), Piano (Pno.), Violin (Vln.), Viola (Vla.), and Violoncello (Vc.). The page is numbered 109 and titled "Sketches". The Percussion part starts at measure 102 and features a rhythmic pattern of eighth notes and quarter notes. The Piano part starts at measure 1028 and features a melodic line with a dashed line indicating a continuation. The Violin, Viola, and Violoncello parts are mostly empty with some initial notation.

103 Perc.

1038 Pno.

1038 Vln. Swan effect

1038 Vla. Swan effect

1038 Vc. Swan effect

Detailed description: This page of a musical score, titled 'Sketches', contains five staves. The first staff is for Percussion (Perc.), starting at measure 103 with a double bar line and a single eighth note. The second staff is for Piano (Pno.), starting at measure 1038, featuring a series of chords connected by a dashed line, with a thick horizontal line underneath. The third, fourth, and fifth staves are for Violin (Vln.), Viola (Vla.), and Violoncello (Vc.) respectively, each starting at measure 1038. Each of these three staves contains a single note with a long, curved line above it labeled 'Swan effect', indicating a sustained, decaying sound.

The image shows a musical score for four instruments: Piano (Pno.), Violin (Vln.), Viola (Vla.), and Violoncello (Vc.). The score is divided into two measures, labeled '10' and '8' at the beginning of each staff. The Piano part features a series of chords in the right hand, with a dashed line indicating a melodic contour. The Violin and Viola parts have a single note in measure 10, which is held through measure 8 with a slur. The Violoncello part has a single note in measure 10.

Pno.

Vln.

Vla.

Vc.

Pno.

1058

8

Detailed description: The image shows a musical score for piano, labeled 'Pno.' on the left. It consists of two staves: a treble clef staff on top and a bass clef staff on the bottom. The treble clef staff begins with a treble clef and a key signature of one flat (B-flat). The first measure contains a quarter note on G4 with a stem pointing down. The second measure contains a quarter note on E4 with a stem pointing down. The third measure contains a quarter note on G4 with a stem pointing down. The fourth measure contains a quarter note on E4 with a stem pointing down. The fifth measure contains a quarter note on G4 with a stem pointing down. The sixth measure contains a quarter note on E4 with a stem pointing down. The seventh measure contains a quarter note on G4 with a stem pointing down. The eighth measure contains a quarter note on E4 with a stem pointing down. A slur is placed over the seventh and eighth notes. Dashed lines connect the notes in the treble clef staff. The bass clef staff begins with a bass clef and a key signature of one flat. The first measure contains a quarter note on G2 with a stem pointing up. The second measure contains a quarter note on E2 with a stem pointing up. The third measure contains a quarter note on G2 with a stem pointing up. The fourth measure contains a quarter note on E2 with a stem pointing up. The fifth measure contains a quarter note on G2 with a stem pointing up. The sixth measure contains a quarter note on E2 with a stem pointing up. The seventh measure contains a quarter note on G2 with a stem pointing up. The eighth measure contains a quarter note on E2 with a stem pointing up. A small number '8' is written below the bass clef staff. The number '1058' is written above the first note in the treble clef staff.