

Lawrence Berkeley National Laboratory

Recent Work

Title

RESONANT GENERATION OF NONEQUILIBTIUM PHONONS IN GaAs/AlAs QUANTUM WELLS VIA INTERSUBBAND SCATTERING

Permalink

<https://escholarship.org/uc/item/1f25s5jc>

Authors

Su, Z.P.

Ruf, T.

Wald, K.R.

et al.

Publication Date

1994-07-01



Lawrence Berkeley Laboratory

UNIVERSITY OF CALIFORNIA

Materials Sciences Division

To be presented at the Twenty-Second International Conference on Physics of Semiconductors, Vancouver, B.C., Canada, August 15-19, 1994, and to be published in the Proceedings

Resonant Generation of Nonequilibrium Phonons in GaAs/AlAs Quantum Wells via Intersubband Scattering

Z.P. Su, T. Ruf, K.R. Wald, P.Y. Yu, and K.T. Chan

July 1994



REFERENCE COPY |
Does Not |
Circulate |

Bldg. 50 Library.

Copy 1

LBL-35940

DISCLAIMER

This document was prepared as an account of work sponsored by the United States Government. While this document is believed to contain correct information, neither the United States Government nor any agency thereof, nor the Regents of the University of California, nor any of their employees, makes any warranty, express or implied, or assumes any legal responsibility for the accuracy, completeness, or usefulness of any information, apparatus, product, or process disclosed, or represents that its use would not infringe privately owned rights. Reference herein to any specific commercial product, process, or service by its trade name, trademark, manufacturer, or otherwise, does not necessarily constitute or imply its endorsement, recommendation, or favoring by the United States Government or any agency thereof, or the Regents of the University of California. The views and opinions of authors expressed herein do not necessarily state or reflect those of the United States Government or any agency thereof or the Regents of the University of California.

**Resonant Generation of Nonequilibrium Phonons in GaAs/AlAs
Quantum Wells via Intersubband Scattering**

Z.P. Su, T. Ruf, K.R. Wald, and P.Y. Yu

Department of Physics
University of California
and
Materials Sciences Division
Lawrence Berkeley Laboratory
University of California
Berkeley, California 94720

K.T. Chan

Chinese University of Hong Kong, Hong Kong

July 1994

To be presented at the 22nd Internat. Conf. on Physics of Semiconductors,
Vancouver, Canada, Aug. 15-19, 1994.

RESONANT GENERATION OF NONEQUILIBRIUM PHONONS IN GaAs/AlAs QUANTUM WELLS VIA INTERSUBBAND SCATTERING

Z.P. SU, T. RUF*, K.R. WALD, P.Y. YU

Department of Physics, University of California at Berkeley, Berkeley, CA94720 and
Materials Sciences Division, Lawrence Berkeley Laboratory, Berkeley, CA94720

and

K.T. CHAN

Chinese University of Hong Kong, Hong Kong

ABSTRACT

We have studied the resonant intersubband scattering of optical phonons or RISOP theoretically and by picosecond Raman scattering. Experimentally, we have established a way to determine phonon occupancy in quantum wells. Our model calculation shows that a significant amount of long wavelength LO phonons are generated by RISOP in GaAs/AlAs quantum wells. However, we measured a much smaller phonon population than predicted. The discrepancy can be explained by a breakdown of in-plane wavevector conservation due to interface roughness.

1. Introduction

When energetic electrons are photoexcited by picosecond lasers into the conduction subbands of semiconductor quantum wells (QW), they relax by emitting nonequilibrium phonons via intrasubband and intersubband scattering. During these processes, both energy and q_{\parallel} , wavevector parallel to the QW layers, have to be conserved. As a result, phonons generated by intrasubband scattering typically have q_{\parallel} much larger than 10^5 cm^{-1} , and, in principle, cannot be observed in Raman *backscattering* experiments due to the conservation of q_{\parallel} in Raman processes. On the other hand, it has been suggested that, when the subband separation is close to one LO phonon energy, resonant intersubband scattering of optical phonons or RISOP will become important¹. Since RISOP can produce phonons with wavevectors less than 10^5 cm^{-1} , Raman scattering is an ideal probe for studying RISOP. In this work, we report our theoretical and experimental study of RISOP using Raman scattering with picosecond tunable laser pulses. Our results suggest that interface roughness greatly decreases the importance of RISOP in Raman scattering from nonequilibrium phonons.

* Present address: Max-Planck-Institut für Festkörperforschung, Stuttgart, Germany

2. Model calculation and results

Our model calculation is based on the model of electron-phonon (Fröhlich) interaction in QW proposed by Huang and Zhu²⁻⁴. The nonequilibrium phonon distribution N_q is obtained by solving a set of rate equations similar to that described in Ref. 5. As can be seen from fig.1(a), the nonequilibrium phonon distribution generated by intersubband scattering depends very strongly on the QW width. When the well width is around 185 Å and the corresponding separation of the first two subbands is about 1 LO phonon energy, a significant amount of small $q_{//}$ ($<10^5$ cm⁻¹) phonons are generated by RISOP. This is shown more explicitly in fig. 1(b) where N_q is plotted against well width for $q_{//} = 7 \times 10^4$ cm⁻¹.

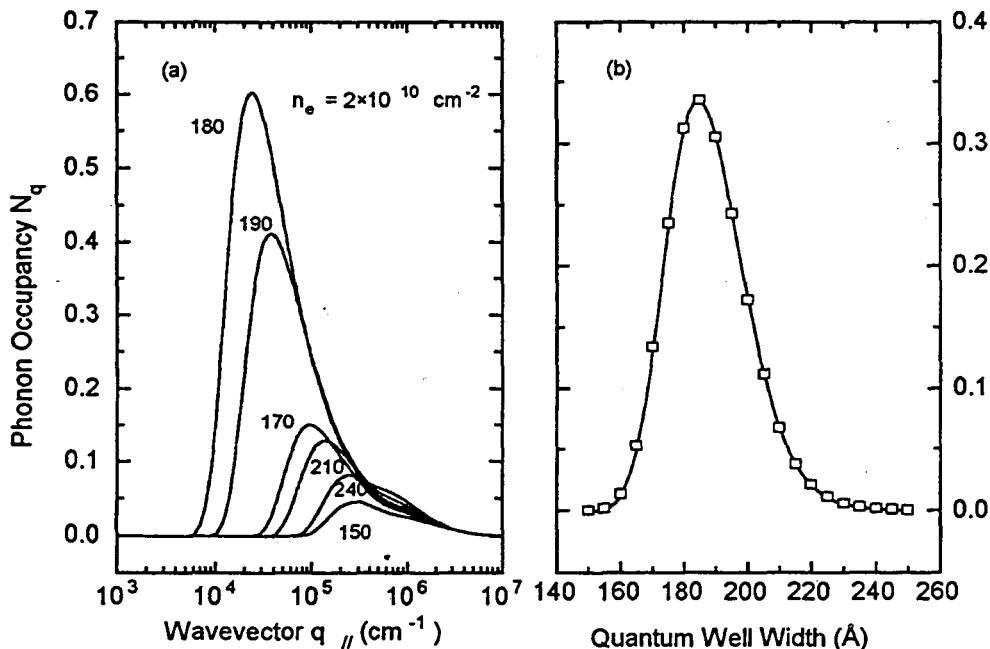


Figure 1. (a) Phonons generated by intersubband scattering as a function of in-plane wavevector $q_{//}$ calculated for an electron density of 2×10^{10} cm⁻² and for several QW widths (in Å). (b) Occupancy of phonons with wavevector $q_{//} = 7 \times 10^4$ cm⁻¹ as a function of well width. This wavevector corresponds to the actual experimental value.

3. Experimental results and discussions

Measurement of N_q was performed with a 5 picosecond dye laser. The inelastically scattered light was dispersed by a Spex triple spectrometer and recorded by a multi-channel detector. The $q_{//}$ of phonons probed by Raman scattering is about 7×10^4 cm⁻¹. Due to strong resonance Raman effect in QW, the usual way of determining N_q by simply taking the ratio of Stokes $I_S(\omega_L)$ and anti-Stokes intensity $I_{AS}(\omega_L)$ at the same incident photon frequency ω_L is no longer valid. Loudon have shown that, in systems with time reversal symmetry, Stokes cross-section σ_S and anti-Stokes cross-section σ_{AS} satisfy the following relation:⁶

$$\sigma_{AS}(\omega_L - \omega_{LO}) = \sigma_S(\omega_L) \quad (1)$$

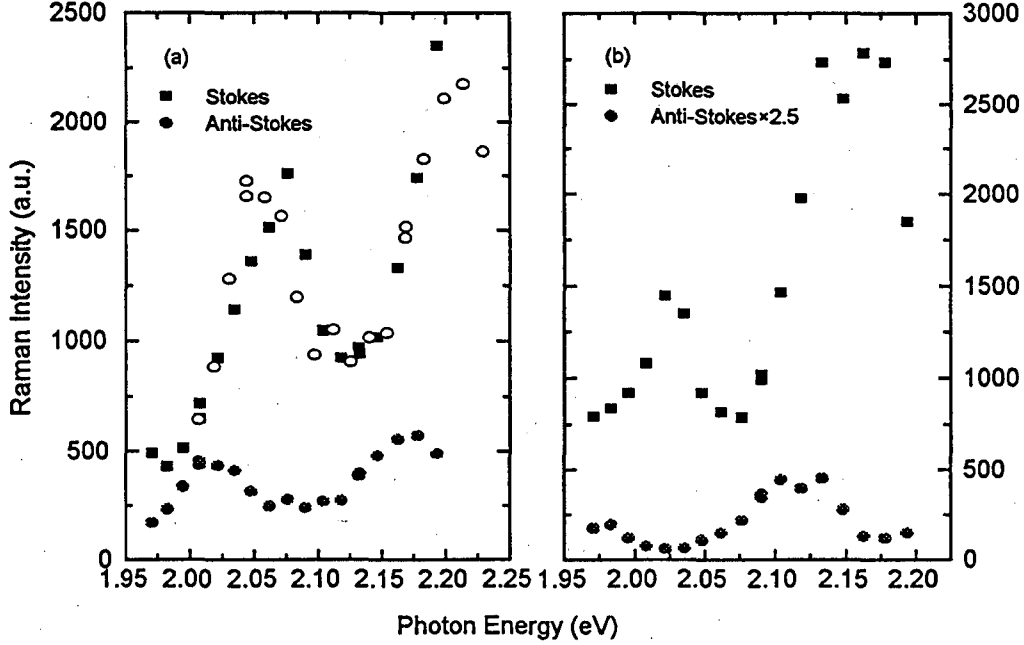


Figure 2. Dependence of Raman intensity on incident laser photon energy for a multiple QW sample with 190 Å well width. (a) measurement at room temperature. Open circles represent anti-Stokes intensities after being multiplied by a factor of 3.8 and shifted to the right along the horizontal axis by 1 LO phonon energy, (b) measurement at liquid nitrogen temperature.

where ω_{LO} is the LO phonon frequency. As a result the correct formula for determining the phonon occupancy is given by the following equation:

$$N_q = [I_S(\omega_L) / I_{AS}(\omega_L - \omega_{LO}) - 1]^{-1} \quad (2)$$

To test the validity of eq. (1), we measured the Stokes and anti-Stokes Raman intensities in a QW sample at room temperature. As shown in fig. 2, the Stokes and anti-Stokes intensities show resonance peaks at different photon energies. However, their enhancement peaks are shifted by exactly $\hbar\omega_{LO}$ as predicted by eq. (1). This is shown in fig. 2(a) by multiplying the anti-Stokes intensities by 3.8 and shifting the entire curve towards higher photon energy by $\hbar\omega_{LO}$. The N_q calculated using eq. (2) is 0.35 and the corresponding phonon temperature is 330 K. At liquid nitrogen temperature, anti-Stokes scattering became negligible unless the sample was excited by strongly focussed picosecond laser pulse. In this case the Raman signals were due entirely to scattering by nonequilibrium phonons. These showed similar enhancement peaks whose positions differ by $\hbar\omega_{LO}$ between the Stokes and anti-Stokes spectra (see fig. 2(b)). The N_q as determined from eq. (2) is shown as a function of well width in fig. 3. In contrast to the results of the model calculation, there is no noticeable enhancement due to RISOP. In view of our experimental results, we propose the following explanation. We have assumed that $q_{//}$ is conserved in Raman scattering. However, due to interface roughness, $q_{//}$ may not be conserved exactly. Instead of probing phonons with a single value of $q_{//}$, we in fact measure phonons with a range of $q_{//}$. This range is approximately related to the average

size d of the atomically smooth regions as $2\pi/d$. Recent experimental work on resonant acoustic phonon scattering have also found interface roughness to be important⁷. These authors have found d to be a few hundred Å in their samples. If we assume $d = 100$ Å for our samples, we find qualitative agreement between our calculations and experimental results (fig. 3). This suggests that interface roughness play a very important role in our Raman scattering experiment.

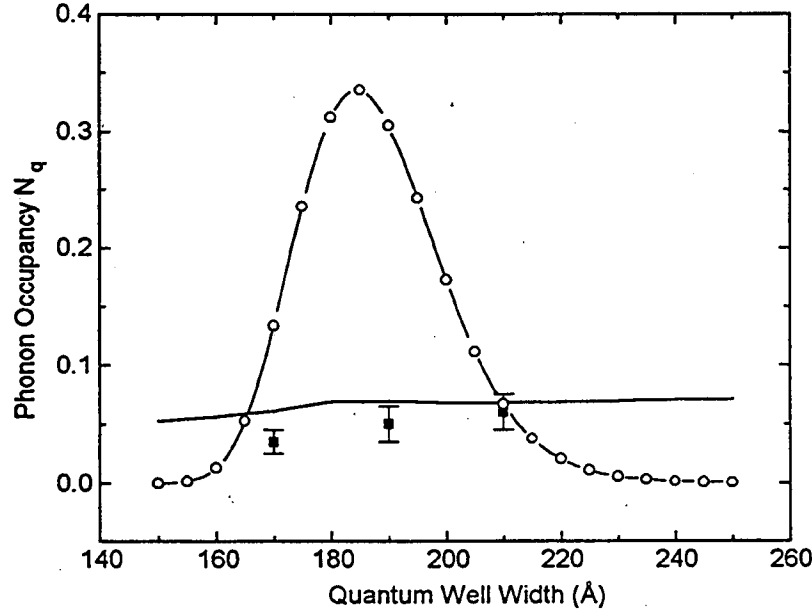


Figure 3. Nonequilibrium phonon occupancy vs. quantum well width for electron density of $2 \times 10^{10} \text{ cm}^{-2}$, solid squares represent experimental data, solid line represents calculations including interface roughness effect, open circles represent calculations with conservation of $q_{||}$.

4. Acknowledgments

This work was supported by the Director, Office of Energy Research, Office of Basic Energy Sciences, Materials Sciences Division of the U.S. Department of Energy under Contract No. DE-AC03-76SF00098. TR acknowledges support of a IBM Postdoctoral Fellowship.

5. References

1. See, for example, S. Briggs and J. P. Leburton, *Superlatt. Microstruct.* **5**, 145 (1989).
2. K. Huang and B. Zhu, *Phys. Rev. B* **38**, 13377 (1988).
3. S. Rudin and T.L. Reinecke, *Phys. Rev. B* **41**, 7713 (1990); **43**, 9298(E) (1991).
4. H. Rucker, E. Molinari, and P. Lugli, *Phys. Rev. B* **44**, 3463 (1991).
5. K.T. Tsen, K.R. Wald, T. Ruf, P.Y. Yu, and H. Morkoç, *Phys. Rev. Lett.*, **67**, 2557 (1991).
6. R. Loudon, *Proc. R. Soc. London A* **275**, 218 (1963).
7. T. Ruf, V.I. Belitsky, J. Spitzer, V.F. Sapega, M. Cardona, and K Ploog, *Phys. Rev. Lett.*, **71**, 3035 (1993).

LAWRENCE BERKELEY LABORATORY
UNIVERSITY OF CALIFORNIA
TECHNICAL INFORMATION DEPARTMENT
BERKELEY, CALIFORNIA 94720