

UCLA

UCLA Previously Published Works

Title

Nickel-Catalyzed Alkylation of Amide Derivatives

Permalink

<https://escholarship.org/uc/item/18d9z7w2>

Journal

ACS Catalysis, 6(5)

ISSN

2155-5435

Authors

Simmons, Bryan J
Weires, Nicholas A
Dander, Jacob E
[et al.](#)

Publication Date

2016-05-06

DOI

10.1021/acscatal.6b00793

Peer reviewed



Published in final edited form as:

ACS Catal. 2016 May 6; 6(5): 3176–3179. doi:10.1021/acscatal.6b00793.

Nickel-Catalyzed Alkylation of Amide Derivatives

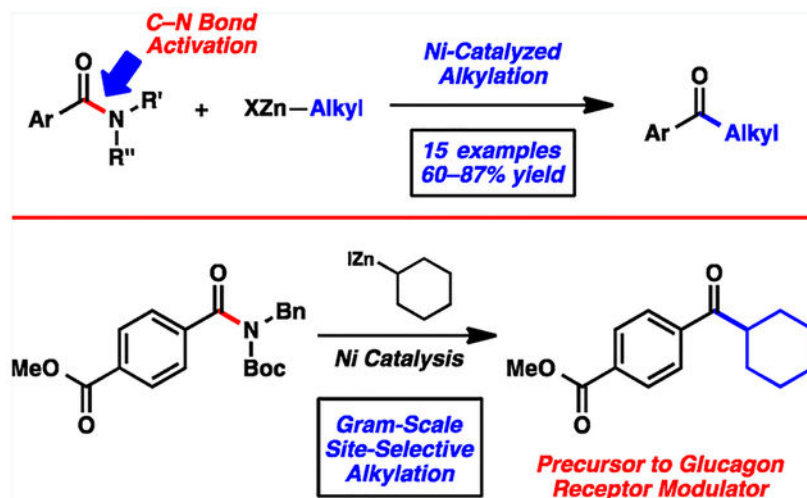
Bryan J. Simmons[†], Nicholas A. Weires[†], Jacob E. Dander, Neil K. Garg^{*}

Department of Chemistry and Biochemistry, University of California, Los Angeles, California 90095, United States

Abstract

We report the catalytic alkylation of amide derivatives, which relies on the use of nonprecious metal catalysis. Amide derivatives are treated with organozinc reagents, utilizing nickel catalysis, to yield ketone products. The methodology is performed at ambient temperature and is tolerant of variation in both coupling partners. A precursor to a nanomolar glucagon receptor modulator was synthesized using the methodology, underscoring the mild nature of this chemistry and its potential utility in pharmaceutical synthesis. These studies are expected to further promote the use of amides as synthetic building blocks.

Graphical Abstract



Keywords

nickel; catalysis; alkylation; amides; cross-coupling

^{*}Corresponding Author: neilgarg@chem.ucla.edu.

[†]B.J.S. and N.A.W. contributed equally.

Supporting Information

The Supporting Information is available free of charge on the ACS Publications website at DOI: 10.1021/acscatal.6b00793.

Detailed experimental and compound characterization data (PDF)

The authors declare no competing financial interest.

The ability to activate traditionally unreactive functional groups as synthons continues to be a vital area of research. One particularly stable functionality is the amide.¹ The resonance stabilization of amides has been well understood for decades;^{1,2} consequently, the use of amides in C–N bond cleavage reactions has remained limited. Recently, however, there has been much interest in breaking amide C–N bonds to forge new C–heteroatom and C–C bonds.^{3–7} Such methodologies provide new tactics to prepare acyl derivatives, but with the key benefit of amide stability. The use of amides in multistep synthesis, followed by selective C–N bond activation and coupling, should ultimately prove advantageous in the synthesis of complex molecules.

The present study focuses on activating and coupling amides to build acyl C–C bonds in an intermolecular fashion (Figure 1). Such catalytic methodology would complement Weinreb amide chemistry, but without the use of highly basic and pyrophoric organometallic reagents.⁸ Prior contributions in this area include Suzuki–Miyaura couplings (**1** → **2**) reported by Zou (Pd),⁴ Szostak (Pd),⁵ and our laboratory (Ni).^{3b} In each of these cases, the nucleophilic coupling partner was restricted to *aryl*/boronate species, thus limiting the application of this methodology. The corresponding *alkylative* coupling (**1** → **3**) would be highly desirable, given the prevalence of alkyl ketones in molecules of biological importance and the versatility of alkyl ketones as synthetic building blocks. Herein, we report the first alkylative cross-coupling of amide derivatives.

Following unsuccessful attempts to couple amide derivatives with aliphatic boronic acids and esters, we opted to pursue the use of organozinc reagents as cross-coupling partners.⁹ Our earlier studies have relied on the use of nickel catalysis for amide C–N bond activation,³ which is notable, given that nickel is less expensive, more abundant, and displays a smaller CO₂ footprint, compared to its precious metal counterpart, palladium.¹⁰ Catalytic acyl couplings¹¹ with organozinc reagents are well-precedented using acid halides (Pd or Ni),¹² anhydrides (Pd, Ni, or Rh),^{12a,13} and thioesters (Pd or Ni),^{12a,b,14} but the corresponding coupling of amides has not been reported.

To initiate our study, we examined the coupling of naphthamides **4** with benzylzinc bromide (**5**) in the presence of catalytic Ni(cod)₂ and the NHC ligand SIPr in THF (Scheme 1). Although several amide derivatives failed to undergo the coupling (entries 1–3), we were delighted to find that *N*-alkyl,Boc and *N*-alkyl,Ts derivatives could be utilized (entries 4 and 5, respectively).¹⁵ *N*-Alkyl,Ts amides (e.g., **4e**) are well-suited for use in multistep synthesis.¹⁶ Notably, the successful reactions of **4d** and **4e** proceeded at room temperature, which compares favorably to the few existing examples of catalytic amide C–N bond activation (ca. 50–160 °C),^{3–7} and highlights the mild nature of this coupling.

Having found that the alkylative coupling of amide derivatives was indeed possible,¹⁷ we evaluated the scope of the amide substrate (Figure 2). The use of the parent naphthyl substrate gave **6** in 80% isolated yield. In addition, it was found that the methodology was not restricted to extended aromatics. For example, the substrate derived from benzoic acid coupled smoothly to furnish **7** in 74% yield. Substrates bearing electron-donating groups could also be employed, as demonstrated by the formation of **8–10**. From the latter two cases, it should be emphasized that the presence of tertiary amines does not hinder catalysis.

As shown by the formation of **11** and **12**, the electron-withdrawing –F and –CF₃ substituents were also tolerated.¹⁸

Additionally, we examined the scope of the organozinc reagent in this methodology (Figure 3).^{19,20} *n*-Propylzinc bromide was successfully employed to furnish **13** in 80% yield. To assess the tolerance of the methodology toward β -branching, neopentylzinc iodide, a very hindered nucleophile was tested and found to undergo the desired coupling to furnish **14**. α -Branched nucleophiles could also be employed, as judged by the formation of **15** and **16**. Notably, couplings utilizing secondary organozinc reagents are known to be challenging.²¹ Finally, cyclopentyl and cyclohexyl organozinc reagents underwent the desired coupling in good yield to deliver products **17** and **18**, respectively.

The alkylative cross-coupling methodology was further probed in a synthetic application (Scheme 2). On a gram-scale, amide derivative **19** was coupled with cyclohexylzinc iodide (**20**) using our optimal nickel-catalyzed reaction conditions. This transformation provided ketone **21** in 71% yield without disturbing the ester.²² Ketone **21** is an intermediate in Pfizer's synthesis of the glucagon receptor modulator **22**.²³ The cross-coupling route to **21** provides a favorable alternative to the known Weinreb amide displacement chemistry described in the literature, which proceeds in 34% yield.²³

In summary, we have developed the first catalytic alkylation of amide derivatives. The transformation involves the coupling of *N*-alkyl,Ts or *N*-alkyl,Boc amides with organozinc reagents using nickel catalysis. The methodology proceeds at room temperature and is tolerant of variation in both the substrate and nucleophilic coupling partner. The synthesis of **21** underscores the mildness and scalability of this methodology, along with the applicability of this technology to pharmaceutical synthesis. As such, we expect that these studies will further promote the use of amides as synthetic building blocks for use in the synthesis of drugs and natural products.

Supplementary Material

Refer to Web version on PubMed Central for supplementary material.

ACKNOWLEDGMENTS

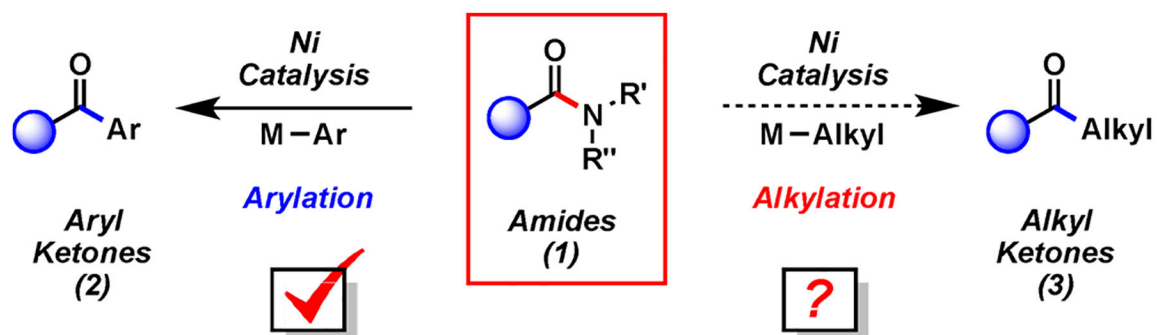
The authors are grateful to Boehringer Ingelheim, Bristol-Myers Squibb, the Camille and Henry Dreyfus Foundation, the A. P. Sloan Foundation, the University of California, Los Angeles (UCLA), the National Science Foundation (NSF) (N.A.W., No. DGE-1144087), the Foote Family (N.A.W. and J.E.D.), and the UCLA Gold Shield Alumnae for financial support. These studies were supported by shared instrumentation grants from the NSF (No. CHE-1048804) and the National Institutes of Health National Center for Research Resources (NIH NCRR) (No. S10RR025631).

REFERENCES

- (1). The Amide Linkage: Structural Significance in Chemistry, Biochemistry, and Materials Science; Greenberg A, Breneman CM, Liebman JF, Eds. Wiley: New York, 2003; pp 1–672.
- (2). Pauling L; Corey RB Proc. Natl. Acad. Sci. U. S. A 1951, 37, 729–740. [PubMed: 16578412]
- (3). (a) Hie L; Fine Nathel NF; Shah TK; Baker EL; Hong X; Yang Y-F; Liu P; Houk KN; Garg NK Nature 2015, 524, 79–83. [PubMed: 26200342] (b) Weires NA; Baker EL; Garg NK Nat. Chem 2015, 8, 75–79. [PubMed: 26673267]

- (4). Li X; Zou G Chem. Commun 2015, 51, 5089–5092.
- (5). (a)Meng G; Szostak M Org. Lett 2015, 17, 4364–4367. [PubMed: 26284604] (b)Meng G; Szostak M Org. Biomol. Chem 2016, DOI: 10.1039/C6OB00084C.
- (6). For the activation of strained β -lactams using Pd, see: Yada A; Okajima S; Murakami MJ Am. Chem. Soc 2015, 137, 8708–8711.
- (7). For amide activation, accompanied by decarbonylation, see: (a)Meng G; Szostak M Angew. Chem., Int. Ed 2015, 54, 14518–14522. (b)Meng G; Szostak M Org. Lett 2016, 18, 796–799. [PubMed: 26855279]
- (8). Nahm S; Weinreb SM Tetrahedron Lett. 1981, 22, 3815–3818.
- (9). Organozinc halides are functional group tolerant and are not known to undergo nucleophilic attack on ketones, esters, or amides (including Weinreb amides). For pertinent discussions, see: (a)Cárdenas DJ Angew. Chem., Int. Ed 2003, 42, 384–387. (b)Knochel P; Singer RD Chem. Rev 1993, 93, 2117–2188.
- (10). (a)Rosen BM; Quasdorf KW; Wilson DA; Zhang N; Resmerita A-M; Garg NK; Percec V Chem. Rev 2011, 111, 1346–1416. [PubMed: 21133429] (b)Tasker SZ; Standley EA; Jamison TF Nature 2014, 509, 299–309. [PubMed: 24828188] (c)Mesganaw T; Garg NK Org. Process Res. Dev 2013, 17, 29–39. (d)Ananikov VP ACS Catal. 2015, 5, 1964–1971.
- (11). For the coupling of acid chlorides with alkyl Grignard reagents, see: Scheiper B; Bonnekessel M; Krause H; Fürstner AJ Org. Chem 2004, 69, 3943–3949.
- (12). (a)Zhang Y; Rovis TJ Am. Chem. Soc 2004, 126, 15964–15965. (b)Cherney AH; Reisman SE Tetrahedron 2014, 70, 3259–3265. (c)Harada T; Kotani Y; Katsuhira T; Oku A Tetrahedron Lett. 1991, 32, 1573–1576. (d)Negishi E.-i.; Bagheri V; Chatterjee S; Luo F-T; Miller JA; Stoll AT Tetrahedron Lett. 1983, 24, 5181–5184. (e)Iwai T; Nakai T; Mihara M; Ito T; Mizuno T; Ohno T Synlett 2009, 1091–1094. (f)Grey RA J. Org. Chem 1984, 49, 2288–2289. (g)Sato T; Naruse K; Enokiya M; Fujisawa T Chem. Lett 1981, 10, 1135–1138.
- (13). (a)Wang D; Zhang Z Org. Lett 2003, 5, 4645–4648. [PubMed: 14627405] (b)Cook MJ; Rovis T Synthesis 2009, 335–338. (c)Bercot EA; Rovis TJ Am. Chem. Soc 2002, 124, 174–175. (d)Bercot EA; Rovis TJ Am. Chem. Soc 2005, 127, 247–254. (e)Johnson JB; Cook MJ; Rovis T Tetrahedron 2009, 65, 3202–3210. (f)Rogers RL; Moore JL; Rovis T Angew. Chem., Int. Ed 2007, 46, 9301–9304. (g)Bercot EA; Rovis TJ Am. Chem. Soc 2004, 126, 10248–10249. (h)Johnson JB; Yu RT; Fink P; Bercot EA; Rovis T Org. Lett 2006, 8, 4307–4310. [PubMed: 16956213] (i)Johnson JB; Bercot EA; Rowley JM; Coates GW; Rovis TJ Am. Chem. Soc 2007, 129, 2718–2725. (j)Cook MJ; Rovis TJ Am. Chem. Soc 2007, 129, 9302–9303.
- (14). (a)Tokuyama H; Yokoshima S; Yamashita T; Fukuyama T Tetrahedron Lett. 1998, 39, 3189–3192. (b)Mori Y; Seki M Tetrahedron Lett. 2004, 45, 7343–7345. (c)Shimizu T; Seki M Tetrahedron Lett. 2002, 43, 1039–1042. (d)Miyazaki T; Han-ya Y; Tokuyama H; Fukuyama T Synlett 2004, 477–480. (e)Shimizu T; Seki M Tetrahedron Lett. 2001, 42, 429–432. (f)Mori Y; Seki M Adv. Synth. Catal 2007, 349, 2027–2038.
- (15). The role of the N-substituents in amide C–N bond cleavage reactions is currently under investigation and will be described elsewhere in due course.
- (16). *N*-Alkyl, *Ts* amides can be readily prepared by sulfonamide coupling of the corresponding carboxylic acid or acid halide (see the Supporting Information). For a discussion of the robustness of sulfonamides and their stability, see: Searles S; Nukina S Chem. Rev 1959, 59, 1077–1103.
- (17). Substrates derived from aliphatic carboxylic acids do not couple under the reported reaction conditions; studies to overcome this limitation are currently underway.
- (18). Lower yields of 12 were obtained using the corresponding *N*-Me, *Ts* benzamide substrate. Generally, amides derived from electron-poor arenes were found to couple in higher yields when the *N*-Bn, *Boc* derivatives were employed.
- (19). The organozinc bromide or iodide was used in accord with literature precedent for the formation of each organozinc species. Generally, alkyl bromides and iodides are known to undergo organozinc formation more readily than alkyl chlorides; see ref 9b.

- (20). Although primary and secondary organozinc species were well tolerated in the coupling, it was found that couplings with tertiary organozinc halides and organozinc reagents bearing heterocycles, acetals, and esters gave only trace amounts of product.
- (21). Han C; Buchwald SL *J. Am. Chem. Soc.* 2009, 131, 7532–7533. [PubMed: 19441851]
- (22). For the Ni-catalyzed activation of methyl esters, see: Hie L; Fine Nathel NF; Hong X; Yang Y-F; Houk KN; Garg NK *Angew. Chem., Int. Ed* 2016, 55, 2810–2814 (see ref 10 for alternative examples of ester activation using nickel catalysis).
- (23). Apnes GE; Didluk MT; Filipski KJ; Guzman-Perez A; Lee ECY; Pfefferkorn JA; Stevens BD; Tu MM *Glucagon Receptor Modulators*. U.S. Patent 20120202834, 8 9, 2012.



- *First catalytic alkylation of amides (complementary to Weinreb amide chemistry)*
- *New means to synthesize alkyl ketones, including those with alpha branching*
- *Broadens utility of C–C bond forming reactions using non-precious metal catalysis*

Figure 1.
Nickel-catalyzed C–C bond forming reactions from amides.

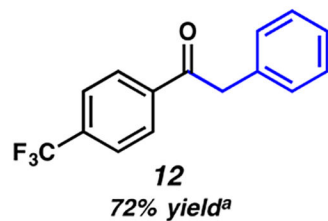
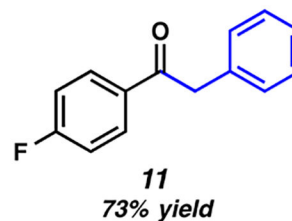
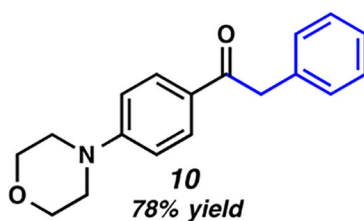
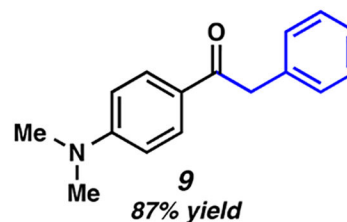
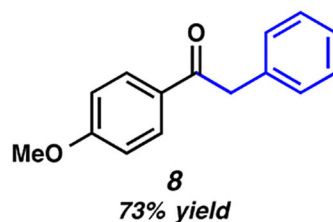
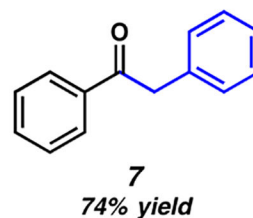
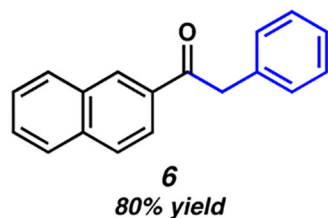
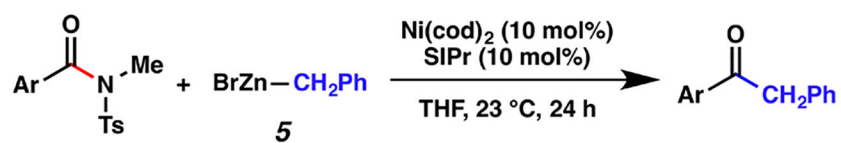
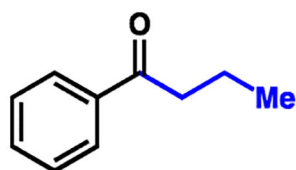
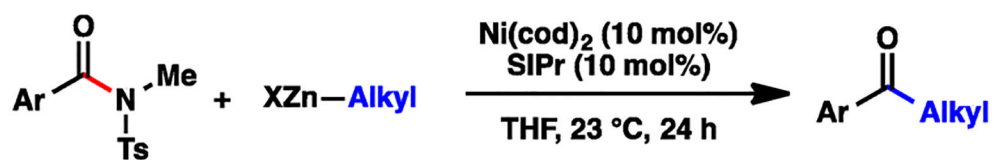
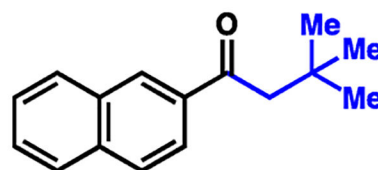


Figure 2.

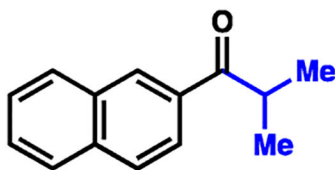
Scope of the amide substrate. (Conditions, unless otherwise stated: Ni(cod)₂, 10 mol %; SIPr, 10 mol %; substrate, 1.0 equiv; benzylzinc bromide (5), 1.5 equiv; and THF, 1.0 M at 23 °C for 24 h. Yields shown reflect the average of two isolation experiments. The superscripted symbol “a” in the figure denotes that the corresponding *N*-Bn,Boc benzamide derivative was used.)



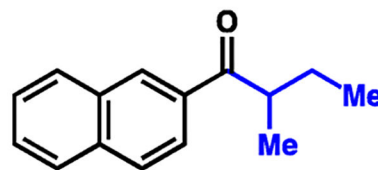
13
80% yield



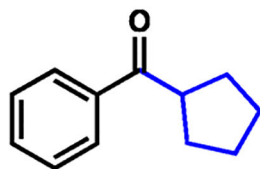
14
63% yield



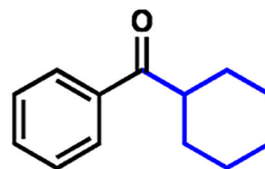
15
72% yield



16
62% yield

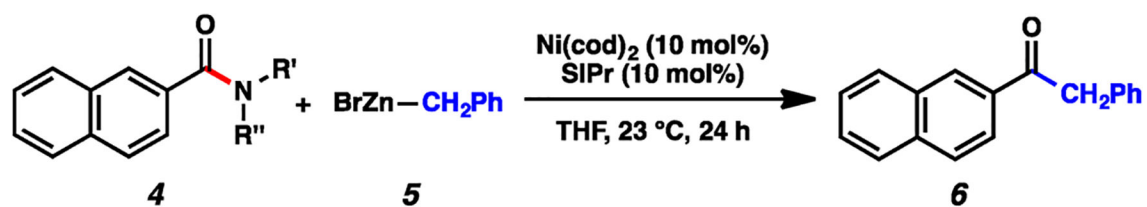



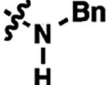
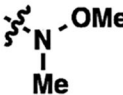
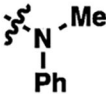
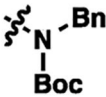
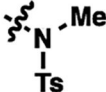
17
81% yield



18
78% yield

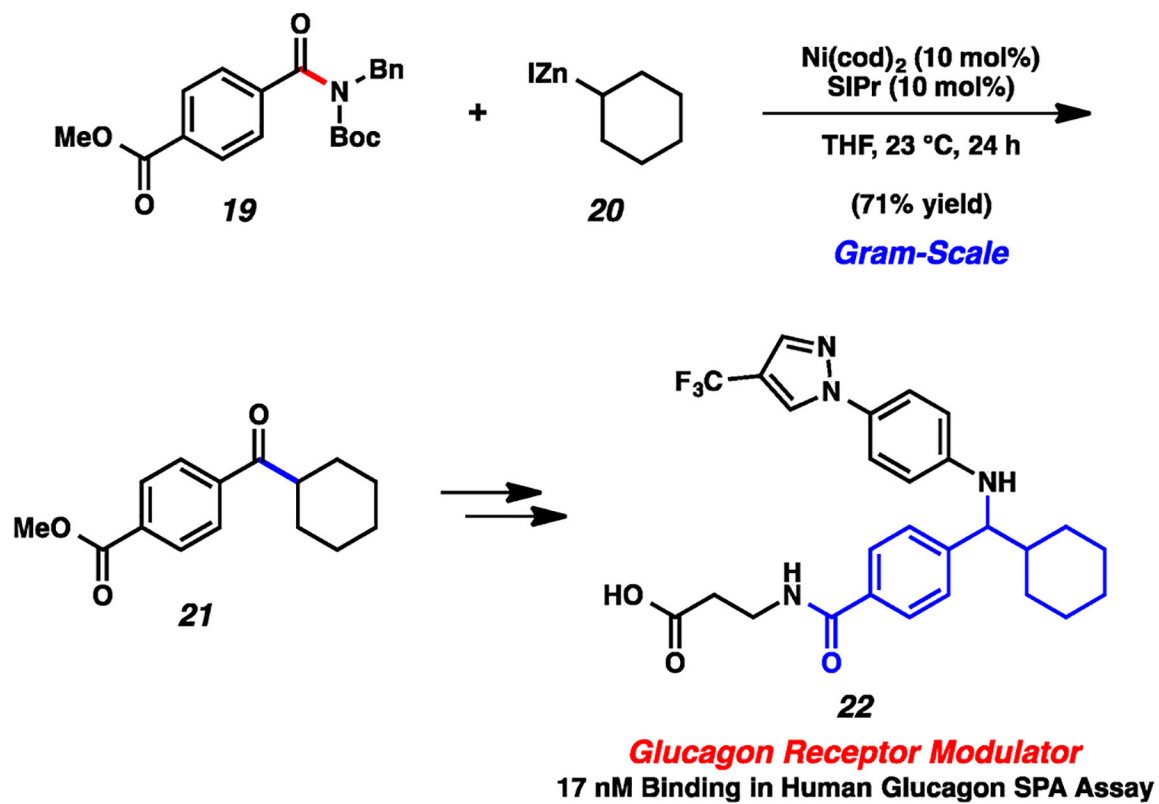
Figure 3. Scope of the organozinc coupling partner. (Conditions, unless otherwise stated: $\text{Ni}(\text{cod})_2$, 10 mol %; SIPr, 10 mol %; substrate, 1.0 equiv; organozinc reagent, 1.5 equiv; and THF, 1.0 M at 23 °C for 24 h. Yields shown reflect the average of two isolation experiments.)



Entry		Recovered 4	Yield of Ketone 6 ^b
1	 4a	100%	0%
2	 4b	51%	0%
3	 4c	100%	0%
4	 4d	40%	60%
5	 4e	17%	81%

Scheme 1. Survey of Amide *N*-Substituents in the Coupling of Substrates 4 with 5^a

^aConditions: Ni(cod)₂, 10 mol %; SIPr, 10 mol %; substrate, 4, 1.0 equiv; benzylzinc bromide (5), 1.5 equiv; and THF, 1.0 M at 23 °C for 24 h. ^bYields determined by ¹H NMR analysis using hexamethylbenzene as an internal standard.



Scheme 2.
Gram-Scale Coupling To Form Ketone 21