

UCLA

Other Recent Work

Title

Building Bridges Between LGBT+ Activism and Research in Mexico

Permalink

<https://escholarship.org/uc/item/0xk8d8g6>

Authors

Neri, Raul Olmeda
Diez, Marina Freitez

Publication Date

2020-11-24

Data Availability

The data associated with this publication are not available for this reason: Licensing restrictions

RESEARCH THAT MATTERS

PUBLIC OPINION OF TRANSGENDER RIGHTS in Mexico

December 2020

Winston Luhur
Ignacio Lozano-Verduzco
Ari Shaw

INTRODUCTION

This report presents information on public opinion about transgender people and their rights in Mexico. We analyzed data from The Global Attitudes Toward Transgender People survey, Mexico panel, to provide new information on views toward transgender people, their rights, and their status in society. No research to date has been conducted on public attitudes toward transgender people and their rights in Mexico.

Previous studies examining prejudice against lesbian, gay, and bisexual individuals show that in the general population, men, people with low levels of education, and persons above 60 years old are more likely than their counterparts to hold negative views toward sexual minorities.¹ However, these studies did not measure attitudes toward transgender people specifically. Some studies have examined Mexican transgender people's experiences of discrimination and violence. This research is based on qualitative interviews with transgender people and a few quantitative measures of their health and lived experience. This research has explored the social configuration of the transgender subject;² how transphobia affects physical health and substance use;³ social transformations, embodiment and micropolitics;⁴ and the impact of discrimination related to sex work among transgender people.⁵ The limited data available on the conditions in which transgender people live show that they are usually from a working class background, have limited access to health services, report having experienced violence, including sexual and physical assault (90%), and more than half of them have attempted suicide at least once in their lifetime.⁶

Being transgender is no longer considered a mental illness in Mexico, and transgender people can carry out an administrative process for legal gender recognition. However, cis-heteronormativity and the enforcement of a binary sex model continue to pathologize transgender people and expose them to stigma and violence.⁷ Public policy in Mexico is heterogeneous, in the sense that, despite rulings from the Nation's Supreme Court of Justice mandating equal legal, social, and political recognition of gender and sexual minorities, many states and entities do not create local laws to this end.

In August 2008, the Legislative Assembly of Mexico City approved a change in the city's civil and financial code that would allow "any person that had changed their sex through surgical intervention or hormone treatment, [to change] their given name and register their sex change." These changes were only possible after initiating a judicial procedure that could last multiple years and cost up to 200 thousand pesos (more than USD 8,000) for medical evaluations that would serve as evidence. The National Supreme Court of Justice heard appeals to this process and, in 2017, approved an administrative process that simplified the necessary steps for legal identity change, ruling that failing to guarantee a streamlined process violated the rights and dignity of transgender people. In Mexico City alone, 3,866 people sought a change to their legal gender recognition between January 2013 and March 2019.⁸ Mexico is also a party to the Inter-American Court of Human Rights, which ruled in 2018 that all states must allow transgender people to change their name and gender marker on identity documents.⁹

Currently, 10 states allow any person to change their legal documents to align with their chosen name and gender identity: Mexico City, Coahuila, Colima, Hidalgo, Michoacan, Oaxaca, San Luis Potosí, Tlaxcala, Chihuahua, and Nayarit. However, 23 other states have not adjusted their civil codes and

procedures in order to implement the Supreme Court's ruling. As a result of advocacy by transgender activists, two municipalities in the state of Jalisco permit changes to legal gender markers.

Same-sex marriage first came into effect in Mexico City in 2010, even though a similar legal regime recognizing "societies in coexistence" had existed in both Mexico City and the northern city of Chihuahua since 2006.¹⁰ In 2014, the National Supreme Court of Justice held that state-level bans on same-sex marriage were unconstitutional, effectively paving the way for legalizing same-sex marriage nationwide. Nevertheless, many states have not changed their laws to reflect the 2014 ruling. Consequently, heterosexual transgender people can access marriage in any part of the country, but in more than half of the states LGB transgender people cannot get married to a same-sex partner.

In 2011, the Mexican constitution was amended to prohibit discrimination based on "sexual preference." Even though this amendment is important for sexual minority communities, it does not include discrimination and violence based on gender identity and/or expression. In 2019, stemming from Mexico's ratification of the Interamerican Convention against All Forms of Discrimination, which expressly recognizes gender identity/expression, the Commission of Gender Equality of the federal Chamber of Representatives took up another constitutional amendment that would prohibit discrimination on the basis of gender expression and identity. However, this proposal is still "being discussed" within this chamber. Such an amendment would legally protect transgender people from many forms of discrimination, such as allowing them to use the bathroom that aligns with their gender identity without facing harassment.

According to reports by the Mexican LGBT rights organization *Letra S* as well as the Trans Murder Monitoring project,¹¹ Mexico is second only to Brazil in the number of known homicides against transgender people worldwide. Transgender women in particular are at risk: on September 30, 2016, Paola Buenrostro, a transgender woman and sex worker in Mexico City, was found murdered a few blocks from where she usually worked. Outraged by her friend's murder, Kenya Cuevas—another transgender woman and sex worker—filed a complaint with the Mexico City Human Rights Commission, sparking anonymous threats of violence against her.¹² In June 2019, almost three years after Paola's murder, the Human Rights Commission issued a recommendation that all murders committed against transgender women be registered as "transfemicide," making Paola's murder the first to be documented under this new classification.¹³ The concept of transfemicide underscores that homicide against transgender women is a result of both misogyny and lesbo-bi-homo-transphobia. It also aids in combatting the social erasure that transgender communities have historically experienced by recognizing the unique threats they face, and highlights both the structural and physical violence that transgender people endure on a daily basis.¹⁴

Public policies that do recognize the dignity of transgender people are the result of decades of activism led by a multitude of transgender women.¹⁵ Such activism has inspired transgender youth to form organizations like the *Red de Juventudes Trans* (Network for Trans Youth) and *Asociación por Infancias Transgénero* (Association for Transgender Children) that focus on issues affecting transgender children and youth. Priorities of this advocacy work include identifying services that can be delivered to families of transgender youth that will provide safe spaces, shaping state responses to violence targeting transgender youth and their communities, and advancing the rights of transgender youth to legally change their gender identity. Advocacy organizations and activists have moved the

topic of transgender issues into the public eye, producing larger conversations around transgender issues in the media, the judiciary, academia, political parties, and religious organizations.

Analyzing public opinion on public policy regarding transgender people illuminates how people in Mexico view and understand transgender identities and provides important context to the political environment regarding transgender people in Mexico: which areas are ripe for change, and which ones require further work. But more importantly, it helps us understand the ways in which the conceptions of gender, body and sexuality have changed over time—how shifting public opinion increasingly provides space for alterity, for liminality, and thus, how we have moved our horizons of intelligibility regarding these social and political categories.

METHODOLOGY

In this report, we present data gathered for the 2017 Global Attitudes Toward Transgender People survey about public familiarity with and attitudes toward transgender people.¹⁶ The Mexican sample included panelists ages 16 to 64 who could complete a survey in Spanish (see Appendix II for methodological details). Weights provided by Ipsos were used to improve the representativeness of the panel sample; however, the sample cannot be considered a probability-based sample or one that reflects the general adult population of due to the low internet penetration rate in Mexico.¹⁷

The analytic sample included 703 participants. Below, we present weighted percentages and 95% confidence intervals to describe participants' demographic and socioeconomic characteristics, familiarity with transgender people, and attitudes toward transgender people and related public policies. We conducted weighted multinomial logistic regression analyses to determine whether individual-level characteristics, such as sex, age, education, income, and familiarity with transgender people, were associated with dependent variables, such as attitudes toward transgender people, their rights, and their status in society. We excluded eight individuals who identified as transgender from the regression analyses because the group was too small to generate reliable estimates for transgender participants. We included further methodological details in Appendix II, Ipsos Methodology Addendum for Single Country Briefs. The UCLA North General Institutional Review Board (NGIRB) deemed this study exempt from review as human subjects research due to the use of de-identified data.

PUBLIC OPINION OF TRANSGENDER PEOPLE AND RIGHTS

DEMOGRAPHIC AND SOCIOECONOMIC CHARACTERISTICS

In 2017, a total of 703 Ipsos panelists in Mexico participated in the Global Attitudes Toward Transgender People survey. Among these survey participants, there were slightly more female (52.0%) than male participants (48.0%) (Table 1). More than half (52.0%) of participants were between the ages of 16 and 34; 32.6% of participants were between the ages of 35 and 49, and 15.4% of participants were between the ages of 50 and 64 (mean age=35.0 years).

A majority (68.7%) of participants reported having attained higher than a secondary-level education but not having completed a university degree, almost a quarter (23.7%) of participants reported completing a bachelor's degree or higher education, and the remaining 7.6% reported up to secondary-level education. Approximately one in four (25.3%) participants reported a low monthly household income (<5,000 Mexican pesos/MXN), and similar proportions reported medium (38.2%) and high (36.6%) household incomes of 5,001 MXN to 13,000 MXN or >13,000 MXN, respectively. Majorities reported being not married (57.3%) and employed (71.8%).

Table 1. Demographic and socioeconomic characteristics of survey participants (N=703)

	UNWEIGHTED FREQUENCY	WEIGHTED PERCENTAGE	95% CONFIDENCE INTERVAL
Sex			
Male	381	48.0%	47.6%, 56.3%
Female	322	52.0%	43.7%, 52.4%
Age (years)			
Mean	703	35.0	33.9, 36.1
16-34	370	52.0%	47.6%, 56.4%
35-49	229	32.6%	28.5%, 36.9%
50-64	104	15.4%	12.4%, 19.0%
Education†			
Low (sin estudios, primaria incompleta, primaria completa, secundaria incompleta, secundaria completa)	30	7.6%	5.4%, 10.7%
Medium (Carrera comercial incompleta, Carrera técnica incompleta, Carrera comercial completa, Carrera técnica completa, preparatoria incompleta, preparatoria completa, Universidad/Licenciatura incompleta)	289	68.7%	65.0%, 72.1%
High (Universidad/Licenciatura completa, Diplomado o maestría incompleto/completo, Doctorado incompleto/completo)	384	23.7%	21.1%, 26.5%
Monthly Household Income			
Low (<5,000 MXN*)	121	25.3%	21.4%, 29.6%
Medium (5,001 MXN to 13,000 MXN)	228	38.2%	33.8%, 42.7%
High (>13,000 MXN)	313	36.6%	32.4%, 40.9%

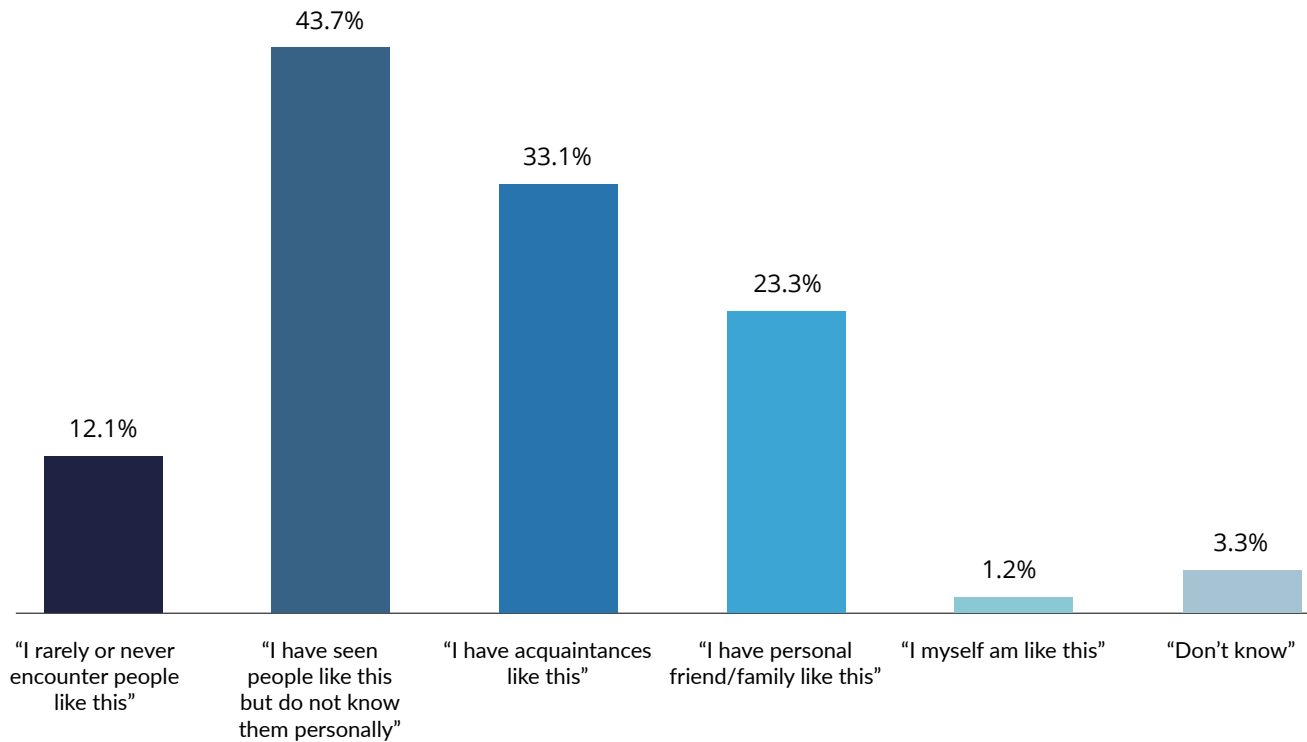
Marital Status			
Married	326	42.7%	38.5%, 47.1%
Other ^{††}	377	57.3%	52.9%, 61.5%
Employment Status ^{†††}			
Employed	552	71.8%	67.6%, 75.7%
Not Employed	151	28.2%	24.3%, 32.4%

† Mexican Pesos; †† Other includes domestic partnership/living as married, single, divorced, and widowed; ††† Employed includes employed full-time, employed part-time, self-employed, and in the military; Not employed includes students, unemployed, homemakers, and retired.

FAMILIARITY WITH TRANSGENDER PEOPLE

Almost half of participants reported having seen transgender people before, but not knowing them personally (43.7%) (Figure 1). About a third (33.1%) reported having acquaintances who are transgender, and almost a quarter (23.3%) reported having friends or family who are transgender. Some participants (12.1%) reported that they rarely or never encounter transgender people, and 1.2% of participants were classified as transgender according to the definition provided. Few participants (3.3%) reported “don’t know” in response to this question.¹⁸

Figure 1. Familiarity with transgender people among panel participants (N=500)



Percentages reflect participants' answers to the question "Some people dress and live as one sex even though they were born another. For instance, someone who was considered male at birth may feel they are actually female and so dresses and lives as a woman, and someone female at birth may feel they are actually male and dresses and lives as a man. How familiar, if at all, are you with people like this? Choose as many responses as apply". Percentages will not add up to 100% as participants were allowed to endorse multiple responses.

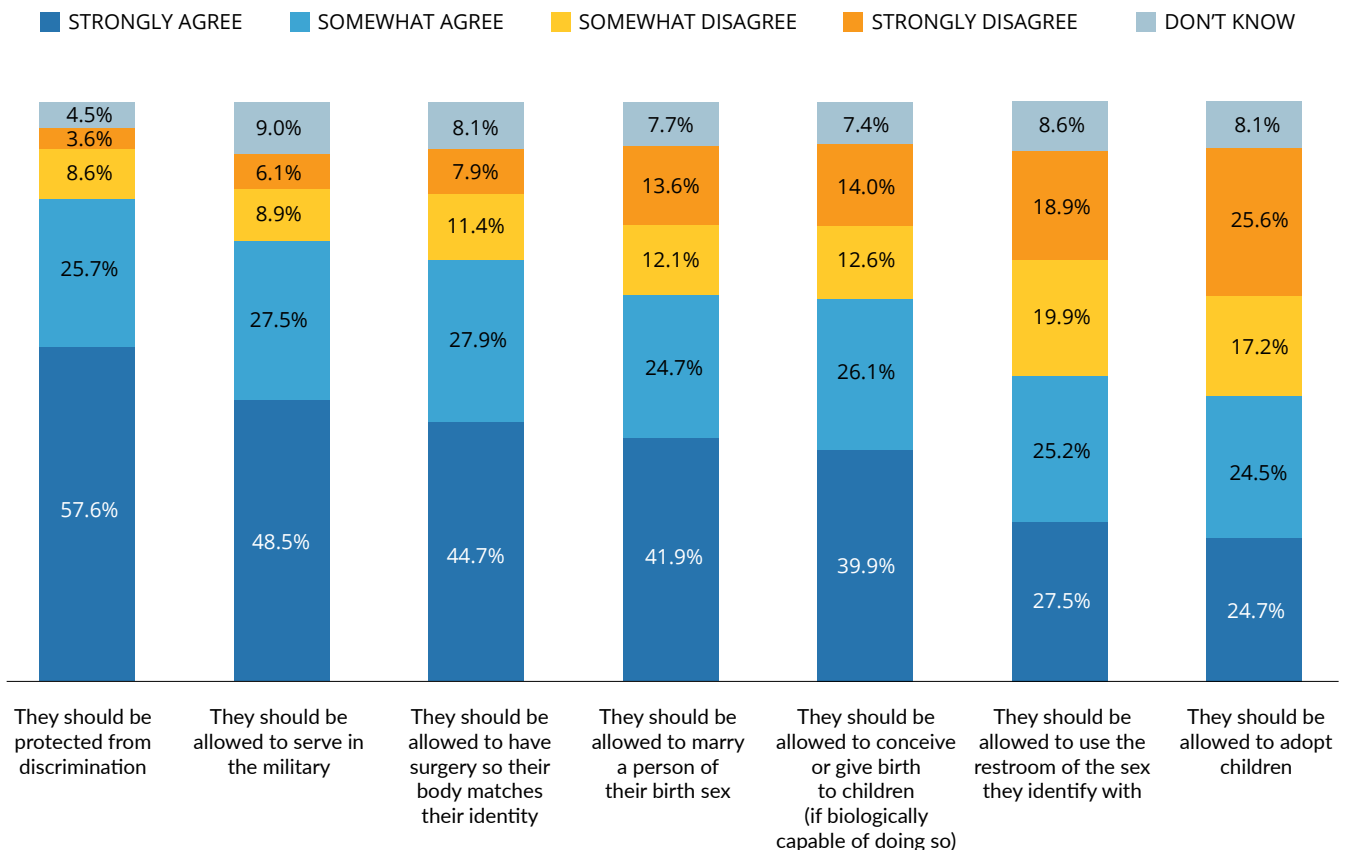
Participants indicated different levels of familiarity with transgender people. By categorizing responses to the question in Figure 1 into mutually exclusive options, nearly half (49.9%) of participants reported having transgender acquaintances, friends, or family members (not shown). Slightly fewer (45.6%) participants reported only having seen transgender people but not knowing them personally or rarely or never encountering transgender people (not shown).

ATTITUDES TOWARD THE RIGHTS OF TRANSGENDER PEOPLE

When attitudes were assessed, greater percentages of participants agreed, strongly or somewhat strongly, with most of the policies assessed (Figure 2). A majority (83.3% vs. 12.2%) of participants agreed that transgender people should be protected from discrimination by the government. Majorities of participants also agreed that transgender people should be allowed to serve in the military (76.1% vs. 15.0%), have gender-affirming surgery (72.5% vs. 19.3%), marry a person of their birth sex (66.6% vs. 25.7%), conceive or give birth to children (65.9% vs. 26.6%), and use the restroom consistent with their current gender identity (52.7% vs. 38.7%). Slightly more participants agreed (49.2%) than disagreed (42.8%) that transgender people should be allowed to adopt children. Across seven items, 4.5% and 9.0% of participants indicated a response of “don’t know.”

Figure 2. Attitudes toward the rights of transgender people among panel participants (N=703)

Q: Please indicate whether you agree or disagree with each statement below about people who dress and live as one sex even though they were born another.



With weighted regression analyses, we explored how participants' familiarity with transgender people¹⁹ and participants' demographic and socioeconomic status were associated with their agreement with these rights-based statements (Appendix I Table A). Specifically, participants who reported that they know a transgender person (relative to those who do not know a transgender person) were significantly more likely to agree than disagree on five of the seven specified rights regarding transgender people (controlling for age, sex, educational attainment, and household income). This includes transgender people's rights to have surgery so their body matches their identity (Relative Risk Ratio [RRR]=1.91; CI [1.18, 3.09]), marry a person of their birth sex (RRR=1.67; CI [1.08, 2.60]), conceive children or give birth (RRR=2.14; CI [1.50, 3.29]), adopt children (RRR=1.56; CI [1.05, 2.32]), and be protected from discrimination by the government (RRR=3.50; CI [1.83, 6.69]).²⁰

Male participants were less likely, compared to female participants, to agree that transgender people should be allowed to have gender-affirming surgery (RRR=0.50; CI [0.38, 0.82]) and that they should be allowed to use the restroom consistent with their gender identity (RRR=0.67; CI [0.45, 1.00]).

Participants ages 16 to 34 were significantly more likely than those ages 50 to 64 to agree that transgender people should be allowed to marry a person of their birth sex (RRR=2.15; CI [1.16, 4.01]) and to adopt children (RRR=2.88; CI [1.59, 5.22]).

Participants who reported a medium (RRR=2.99; CI [1.27, 7.07]) or high (RRR=2.39; CI [1.00, 5.70]) level of education were significantly more likely than those reporting a low level of education to agree that transgender people should be allowed to marry a person of their birth sex.

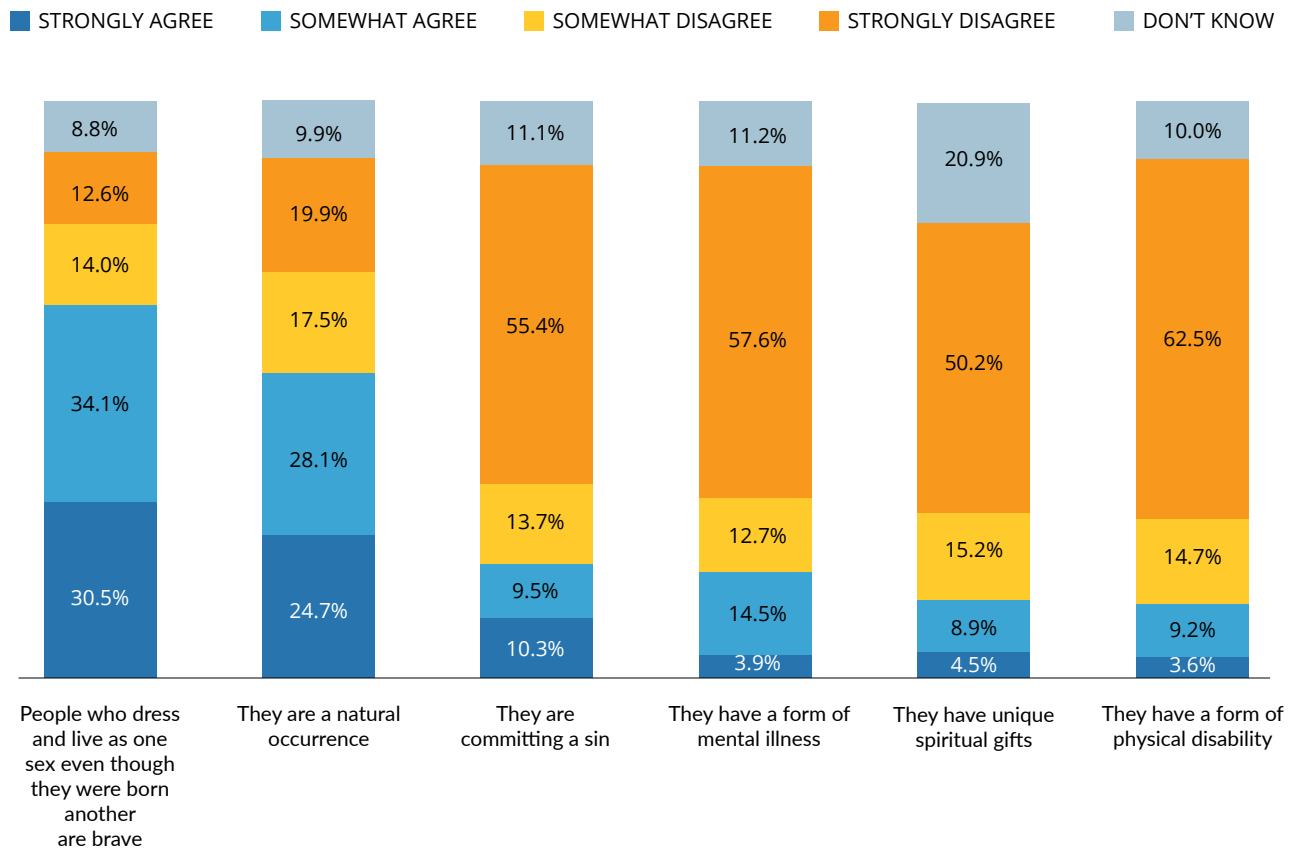
Participants with a high household income were significantly more likely, compared to participants with a low household income, to agree that transgender people should be allowed to have surgery so their gender matches their identity (RRR=2.55; CI [1.24, 5.23]), marry a person of their birth sex (RRR=1.94; CI [1.01, 3.71]), conceive or give birth to children (RRR=1.87; CI [1.01, 3.46]), and be protected from discrimination by the government (RRR=2.24; CI [1.02, 4.93]).

ATTITUDES TOWARD TRANSGENDER PEOPLE²¹

A majority of participants agreed that transgender people are brave (64.6% vs. 26.6%) and transgender people are natural (52.8% vs. 37.4%) (Figure 3). Majorities of participants also disagreed that transgender people have a form of physical disability (77.2% vs. 12.8%), have a form of mental illness (70.4% vs. 18.4%), are committing a sin (69.1% vs. 19.8%), or have unique spiritual gifts (65.7% vs. 13.4%). Across six items, 8.8% and 20.9% of participants indicated a response of "don't know."

Figure 3. Attitudes toward transgender people among panel participants (N=703)

Q: Please indicate whether you agree or disagree with each statement below about people who dress and live as one sex even though they were born another.



As shown in Appendix I Table B, participants who reported that they know a transgender person were significantly less likely to agree that transgender people have a form of physical disability (RRR=0.46; CI [0.25, 0.83]) compared to people who reported not knowing a transgender person. Additionally, these participants were more likely to agree than disagree that transgender people are brave (RRR=1.75; CI [1.13, 2.70]).

Male participants were significantly more likely to agree that transgender people have a form of mental illness (RRR=2.08; CI [1.25, 3.45]). They were also less likely to agree that transgender people are brave (RRR=0.54; CI [0.35, 0.83]) compared to female participants in the model.

Participants reporting high household income were less likely than those of low household income to agree that transgender people have a form of physical disability (RRR=0.43; CI [0.19, 0.98]).

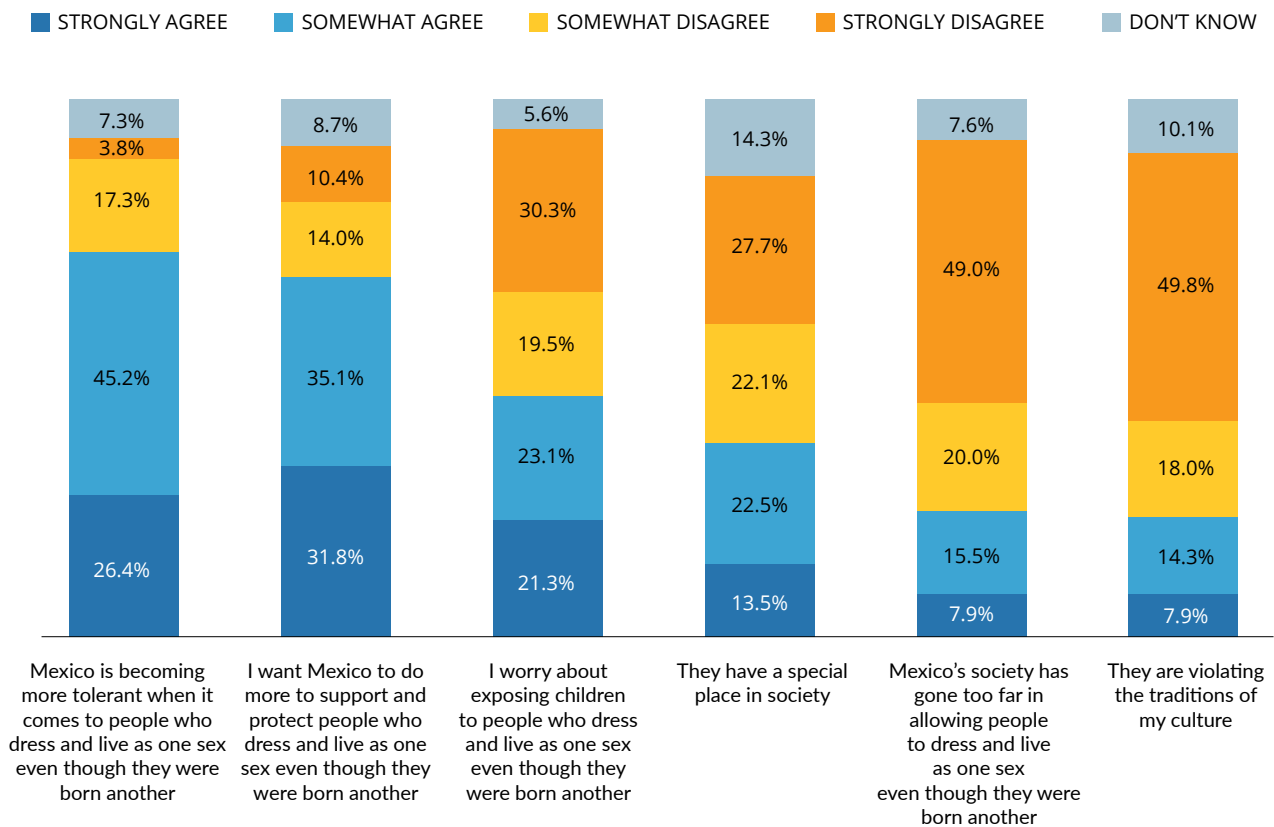
Age and educational attainment of participants were not significantly associated with attitudes toward transgender people.

ATTITUDES TOWARD TRANSGENDER PEOPLE IN SOCIETY

Majorities of participants agreed that Mexico is becoming more tolerant when it comes to transgender people (71.6% vs. 21.1%) and that they want Mexico to do more to support and protect transgender people (66.9% vs. 24.4%) (Figure 4). Nearly half of participants disagreed with the statement that they worry about exposing children to transgender people (49.8% vs. 44.6%) and with the statement that transgender people have a special place in society (49.8% vs. 35.9%). Majorities of participants disagreed with the statements that Mexico’s society has gone too far in allowing people to dress and live as one sex even though they were born another (69.0% vs. 23.4%) and that transgender people are violating the traditions of their culture (67.7% vs. 22.1%). Across six items, between 5.6% and 14.3% of participants indicated a response of “don’t know.”

Figure 4. Attitudes toward transgender people in society among panel participants (N=703)

Q: Please indicate whether you agree or disagree with each statement below about people who dress and live as one sex even though they were born another.



Findings from weighted regression models, as shown in Appendix I Table C, indicated that participants who reported knowing a transgender person were significantly less likely to agree that they worry about exposing children to transgender people (RRR=0.64; CI [0.43, 0.94]). These participants were also significantly more likely to agree that they want Mexico to do more to support and protect transgender people (RRR=2.69; CI [1.72, 4.21]).

Male participants were significantly more likely than female participants to agree with statements that Mexican society has gone too far in allowing people to dress and live as one sex even though they were born another (RRR=1.96; CI [1.23, 3.11]), that they worry about exposing children to transgender people (RRR=1.49; CI [1.01, 2.21]), and that transgender people are violating the traditions of their culture (RRR=1.81 CI [1.14, 2.87]). Male participants were also significantly less likely to agree with the statement that they want Mexico to do more to support and protect transgender people (RRR=0.51; CI [0.32, 0.79]).

Participants ages 16 to 34 were significantly less likely to agree with the statement that they worry about exposing children to transgender people (RRR=0.42; CI [0.23, 0.76]) compared to participants ages 50 to 64.

Participants with a high household income level were less likely to agree than disagree that Mexico's society has gone too far in allowing people to dress and live as one sex even though they were born another (RRR=0.45; CI [0.23, 0.87]) compared to participants with a low household income level.

Educational attainment was not associated with significantly different rates of agreement with any statements regarding transgender people in society.

DISCUSSION

This is the first study to examine attitudes specifically toward transgender people and their rights in Mexico. The data presented in this report can be understood in the context of previous research carried out in Mexico regarding sexual minorities, particularly the way such communities are understood and viewed.

Previous studies have described the conflation of sexual orientation and gender identity amongst non-heterosexual and transgender participants, which has defined the perception and experience of some transgender people in Mexico. Priuer's ethnography carried out in the late eighties and early nineties in Mexico shows that despite desiring and mostly being able to identify as a different gender than the one assigned to them at birth, transgender people named themselves "jotos" or "locas," common insults directed to the homosexual male, or to a male that does not constantly demonstrate "virility" or "masculinity."²² These insults are currently scarcely used to refer to trans identities. It is valuable that the methodological approach in this survey did not rely on identity categories such as "trans," but rather appealed to gendered practices that usually (but not necessarily) make up a transgender identity. This approach may have helped the respondents differentiate between sexual orientation and gender identity, and thus avoid their conflation.

The findings show that transgender people are becoming visible in different sectors of the Mexican population, since more than half of the respondents reported having a transgender individual as an acquaintance, friend, or family member. Findings also reflect a similar pattern to those found in studies on homophobia, where men, older people, and respondents with less formal education are less accepting of gender expressions that do not align with cis-normativity compared with women, younger people, and respondents with higher levels of formal education.

The large percentage of respondents that disagree with equating transgender people with disability, disease, or sin suggests that participants reflect changes in local and global conceptions of transgender people. For example, it wasn't until 2013, when the American Psychiatric Association published the latest version of the *Diagnostic and Statistical Manual of Mental Illnesses (DSM-V)*,²³ and in 2019, when the World Health Organization published its latest version of the *International Classification of Diseases*,²⁴ that being transgender was removed, although not entirely, as a mental pathology or disability. Both documents were closely followed and adopted by Mexican health authorities, and thus the change in guidance regarding being transgender may have helped change attitudes on the relationship between being transgender and mental illness—a link that was boosted by the media campaign funded by religious conservatives that argued "No te metas con mis hijos" (Don't mess with my kids). In regards to sin, in a Catholic society such as Mexico, behavior that is perceived as deviating from cis-heteronormativity is considered sinful. That participants in this study do not believe that being transgender is a sin may speak to an important cultural shift, perhaps due in part to the results of decades of activism from feminist and LGBTQ+ groups that fight for the legalization of abortion, marriage equality, and freedom to adopt. Data also show that participants believe more public policies must be put in place to guarantee wellbeing for transgender communities, suggesting that as people become more connected to or familiar with transgender people, they also become more aware of and sensitive to the challenges faced by transgender individuals and communities.

However, that more than half of participants in the survey have some personal relationship to a transgender person might have provided answers in favor of a more optimistic and encouraging picture of transgender issues in Mexico, as it has been shown that people who know of a non-heterosexual and non-cisgender person present more favorable attitudes towards them.²⁵ As discussed in the introduction, transgender people face violence every day, which calls into question how widespread this support for transgender people is in practice. It may be that Mexicans' perceptions of transgender issues have become more accepting as a result of activism and public policy changes, and that only a minority of Mexicans maintain misogynist, homophobic, and/or transphobic views. On the other hand, it could be a function of how the sample was recruited and/or social desirability bias: while Ipsos did provide survey weights to improve representativeness, they consider the Mexican sample to be "Upper Deck Consumer Citizens," and therefore are deemed more reflective of the higher educated, affluent, and urban internet-connected population in Mexico.²⁶

Despite such relatively optimistic findings, as discussed above, transphobic attitudes continue to promote a context in which transgender people are murdered, harassed, and attacked, where many transgender women are marginalized from the formal economy into sex work, and where transgender men rely on passing for survival. This report suggests the need for evidence-based public policy that continues to improve attitudes towards transgender people and promotes broader acceptance of diverse expressions of gender and sexuality. To assist such endeavors, future research should aim for a more representative sample, including participants who do not usually have access to the internet, and to incorporate additional measures that allow for a more nuanced image of the respondents, such as their politico-religiosity, as well as expand on the research on attitudes towards transgender identities in general.

AUTHORS

Winston Luhur is a Research Assistant at the Williams Institute. Winston works with senior scholars on a variety of projects, with a focus on international research.

Ignacio Lozano-Verduzco is a Full Professor at the National Pedagogic University in Mexico City, recognized as a National Researcher, whose work centers on LGBT issues and masculine gender violence.

Ari Shaw is the Director of International Programs at the Williams Institute, specializing in international human rights, LGBTI politics, and U.S. foreign policy.

ACKNOWLEDGEMENTS

The authors thank Kerith J. Conron, Blachford-Cooper Distinguished Scholar and Research Director at the Williams Institute, and Andrew R. Flores, Visiting Scholar at the Williams Institute and Assistant Professor at American University and for their guidance and assistance on this project. The authors also wish to thank Ilan H. Meyer, Distinguished Senior Scholar of Public Policy at the Williams Institute, for his extensive reviews and insightful feedback on early drafts of this publication. The authors are also grateful for reviews from Jocelyn Samuels, former Executive Director and Roberta A. Conroy Scholar of Law at the Williams Institute. Lastly, the authors would like to thank Elisa Aceves de Ramery for the English-to-Spanish translation, and to Ari Vera Morales, president of Almas Cautivas A.C., for insightful feedback on the report and its Spanish translation.

ABOUT THE WILLIAMS INSTITUTE

The Williams Institute is dedicated to conducting rigorous, independent research on sexual orientation and gender identity law and public policy. A think tank at UCLA Law, the Williams Institute produces high-quality research with real-world relevance and disseminates it to judges, legislators, policymakers, media and the public. These studies can be accessed at the Williams Institute website.

FOR MORE INFORMATION

The Williams Institute, UCLA School of Law
1060 Veteran Avenue, Suite 134
Box 957092, Los Angeles, CA 90095-7092
williamsinstitute.law.ucla.edu

RESEARCH THAT MATTERS



APPENDIX I

PREDICTORS OF ATTITUDES TOWARD TRANSGENDER PEOPLE, MULTINOMIAL LOGISTIC REGRESSION MODELS

There are a couple ways to discuss the coefficients from a multinomial logistic regression; in this report, we used the term relative risk ratio, which others have called the adjusted relative odds ratio.^{27, 28} In this report, we avoid describing results in terms of “risk,” “probability,” or “odds,” instead opting for the terms “likelihood” or “more/less likely.”²⁹ The following tables reflect adjusted RRRs of responding “agree” (combining ‘strongly agree’ and ‘somewhat agree’) or “don’t know” to each attitudinal item, relative to the referent category of responding “disagree” (combining “strongly disagree” and “somewhat disagree”). We fit separate multinomial logistic regression models for each item to explore how sex, age, education, household income, and familiarity with transgender people were associated with one’s attitudes, adjusting for all other variables in the model. Relative risk ratios (RRR) above 1.0 indicate a higher likelihood of endorsing the given response (relative to “disagree”) associated with the variable in question (e.g. sex); RRR below 1.0 indicate a lower likelihood of endorsing the given response. Bolded text indicates an association that is statistically significant at a two-tailed $p < 0.05$.

Table A. Attitudes toward the rights of transgender people: weighted relative risk ratios and 95% confidence intervals from multinomial logistic regression model adjusting for sociodemographic characteristics and familiarity with transgender people (n=654)

	THEY SHOULD BE ALLOWED TO HAVE SURGERY SO THEIR BODY MATCHES THEIR IDENTITY			THEY SHOULD BE ALLOWED TO USE THE RESTROOM OF THE SEX THEY IDENTIFY WITH			THEY SHOULD BE ALLOWED TO MARRY A PERSON OF THEIR BIRTH SEX			THEY SHOULD BE ALLOWED TO CONCEIVE OR GIVE BIRTH TO CHILDREN (IF BIOLOGICALLY CAPABLE OF DOING SO)		
	Disagree	Agree	Don't Know	Disagree	Agree	Don't Know	Disagree	Agree	Don't Know	Disagree	Agree	Don't Know
	RRR (95% CI)	RRR (95% CI)	RRR (95% CI)	RRR (95% CI)	RRR (95% CI)	RRR (95% CI)	RRR (95% CI)	RRR (95% CI)	RRR (95% CI)	RRR (95% CI)	RRR (95% CI)	RRR (95% CI)
F-statistic (df) (p-value)	F(18, 19688)=3.55, p<0.00			F(18, 19688)=1.97, p<0.01			F(18, 19688)=3.53, p<0.00			F(18, 19688)=2.71, p<0.00		
Intercepts	1	1.54 (0.45, 5.21)	1.09 (0.18, 6.75)	1	0.49 (0.18, 1.34)	0.30 (0.06, 1.65)	1	0.37 (0.13, 1.06)	0.21 (0.05, 0.95)	1	0.84 (0.27, 2.67)	0.35 (0.07, 1.65)
Sex (ref: female)												
Male	1	0.50 (0.38, 0.82)	0.52 (0.23, 1.14)	1	0.67 (0.45, 1.00)	0.72 (0.34, 1.52)	1	0.69 (0.45, 1.07)	0.96 (0.41, 2.25)	1	0.75 (0.49, 1.14)	0.68 (0.28, 1.63)
Ages (ref: ages 50-64)												
Ages 16-34	1	1.07 (0.49, 2.32)	0.47 (0.13, 1.66)	1	1.61 (0.89, 2.91)	0.79 (0.26, 2.38)	1	2.15 (1.16, 4.01)	1.36 (0.39, 4.73)	1	1.48 (0.77, 2.85)	0.67 (0.20, 2.22)
Ages 35-49	1	0.83 (0.37, 1.85)	0.41 (0.11, 1.51)	1	1.19 (0.64, 2.21)	0.94 (0.27, 3.23)	1	1.43 (0.75, 2.73)	1.41 (0.38, 5.27)	1	0.96 (0.49, 1.91)	0.79 (0.23, 2.68)
Education level (ref: low level of education)												
Medium level of education	1	2.17 (0.86, 5.45)	1.08 (0.30, 3.88)	1	1.66 (0.71, 3.87)	0.84 (0.25, 2.80)	1	2.99 (1.27, 7.07)	0.86 (0.26, 2.86)	1	1.25 (0.48, 3.26)	0.77 (0.29, 2.91)
High level of education	1	1.42 (0.57, 3.53)	0.79 (0.21, 2.99)	1	1.81 (0.76, 4.28)	0.86 (0.26, 2.89)	1	2.39 (1.00, 5.70)	0.64 (0.18, 2.27)	1	1.29 (0.49, 3.40)	0.84 (0.22, 3.19)
Income (ref: low and medium income)												
Medium income	1	1.17 (0.61, 2.22)	0.94 (0.31, 2.84)	1	1.23 (0.72, 2.10)	1.24 (0.41, 3.79)	1	1.62 (0.90, 2.92)	0.77 (0.25, 2.41)	1	1.48 (0.84, 2.61)	0.91 (0.25, 3.27)
High income	1	2.55 (1.24, 5.23)	1.56 (0.46, 5.31)	1	1.57 (0.89, 2.77)	1.19 (0.40, 3.58)	1	1.94 (1.01, 3.71)	2.62 (0.84, 8.18)	1	1.87 (1.01, 3.46)	1.60 (0.50, 5.13)
Know a transgender person (ref: do not know a transgender person)												
Know a transgender person	1	1.91 (1.18, 3.09)	0.31 (0.11, 0.84)	1	1.34 (0.90, 1.99)	0.35 (0.14, 0.86)	1	1.67 (1.08, 2.60)	0.27 (0.10, 0.71)	1	2.14 (1.50, 3.29)	0.65 (0.25, 1.70)
Don't know	1	1.73 (0.42, 7.08)	15.55 (3.66, 66.06)	1	2.89 (0.76, 10.92)	7.73 (1.61, 37.14)	1	1.69 (0.31, 9.12)	11.41 (1.69, 76.94)	1	16.74 (1.92, 146.04)	97.25 (10.02, 944.06)

Notes: degrees of freedom (df); confidence interval (CI); bolded cells indicate differences that are statistically significant at p<0.05.

Table A (Continued). Attitudes toward the rights of transgender people: weighted relative risk ratios and 95% confidence intervals from multinomial logistic regression model adjusting for sociodemographic characteristics and familiarity with transgender people (n=654)

	THEY SHOULD BE ALLOWED TO ADOPT CHILDREN			THEY SHOULD BE PROTECTED FROM DISCRIMINATION			THEY SHOULD BE ALLOWED TO SERVE IN THE MILITARY		
	Disagree	Agree	Don't Know	Disagree	Agree	Don't Know	Disagree	Agree	Don't Know
	RRR (95% CI)	RRR (95% CI)	RRR (95% CI)	RRR (95% CI)	RRR (95% CI)	RRR (95% CI)	RRR (95% CI)	RRR (95% CI)	RRR (95% CI)
F-statistic (df) (p-value)	F(18, 19688)=3.54, p<0.00			F(18, 19688)=4.02, p<0.00			F(18, 19688)=3.62, p<0.00		
Intercepts	1	0.28 (0.10, 0.77)	0.18 (0.03, 1.02)	1	3.46 (0.63, 19.02)	0.78 (0.06, 10.00)	1	1.78 (0.46, 6.92)	1.73 (0.25, 11.98)
Sex (ref: female)									
Male	1	0.89 (0.60, 1.31)	1.28 (0.55, 2.95)	1	0.63 (0.34, 1.15)	0.65 (0.22, 1.89)	1	0.65 (0.38, 1.10)	0.41 (0.18, 0.95)
Ages (ref: ages 50-64)									
Ages 16-34	1	2.88 (1.59, 5.22)	1.76 (0.39, 7.83)	1	0.57 (0.19, 1.68)	0.33 (0.05, 2.37)	1	1.07 (0.48, 2.38)	0.63 (0.16, 2.48)
Ages 35-49	1	1.62 (0.86, 3.04)	1.55 (0.32, 7.55)	1	1.04 (0.32, 3.35)	0.66 (0.09, 4.97)	1	1.01 (0.43, 2.36)	0.89 (0.21, 3.68)
Education (ref: low level of education)									
Medium level of education	1	1.68 (0.70, 4.07)	0.54 (0.15, 1.97)	1	1.70 (0.52, 5.55)	1.02 (0.19, 5.56)	1	2.48 (0.87, 7.10)	0.94 (0.25, 3.58)
High level of education	1	1.75 (0.72, 4.27)	0.47 (0.13, 1.72)	1	1.16 (0.37, 3.67)	1.13 (0.22, 5.82)	1	2.58 (0.88, 7.53)	0.84 (0.21, 3.42)
Income (ref: low and medium income)									
Medium income	1	1.24 (0.72, 2.15)	0.42 (0.13, 1.36)	1	1.48 (0.71, 3.09)	1.12 (0.24, 5.29)	1	0.99 (0.47, 2.08)	0.40 (0.12, 1.34)
High income	1	0.89 (0.50, 1.58)	0.71 (0.25, 2.04)	1	2.24 (1.02, 4.93)	0.87 (0.16, 4.76)	1	1.02 (0.47, 2.23)	0.43 (0.13, 1.41)
Know a transgender person (ref: do not know a transgender person)									
Know a transgender person	1	1.56 (1.05, 2.32)	0.95 (0.38, 2.33)	1	3.50 (1.83, 6.69)	0.42 (0.08, 2.10)	1	0.79 (0.12, 5.25)	0.80 (0.30, 2.10)
Don't know	1	2.06 (0.53, 8.04)	19.22 (4.57, 80.85)	1	0.75 (0.18, 3.20)	6.78 (1.32, 34.98)	1	2.28 (1.34, 3.87)	12.04 (1.91, 75.77)

Notes: degrees of freedom (df); confidence interval (CI); bolded cells indicate differences that are statistically significant at p<0.05.

Table B. Attitudes toward transgender people: weighted relative risk ratios and 95% confidence intervals from multinomial logistic regression model adjusting for sociodemographic characteristics and familiarity with transgender people (n=654)

	THEY HAVE A FORM OF MENTAL ILLNESS			THEY HAVE A FORM OF PHYSICAL DISABILITY			THEY ARE COMMITTING A SIN		
	Disagree	Agree	Don't Know	Disagree	Agree	Don't Know	Disagree	Agree	Don't Know
	RRR (95% CI)	RRR (95% CI)	RRR (95% CI)	RRR (95% CI)	RRR (95% CI)	RRR (95% CI)	RRR (95% CI)	RRR (95% CI)	RRR (95% CI)
F-statistic (df) (p-value)	F(18, 19688)=2.65, p<0.00			F(18, 19688)=4.55, p<0.00			F(18, 19688)=2.57, p<0.00		
Intercepts	1	0.03 (0.00, 0.34)	0.67 (0.19, 2.37)	1	0.09 (0.01, 0.90)	0.77 (0.18, 3.37)	1	0.33 (0.09, 1.16)	0.70 (0.20, 2.44)
Sex (ref: female)									
Male	1	2.08 (1.25, 3.45)	1.18 (0.65, 2.13)	1	1.30 (0.71, 2.38)	1.47 (0.74, 2.92)	1	1.61 (0.99, 2.60)	0.74 (0.40, 1.35)
Ages (ref: ages 50-64)									
Ages 16-34	1	1.44 (0.62, 3.33)	0.48 (0.22, 1.05)	1	0.57 (0.23, 1.38)	0.38 (0.15, 0.96)	1	1.03 (0.48, 2.22)	0.51 (0.23, 1.13)
Ages 35-49	1	1.27 (0.53, 3.03)	0.28 (0.11, 0.75)	1	0.55 (0.21, 1.44)	0.63 (0.23, 1.76)	1	1.07 (0.47, 2.46)	0.44 (0.18, 1.06)
Education (ref: low level of education)									
Medium level of education	1	5.03 (0.63, 40.30)	0.51 (0.19, 1.35)	1	3.55 (0.42, 30.37)	0.33 (0.12, 0.92)	1	1.00 (0.35, 2.87)	0.47 (0.16, 1.38)
High level of education	1	4.43 (0.52, 38.06)	0.54 (0.20, 1.44)	1	3.80 (0.47, 30.68)	0.42 (0.14, 1.28)	1	0.92 (0.31, 2.68)	0.87 (0.30, 2.57)
Income (ref: low and medium income)									
Medium income	1	1.58 (0.81, 3.10)	0.81 (0.35, 1.86)	1	2.00 (0.97, 4.13)	0.61 (0.25, 1.47)	1	1.05 (0.57, 1.95)	0.93 (0.39, 2.23)
High income	1	0.74 (0.35, 1.58)	0.63 (0.27, 1.44)	1	0.43 (0.19, 0.98)	0.25 (0.10, 0.67)	1	0.65 (0.33, 1.27)	0.92 (0.37, 2.30)
Know a transgender person (ref: do not know a transgender person)									
Know a transgender person	1	0.85 (0.53, 1.38)	0.83 (0.42, 1.61)	1	0.46 (0.25, 0.83)	0.79 (0.38, 1.65)	1	0.66 (0.42, 1.06)	0.40 (0.21, 0.76)
Don't know	1	0.17 (0.02, 1.56)	5.44 (1.70, 17.48)	1	0.69 (0.13, 3.61)	11.30 (3.34, 38.20)	1	0.20 (0.04, 1.05)	3.66 (1.14, 11.68)

Notes: degrees of freedom (df); confidence interval (CI); bolded cells indicate differences that are statistically significant at p<0.05.

Table B (Continued). Attitudes toward transgender people: weighted relative risk ratios and 95% confidence intervals from multinomial logistic regression model adjusting for sociodemographic characteristics and familiarity with transgender people (n=654)

	THEY ARE A NATURAL OCCURRENCE			THEY HAVE UNIQUE SPIRITUAL GIFTS			PEOPLE WHO DRESS AND LIVE AS ONE SEX EVEN THOUGH THEY WERE BORN ANOTHER ARE BRAVE		
	Disagree	Agree	Don't Know	Disagree	Agree	Don't Know	Disagree	Agree	Don't Know
	RRR (95% CI)	RRR (95% CI)	RRR (95% CI)	RRR (95% CI)	RRR (95% CI)	RRR (95% CI)	RRR (95% CI)	RRR (95% CI)	RRR (95% CI)
F-statistic (df) (p-value)	F(18, 19688)=2.39, p<0.00			F(18, 19688)=126.22, p<0.00			F(18, 19688)=3.08, p<0.00		
Intercepts	1	0.69 (0.23, 2.05)	0.92 (0.20, 4.27)	1	0.11 (0.02, 0.65)	0.59 (0.19, 1.81)	1	0.85 (0.26, 2.77)	1.02 (0.23, 4.66)
Sex (ref: female)									
Male	1	0.88 (0.59, 1.30)	0.92 (0.46, 1.85)	1	1.32 (0.75, 2.31)	1.18 (0.72, 1.92)	1	0.54 (0.35, 0.83)	0.96 (0.48, 1.95)
Ages (ref: ages 50-64)									
Ages 16-34	1	1.30 (0.71, 2.40)	0.68 (0.23, 2.02)	1	1.67 (0.64, 4.35)	0.52 (0.26, 1.06)	1	1.20 (0.60, 2.39)	0.67 (0.22, 1.99)
Ages 35-49	1	1.34 (0.70, 2.54)	0.88 (0.29, 2.67)	1	1.85 (0.69, 4.97)	0.77 (0.36, 1.64)	1	1.04 (0.50, 2.15)	1.01 (0.34, 3.01)
Education (ref: low level of education)									
Medium level of education	1	1.40 (0.55, 3.56)	0.47 (0.15, 1.49)	1	1.01 (0.27, 3.71)	1.07 (0.40, 2.85)	1	2.38 (0.93, 6.08)	0.36 (0.11, 1.13)
High level of education	1	1.12 (0.44, 2.87)	0.68 (0.21, 2.18)	1	0.94 (0.25, 3.53)	0.93 (0.34, 2.50)	1	1.52 (0.59, 3.94)	0.52 (0.16, 1.64)
Income (ref: low and medium income)									
Medium income	1	1.30 (0.75, 2.25)	0.70 (0.26, 1.88)	1	1.54 (0.71, 3.34)	0.69 (0.36, 1.32)	1	1.32 (0.74, 2.36)	0.74 (0.25, 2.18)
High income	1	1.17 (0.66, 2.09)	0.45 (0.15, 1.29)	1	0.77 (0.33, 1.83)	0.62 (0.32, 1.23)	1	1.77 (0.92, 3.40)	1.08 (0.36, 3.24)
Know a transgender person (ref: do not know a transgender person)									
Know a transgender person	1	1.31 (0.88, 1.95)	0.41 (0.18, 0.91)	1	0.79 (0.45, 1.37)	0.69 (0.42, 1.14)	1	1.75 (1.13, 2.70)	0.39 (0.17, 0.93)
Don't know	1	1.14 (0.26, 4.88)	7.58 (1.90, 30.20)	1	0.00 (0.00, 0.00)	3.98 (1.27, 12.51)	1	2.53 (0.55, 11.64)	9.84 (2.06, 47.00)

Notes: degrees of freedom (df); confidence interval (CI); bolded cells indicate differences that are statistically significant at p<0.05.

Table C. Attitudes toward transgender people in society: weighted relative risk ratios and 95% confidence intervals from multinomial logistic regression model adjusting for sociodemographic characteristics and familiarity with transgender people (n=654)

	MEXICO'S SOCIETY HAS GONE TOO FAR IN ALLOWING PEOPLE TO DRESS AND LIVE AS ONE SEX EVEN THOUGH THEY WERE BORN ANOTHER			MEXICO IS BECOMING MORE TOLERANT WHEN IT COMES TO PEOPLE WHO DRESS AND LIVE AS ONE SEX EVEN THOUGH THEY WERE BORN ANOTHER			I WORRY ABOUT EXPOSING CHILDREN TO PEOPLE WHO DRESS AND LIVE AS ONE SEX EVEN THOUGH THEY WERE BORN ANOTHER		
	Disagree	Agree	Don't Know	Disagree	Agree	Don't Know	Disagree	Agree	Don't Know
	RRR (95% CI)	RRR (95% CI)	RRR (95% CI)	RRR (95% CI)	RRR (95% CI)	RRR (95% CI)	RRR (95% CI)	RRR (95% CI)	RRR (95% CI)
F-statistic (df) (p-value)	F(18, 19688)=3.53, p<0.00			F(18, 19688)=3.44, p<0.00			F(18, 19688)=3.27, p<0.00		
Intercepts	1	0.91 (0.31, 2.70)	0.29 (0.03, 2.61)	1	4.57 (1.01, 20.53)	4.28 (0.46, 39.39)	1	3.02 (1.05, 8.71)	0.72 (0.12, 4.19)
Sex (ref: female)									
Male	1	1.96 (1.23, 3.11)	1.11 (0.52, 2.36)	1	1.35 (0.85, 2.13)	0.67 (0.29, 1.55)	1	1.49 (1.01, 2.21)	1.19 (0.44, 3.19)
Ages (ref: ages 50-64)									
Ages 16-34	1	0.69 (0.35, 1.36)	2.40 (0.48, 11.99)	1	1.04 (0.49, 2.19)	0.98 (0.26, 3.78)	1	0.42 (0.23, 0.76)	0.30 (0.06, 1.55)
Ages 35-49	1	0.95 (0.47, 1.94)	4.16 (0.80, 21.74)	1	0.79 (0.36, 1.72)	0.96 (0.22, 4.15)	1	0.64 (0.34, 1.21)	0.88 (0.16, 4.95)
Education (ref: low level of education)									
Medium level of education	1	0.45 (0.19, 1.10)	0.22 (0.07, 0.68)	1	0.52 (0.14, 1.92)	0.17 (0.04, 0.82)	1	0.71 (0.30, 1.68)	0.31 (0.08, 1.25)
High level of education	1	0.64 (0.27, 1.56)	0.25 (0.07, 0.82)	1	0.46 (0.12, 1.67)	0.24 (0.04, 1.31)	1	0.57 (0.23, 1.37)	0.28 (0.07, 1.17)
Income (ref: low and medium income)									
Medium income	1	0.87 (0.48, 1.59)	0.48 (0.16, 1.48)	1	1.44 (0.75, 2.75)	0.34 (0.11, 1.02)	1	0.71 (0.41, 1.20)	0.30 (0.07, 1.28)
High income	1	0.45 (0.23, 0.87)	0.79 (0.27, 2.27)	1	1.69 (0.87, 3.30)	0.52 (0.15, 1.76)	1	0.89 (0.51, 1.56)	0.54 (0.13, 2.23)
Know a transgender person (ref: do not know a transgender person)									
Know a transgender person	1	0.68 (0.43, 1.07)	0.23 (0.09, 0.59)	1	1.00 (0.63, 1.60)	0.23 (0.08, 0.68)	1	0.64 (0.43, 0.94)	0.64 (0.20, 2.03)
Don't know	1	1.12 (0.28, 4.50)	6.68 (2.09, 21.36)	1	0.42 (0.08, 2.10)	4.72 (1.03, 21.66)	1	1.62 (0.42, 6.15)	30.46 (6.83, 135.89)
Notes: degrees of freedom (df); confidence interval (CI); bolded cells indicate differences that are statistically significant at p<0.05.									

Table C (Continued). Attitudes toward transgender people in society: weighted relative risk ratios and 95% confidence intervals from multinomial logistic regression model adjusting for sociodemographic characteristics and familiarity with transgender people (n=654)

	THEY ARE VIOLATING THE TRADITIONS OF MY CULTURE			THEY HAVE SPECIAL PLACE IN SOCIETY			I WANT MEXICO TO DO MORE TO SUPPORT AND PROTECT PEOPLE WHO DRESS AND LIVE AS ONE SEX EVEN THOUGH THEY WERE BORN ANOTHER		
	Disagree	Agree	Don't Know	Disagree	Agree	Don't Know	Disagree	Agree	Don't Know
	RRR (95% CI)	RRR (95% CI)	RRR (95% CI)	RRR (95% CI)	RRR (95% CI)	RRR (95% CI)	RRR (95% CI)	RRR (95% CI)	RRR (95% CI)
F-statistic (df) (p-value)	F(18, 19688)=2.92, p<0.00			F(18, 19688)=1.70, p<0.05			F(18, 19688)=4.92, p<0.00		
Intercepts	1	0.69 (0.23, 2.04)	0.62 (0.12, 3.18)	1	0.36 (0.12, 1.11)	0.62 (0.17, 2.32)	1	1.13 (0.34, 3.74)	2.29 (0.53, 9.84)
Sex (ref: female)									
Male	1	1.81 (1.14, 2.87)	0.66 (0.32, 1.34)	1	0.85 (0.57, 1.27)	0.62 (0.35, 1.11)	1	0.51 (0.32, 0.79)	0.50 (0.23, 1.08)
Ages (ref: ages 50-64)									
Ages 16-34	1	0.70 (0.36, 1.34)	0.37 (0.13, 1.07)	1	1.74 (0.95, 3.17)	1.31 (0.53, 3.27)	1	1.34 (0.67, 2.71)	0.51 (0.17, 1.55)
Ages 35-49	1	0.74 (0.37, 1.49)	0.58 (0.20, 1.70)	1	1.73 (0.91, 3.29)	1.50 (0.57, 3.98)	1	1.62 (0.77, 3.39)	1.07 (0.33, 3.46)
Education (ref: low level of education)									
Medium level of education	1	0.52 (0.21, 1.28)	0.57 (0.18, 1.82)	1	0.91 (0.35, 2.34)	0.54 (0.19, 1.57)	1	1.64 (0.61, 4.40)	0.34 (0.10, 1.15)
High level of education	1	0.52 (0.21, 1.31)	0.53 (0.16, 1.74)	1	1.02 (0.39, 2.66)	0.50 (0.17, 1.48)	1	1.22 (0.45, 3.31)	0.40 (0.12, 1.36)
Income (ref: low and medium income)									
Medium income	1	1.13 (0.60, 2.11)	0.51 (0.19, 1.36)	1	1.54 (0.88, 2.71)	0.71 (0.33, 1.52)	1	1.24 (0.66, 2.33)	0.38 (0.13, 1.11)
High income	1	1.06 (0.54, 2.07)	0.56 (0.21, 1.51)	1	1.36 (0.75, 2.47)	0.61 (0.28, 1.33)	1	1.11 (0.57, 2.19)	0.77 (0.26, 2.23)
Know a transgender person (ref: do not know a transgender person)									
Know a transgender person	1	0.64 (0.41, 1.01)	1.02 (0.48, 2.18)	1	1.18 (0.79, 1.77)	0.81 (0.44, 1.51)	1	2.69 (1.72, 4.21)	0.54 (0.21, 1.38)
Don't know	1	0.26 (0.05, 1.46)	15.17 (4.43, 51.97)	1	0.57 (0.14, 2.29)	3.34 (1.01, 10.97)	1	0.94 (0.22, 4.07)	7.60 (1.73, 33.39)

Notes: degrees of freedom (df); confidence interval (CI); bolded cells indicate differences that are statistically significant at p<0.05.

APPENDIX II

IPSOS METHODOLOGY ADDENDUM FOR SINGLE COUNTRY BRIEFS

In 2016, Ipsos, an international survey research firm, conducted, for the first time, The Global Attitudes Toward Transgender People survey in 23 countries, including Argentina, Australia, Belgium, Brazil, Canada, China, France, Germany, Great Britain, Hungary, India,³⁰ Italy, Japan, Mexico, Peru, Poland, Russia, South Africa, South Korea, Spain, Sweden, Turkey, and the United States. The Williams Institute, Ipsos, and BuzzFeed News designed the survey to collect data about public opinion toward transgender people and related public policy issues, and Ipsos included it as a distinct section within its monthly online Global Advisor survey. Ipsos conducted the survey online with a panel it organized and maintains. Findings from the 2016 Survey are available in [Public Support for Transgender Rights: A Twenty-three Country Survey](#).

Ipsos maintains a large panel of more than 4.7 million potential survey participants in 47 countries, continuously managing the recruitment and retention of panelists. Ipsos conducts multisource recruitment in seeking to maintain a diverse panel of potential survey participants and sets sample goals for recruitment based on national censuses, populations that are in high demand for survey research, and panel parameters, such as attrition and response rates. Ipsos recruits a majority of panelists online, through advertisements, website referrals, direct email contact, and other methods. Individuals who consent to serve as panelists receive incentives for their panel participation, and Ipsos removes individuals from the panel who are inactive.³¹ In order to draw a sample for The Global Attitudes Toward Transgender People survey, Ipsos used a router system to randomly select potential survey participants from panelists within country-specific census-derived sampling strata with quotas set for gender, age, educational attainment, and in-country region of residence. Online opt-in panels can be generalizable to the public by quota sampling and poststratification weighting if appropriate characteristics are selected to generate weights.^{32, 33, 34} For the current study, we used the sampling and weighting strategy developed by Ipsos.

In 2017, Ipsos conducted The Global Attitudes Toward Transgender People online survey with participants from 27 countries using the sampling approach described above. Ipsos conducted the surveys between October 24, 2017 and November 7, 2017 with panel participants in samples from Argentina, Australia, Belgium, Brazil, Canada, Chile, China, Ecuador, France, Germany, Great Britain, Hungary, India,³⁵ Italy, Japan, Malaysia, Mexico, Peru, Poland, Russia, Serbia, South Africa, South Korea, Spain, Sweden, Turkey, and the United States of America. Ipsos administered the 2017 survey to panelists in Chile, Ecuador, Malaysia, and Serbia for the first time, whereas it administered surveys to the remaining 23 countries in both 2016 and 2017. In order to participate, individuals had to be between 16 and 64 years old (with the exception of in the United States and Canada where individuals had to be between 18 and 64 years old), have access to the internet, and consent to participate in the survey. The 2017 survey contained many of the 2016 survey questions,³⁶ as well as some additional items. The survey was self-administered in the national language or most commonly spoken language in each country. Teams of in-country experts partnering with Ipsos were responsible for translation and adaptation of the original survey instrument for each country. Survey responses were anonymous, and Ipsos did not collect personally identifiable information from participants.³⁷

In countries where internet penetration was approximately 60% or higher, the Global Attitudes Toward Transgender People survey data considered representative of the country's adult population, assuming the selection of appropriate weighting variables.^{38, 39} In 2017, there were 16 countries with better internet access and higher internet penetration including: Argentina, Australia, Belgium, Canada, France, Germany, Great Britain, Hungary, Italy, Japan, Poland, Serbia, South Korea, Spain, Sweden, and the United States of America. The eleven other countries, including Brazil, Chile, China, Ecuador, India, Malaysia, Mexico, Peru, Russia, South Africa, and Turkey, had lower levels of internet penetration, so findings from these countries are not nationally representative and instead represent a more affluent, internet-connected population. In addition, Ipsos did not collect data from individuals in China or Mexico with less than a secondary education or in Brazil from individuals with less than a primary education due to internet penetration constraints.

The 2017 survey sample included 19,747 adults across the 27 different countries. Approximately 500 panelists each from Argentina, Belgium, Chile, Ecuador, Hungary, India, Malaysia, Mexico, Peru, Poland, Russia, Serbia, South Africa, South Korea, Sweden, and Turkey completed surveys, in addition to approximately 1,000 panelists each from Australia, Brazil, Canada, China, France, Great Britain, Germany, Italy, Japan, Spain, and the United States of America.⁴⁰

We have reproduced the 2017 Global Attitudes Toward Transgender People survey items below.

1. Las siguientes preguntas pueden ser un poco delicadas. Léalas atentamente. Algunas personas se visten y viven como si fueran de un sexo aunque nacieron con otro. Por ejemplo, alguien que fue considerado de sexo masculino al nacer, puede sentirse realmente de sexo femenino, y por lo tanto, se viste y vive como una mujer; alguien que era de sexo femenino al nacer puede sentirse realmente de sexo masculino y se viste y vive como un varón.

Cuán familiarizado está (si lo está) con personas con estas características? Elija todas las respuestas que correspondan.

- Casi nunca o nunca me encuentro con personas con estas características
- He visto personas así, pero no las conozco personalmente
- Tengo conocidos con estas características
- Tengo amigos/parientes con estas características
- Yo soy una persona con estas características⁴¹
- No lo sé

2. Indique si está de acuerdo o en desacuerdo con cada una de las afirmaciones siguientes acerca de las personas que se visten y viven como si fueran de un sexo aunque nacieron con otro.

- Se les debe permitir realizarse una cirugía de modo que sus cuerpos coincidan con su identidad
- Se les debe permitir utilizar sanitarios correspondientes al sexo con el cual se identifican
- Se les debe permitir casarse con una persona de su sexo de nacimiento
- Se les debe permitir concebir o dar a luz (si son biológicamente capaces para ello)
- Se les debe permitir adoptar niños
- Se les debe proteger contra la discriminación del gobierno
- Se les debe permitir prestar servicio en las Fuerzas Armadas

- Totalmente de acuerdo
- En cierta medida de acuerdo
- En cierta medida en desacuerdo
- Totalmente en desacuerdo
- No lo sé

3. Indique si está de acuerdo o en desacuerdo con cada una de las afirmaciones siguientes acerca de las personas que se visten y viven como si fueran de un sexo aunque nacieron con otro

- Padecen una forma de enfermedad mental
- Tienen una forma de discapacidad física
- Están cometiendo un pecado
- Están violando las tradiciones de mi cultura
- Son algo natural
- Tienen un lugar especial en la sociedad
- Tienen dones espirituales únicos

- Totalmente de acuerdo
- En cierta medida de acuerdo
- En cierta medida en desacuerdo
- Totalmente en desacuerdo
- No lo sé

4. Indique si está de acuerdo o en desacuerdo con cada una de las afirmaciones siguientes acerca de las personas que se visten y viven como si fueran de un sexo aunque nacieron con otro.

La sociedad de [país] se ha pasado de la raya al permitir que las personas se vistan y vivan como personas del sexo opuesto.

[País] se está volviendo más tolerante con las personas que se visten y viven como personas del sexo opuesto.

Me preocupa que los niños se expongan a personas que se visten y viven como si fueran del sexo opuesto.

Las personas que se visten y viven como si fueran del sexo opuesto son muy valientes.

Quiero que [país] haga más para apoyar y proteger a las personas que se visten y viven como personas del sexo opuesto.

- Totalmente de acuerdo
- En cierta medida de acuerdo
- En cierta medida en desacuerdo
- Totalmente en desacuerdo
- No lo sé

Note: The survey did not use the term *transgender*. While the term *transgender* is increasingly common in international and non-English contexts, it is not known whether the term is universally understood. In order to develop questions that were more likely to be understood across countries, Ipsos asked survey participants about people whose current gender identity is different from their sex at birth. Prior to administering the survey, participants received a definition, similar to a transgender status definition provided on the optional sexual orientation and gender identity (SOGI) module⁴² of the

Behavioral Risk Factor Surveillance System (BRFSS). This BRFSS definition stated: “Some people describe themselves as transgender when they experience a different gender identity from their sex at birth. For example, a person born into a male body, but who feels female or lives as a woman would be transgender.”

ENDNOTES

- ¹ Lozano-Verduzco, I. & Díaz-Loving, R. (2009). Factores asociados a la expresión de la homofobia en la Ciudad de México. *Archivos Hispanoamericanos de Sexología*, 15(2), 45-66. Retrieved from: <http://search.ebscohost.com/login.aspx?direct=true&db=a9h&AN=56456966&site=ehost-live>
- ² Sandoval, E. M. (2011). *La convicción encarnada. Una mirada semiótica a las voces y relatos de vida de personas transexuales y transgénero en la ciudad de México*. (Doctoral dissertation), Centro de Investigaciones y Estudios Superiores en Antropología Social, Mexico City, Mexico. Retrieved from: <http://repositorio.ciesas.edu.mx/handle/123456789/112>
- ³ Mendoza-Perez, J. C., Ortiz-Hernandez, L., & Salazar-Ballesteros, D. (2018). Situación de personas trans de México: discriminación y salud. In R. Hernández & A. Winton (Eds.), *Diversidad sexual, discriminación y violencia. Desafíos para los derechos humanos en México*. Mexico City, Mexico: Comisión Nacional de los Derechos Humanos.
- ⁴ Pons Rabasa, A. (2016). *De las transformaciones sociales a las micropolíticas corporales: un archivo etnográfico de la normalización trans* y los procesos de corposubjetivación en la Ciudad de México*. (Doctoral dissertation), Universidad Autónoma Metropolitana-Iztapalapa, Mexico City, Mexico.
- ⁵ Infante, C., Sosa-Rubi, S. G., & Cuadra, S. M. (2009). Sex work in Mexico: vulnerability of male, travesti, transgender and transsexual sex workers. *Culture, Health & Sexuality*, 11:2, 125-137. Retrieved from: <https://doi.org/10.1080/13691050802431314>
- ⁶ Lozano-Verduzco, I. & Melendez, R. (2019). Transgender individuals in Mexico: exploring characteristics and experiences of discrimination and violence. *Psychology & Sexuality*, 1-13. Retrieved from: <https://doi.org/10.1080/19419899.2019.1698449>
- ⁷ Cheney, M. K., Gowin, M. J., Taylor, E. L., Frey, M., Dunnington, J., Alshuwaiyer, G., Huber, J. K., Garcia, M. C., & Wray, G. C. (2017). Living Outside the Gender Box in Mexico: Testimony of Transgender Mexican Asylum Seekers. *American Journal of Public Health*, 107(10), 1646-1652. Retrieved from: <https://doi.org/10.2105/AJPH.2017.303961>; Transgender Law Center & Cornell University Law School LGBT Clinic. (2016). *Report on Human Rights Conditions of Transgender Women in Mexico*. Retrieved from: <https://transgenderlawcenter.org/wp-content/uploads/2016/05/CountryConditionsReport-FINAL.pdf>
- ⁸ Redacción Chilango. (2019, June 17). ¿Cómo tramitar el cambio de identidad de género en la CDMX? *Chilango Magazine*. Retrieved from: <https://www.chilango.com/noticias/cambio-de-identidad-de-genero/>
- ⁹ Inter-American Court of Human Rights. (2018, January 9). *Opinión Consultiva sobre identidad de género, y no discriminación a parejas del mismo sexo* [Press release]. San José, Costa Rica: Inter-American Court of Human Rights. Retrieved from: https://www.corteidh.or.cr/docs/comunicados/cp_01_18.pdf
- ¹⁰ Vela Barba, E. (2015). Same-Sex Unions in Mexico: Between Text and Doctrine. In M. Sáez (Ed.), *Same Sex Couples - Comparative Insights on Marriage and Cohabitation* (pp. 49-83). Dordrecht: Springer Netherlands.
- ¹¹ Balzer, C./LaGata, C. & Berredo, L. (2016, October). *TMM Annual Report 2016: 2,190 murders are only the tip of the iceberg – An introduction to the Trans Murder Monitoring project*. Berlin, Germany: TGEU. Retrieved from: <https://transrespect.org/wp-content/uploads/2016/11/TvT-PS-Vol14-2016.pdf>. Latest numbers from 2019 in: *Transrespect versus Transphobia Worldwide*. (2019). *TMM Update Trans Day of Remembrance 2019* (Summary tables). TGEU. Retrieved from: https://transrespect.org/wp-content/uploads/2019/11/TvT_TMM_TDoR2019_SimpleTable.pdf
- ¹² Navarrete, S. (2019, June 19). El caso de Paola Buenrostro, primer transfeminicidio reconocido en la CDMX. *Expansión Política*. Retrieved from: <https://politica.expansion.mx/cdmx/2019/06/19/el-caso-de-paola-buenrostro-primer-transfeminicidio-reconocido-en-la-cdmx>

¹³ Navarrete (2019)

¹⁴ Guerrero, S. F. & Muñoz, L. (2018). Transfeminicidios. In L. Raphael & A. Segovia (Eds.), *Diversidades: interseccionalidad, cuerpos y territorios*. Mexico City, Mexico: Instituto de Investigaciones Jurídicas, Universidad Nacional Autónoma de México, CONACYT, Laboratorio Nacional de Diversidades.

¹⁵ Escobar, M. R. (2016). *Cuerpos en resistencia: experiencias trans en Ciudad de México y Bogotá*. Bogotá, Colombia: Instituto de Estudios Sociales Contemporáneos, Universidad Central. Retrieved from: <https://doi.org/10.30578/nomadas.n44a16>

¹⁶ We used the term “transgender” throughout this report to refer to “people [who] dress and live as one sex even though they were born another.” This definition was intentionally broad so as to encompass the diversity of identities of gender minority peoples in the 27 countries surveyed in the larger Ipsos survey project.

¹⁷ Clark, J. & Jackson, C. (2018, January). *Global Attitudes Toward Transgender People*. Ipsos. Retrieved from: <https://www.ipsos.com/en-us/news-polls/global-attitudes-toward-transgender-people>

¹⁸ It is not clear from participants’ responses what those who selected “don’t know” were indicating, whether it was that they did not understand the meaning of the question, they did not know if they knew any transgender people, or something else.

¹⁹ Among participants who were not transgender, those who reported having transgender acquaintances, friends, or family members we coded as “know a transgender person”; participants who reported rarely or never encountering transgender people or seeing transgender people but not knowing them personally and did not indicate that they have transgender acquaintance, friends, or family we coded as “do not know a transgender person;” and any participants who indicated that they “don’t know” in response to the question about familiarity with transgender people we coded as “don’t know.”

²⁰ We fit multinomial logistic regression models for each item to explore how participants’ sex, age, education, household income, and familiarity with transgender people were associated with attitudes, adjusting for all other variables in the model. Relative risk ratios (RRR) above 1.0 indicate a higher likelihood of endorsing the given response (relative to “disagree”) associated with the variable in question (e.g. sex); RRR below 1.0 indicate a lower likelihood of endorsing the given response.

²¹ Attitudes towards minority group members (e.g., religious minorities, sexual minorities, and racial or ethnic minorities) have long been the subject of public opinion polls and surveys of social attitudes as a way for researchers to gauge and assess change in levels of social acceptance. See, for example, findings from the 2018 General Social Survey about racial inequality: <http://www.apnorc.org/projects/Pages/Changing-Attitudes-about-Racial-Inequality.aspx>

²² Prieur, A. (2008). *La casa de la Mema, travestis, locas y machos*. Mexico City, Mexico: Programa Universitario de Estudios de Género UNAM.

²³ American Psychiatric Association. (2013). *Diagnostic and Statistical Manual of Mental Disorders (DSM-5)* (5th ed.). Washington, DC: American Psychiatric Association.

²⁴ GATE. (2019, May 24). *ICD-11 depathologizes Trans & Gender Diverse identities* [Press release]. GATE. Retrieved from: <https://gate.ngo/pr-icd-11-depathologizes-trans>

²⁵ Lozano-Verduzco, I. (2016). La collusion entre masculinidad y homofobia. In T. E. Rocha & I. Lozano (Eds.), *Debates y reflexiones en torno a las masculinidades: analizando los caminos hacia la igualdad* (pp. 151-166). Facultad de Psicología-UNAM: Mexico City, Mexico.

²⁶ Clark, J. & Jackson, C. (2018, January). *Global Attitudes Toward Transgender People*. Ipsos. Retrieved from: <https://www.ipsos.com/en-us/news-polls/global-attitudes-toward-transgender-people>

²⁷ Heeringa, S. G., West, B. T., & Berglund, P. A. (2017). *Applied survey data analysis*, 2nd ed. New York, NY: Chapman and Hall/CRC.

²⁸ Note that this estimate is different from the use of the term “relative risk ratio” as used in fields such as epidemiology. The interpretation of the exponentiated estimated coefficients of a multinomial logistic regression are an extension of odds ratios in binary logistic regression. Since the baseline category for comparison may change in a multinomial logistic regression model, the odds ratios are interpreted relative to that baseline, which is why the term relative risk ratio was adopted; see also StataCorp. (2017). *mlogit – multinomial (polytomous) logistic regression. Stata 15 Base Reference Manual*. College Station, TX: Stata Press.

²⁹ <https://stats.idre.ucla.edu/stata/output/multinomial-logistic-regression-2/>

³⁰ Prior Ipsos research found that samples of panelists administered online surveys in India are not representative of the general population. Data from the online survey of panelists in India provided additional evidence for this. Therefore, Ipsos conducted additional face-to-face interviews with a sample of 610 adults and excluded data from the original online survey panelists in India from published data. Data from the face-to-face interviews in India are presented in *Public Support for Transgender Rights: A Twenty-three Country Survey* and in all Ipsos publications containing data from the Global Attitudes Toward Transgender People survey, while data from the original online survey of panelists in India have not been published. The survey administered in the face-to-face interviews included the same questions as the Global Attitudes Toward Transgender People survey, as well as a series of additional questions specific to the Indian legal and social environment. Survey participants in India were identified through randomized sampling of postal addresses in five localities. Individuals did not receive incentives for participation or completion. Personal identifiers were removed by Ipsos while cleaning these data.

³¹ Panelists receive points based on survey completion. The number of points received is a function of survey length and complexity. Benefits do not accrue to panelists who do not complete surveys. Panelists’ participation in surveys is tracked (for inactivity, speed, and other variables) to identify quality issues. Regular participation in surveys is required for panelists to maintain standing in the panel; although, panelists are given a significant time frame in which to respond to surveys before they are identified as inactive. Panelists who are disengaged or presenting other problems are regularly removed from the panel.

³² Kennedy, C., Mercer, A., Keeter, S., Hatley, N., McGeeney, K., & Gimenez, A. (2016, May 2). *Evaluating online nonprobability surveys*. Washington, DC: Pew Research Center. Retrieved from: <https://www.pewresearch.org/methods/2016/05/02/evaluating-online-nonprobability-surveys/>

³³ Mercer, A., Lau, A., Kennedy, C. (2018, Jan. 26). *For weighting online opt-in samples, what matters most?* Washington, DC: Pew Research Center. Retrieved from: <https://www.pewresearch.org/methods/2018/01/26/for-weighting-online-opt-in-samples-what-matters-most/>

³⁴ Mercer, A. et al. (2018)

³⁵ In 2017, the Global Attitudes Toward Transgender People survey was administered online to the sample of Ipsos panelists in India. Face-to-face interviews were not conducted in India in 2017.

³⁶ The 2017 version removed the social proximity questions about not wanting to have transgender people as neighbors, coworkers, teachers, members of the military, elected leaders, and family members and a question about how transgender individuals should or should not be able to legally change their gender on identity documents. Ipsos added new questions about gender pronoun use and political and social developments.

³⁷ This is with the exception of data from India where Ipsos collected personally identifiable information from respondents who participated in the face-to-face interviews. Data collected in these interviews are confidential, and Ipsos removed personal identifiers while cleaning the data.

³⁸ While the use of census-based weights allows these data to be balanced to reflect the general adult population, as with any methodology, there are limitations in the generalizability of data based on differential probabilities of inclusion in the sampling frame.

³⁹ Mercer et al. (2018)

⁴⁰ The precision of Ipsos online polls are calculated using a credibility interval +/- 3.1 percentage points in samples of 1,000 and of +/- 4.5 percentage points in samples of 500. For more information on the Ipsos use of credibility intervals, please visit the Ipsos website at <https://www.ipsos.com/en>

⁴¹ This response option was used to identify transgender participants in the sample.

⁴² CDC. (2018). *2018 BRFSS Questionnaire*. Atlanta, GA: CDC. Retrieved from: https://www.cdc.gov/brfss/questionnaires/pdf-ques/2018_BRFSS_English_Questionnaire.pdf