

UCLA

Recent Work

Title

Stressed and Strapped: Caregivers in California

Permalink

<https://escholarship.org/uc/item/0sb8d6gd>

Authors

Hoffman, Geoffrey J

Mendez-Luck, Carolyn A

Publication Date

2011-09-21

Peer reviewed

September 2011

Stressed and Strapped: Caregivers in California

Geoffrey J. Hoffman and Carolyn A. Mendez-Luck

SUMMARY: This policy brief profiles California's *informal* caregivers—adults who provide care to a family member or friend coping with an illness or disability. Although caregivers appear to be as healthy as non-caregivers of the same age, they report higher levels of psychological distress and engagement in poor health-related behaviors, such as smoking. Middle-aged caregivers may

be at greatest risk for poor health outcomes such as high blood pressure, diabetes and heart disease. Few caregivers are paid for their work or use state services that might help alleviate both financial and psychological burdens. Caregivers should foresee difficult times ahead, given recent state budget cuts to programs that support caregivers, and older and disabled adults.

“The number of informal caregivers is growing as California’s population ages.”

This policy brief examines the health status of California's informal caregivers using data from the 2009 California Health Interview Survey, the largest state-specific health survey containing one of the few sources of population-based information on California caregivers.

More than six million Californians age 18 and older have provided informal care for a family member or friend with a long-term illness or disability during the past year. This care can involve helping individuals with things they can no longer do for themselves, such as bathing, shopping, managing medications or paying bills. In 2009, California caregivers provided an estimated 3.9 billion hours of care at an estimated value of \$47 billion.¹

The magnitude of largely uncompensated care by family and friends will rapidly increase as the U.S. Census projects a more

than doubling of the age 65 and older population in the next 30 years.

California’s Caregivers

Caregiving crosses racial boundaries in California. Among adults age 18 and older, approximately one in four white adults (24.8%), one in four African-American adults (26.3%), one in five Hispanic adults (19.8%) and one in six Asian, Hawaiian or Pacific Islander adults (15.9%) is a caregiver.

Compared to non-caregivers, the average caregiver is female, middle-aged and relatively well educated (Exhibit 1). Most caregivers have attended at least some college and have incomes at or above 300% of the Federal Poverty Level (FPL), which in 2009 was \$10,830 for an individual and \$22,050 for a family of four. Besides their caregiving responsibilities, 52% of caregivers work full-time and around 11% work part-time, similar to the rates of non-caregivers.



Exhibit 1

Demographic Characteristics of California Adults Age 18 and Older by Caregiver Status

	Caregivers		Non-Caregivers	
	Percent	Estimated Population	Percent	Estimated Population
Age				
18-44	46.5	2,873,000	53.1	11,282,000
45-64	42.1	2,600,000	31.6	6,721,000
65 and Older	11.4	706,000	15.3	3,241,000
Gender				
Female	56.6	3,500,000	49.3	10,477,000
Male	43.4	2,679,000	50.7	10,767,000
Marital Status				
Married or Living with Partner	60.3	3,723,000	61.7	13,098,000
Widowed, Separated or Divorced	16.4	1,011,000	13.6	2,890,000
Never Married	23.4	1,445,000	24.7	5,256,000
Geographic Location				
Urban	58.8	3,630,000	62.2	13,211,000
Suburban	25.5	1,578,000	24.7	5,257,000
Rural	15.7	971,000	13.1	2,776,000
Education Level				
Less Than High School	11.5	710,000	17.7	3,753,000
High School Graduate	25.6	1,584,000	26.0	5,529,000
Some College or Higher	62.9	3,885,000	56.3	11,962,000
Poverty Level				
0-99% FPL	14.6	905,000	16.4	3,492,000
100-199% FPL	18.5	1,143,000	17.8	3,783,000
200-299% FPL	12.9	798,000	14.0	2,977,000
300% FPL or Higher	54.0	3,334,000	51.7	10,992,000
Employment Status				
Full-Time	51.6	3,188,000	52.6	11,183,000
Part-Time	11.2	692,000	9.0	1,912,000
Not Working	37.3	2,305,000	38.4	8,148,000

Source: 2009 California Health Interview Survey

“Only 7.4% of informal caregivers are paid for their work.”

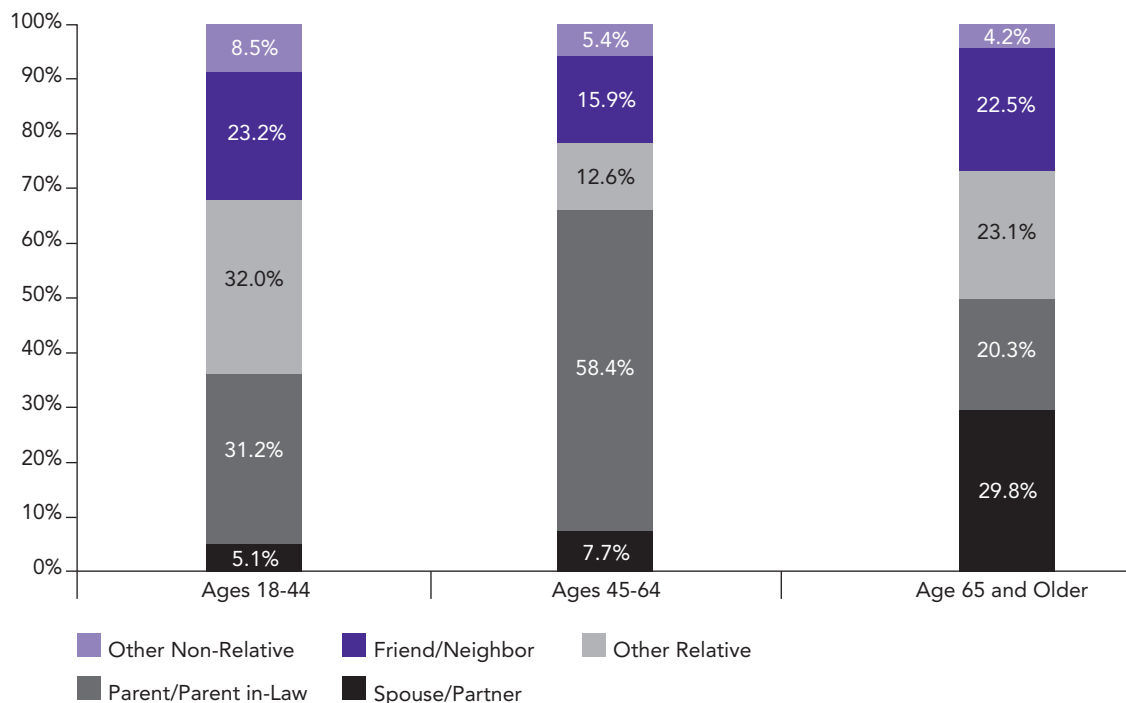
What the Caregiving Situation Looks Like for California’s Caregivers

The majority of informal caregivers in California care for a family member and provide long-term assistance—on average, caregivers have been providing care for just over three years. Caregivers provide over 21 hours of care per week. For the approximately one-third of caregivers who live with care recipients, the number of caregiving hours per week increases to 36 hours—almost as much as a full-time job.

California’s informal caregivers may experience financial pressures associated with caregiving, as only 7.4% are paid for their help. Moreover, nearly 20% of caregivers spent more than \$250 of their own money on caregiving in the past month. The strains of caregiving may be alleviated by respite services (short-term temporary relief from caregiving), yet only 13.5% of caregivers report ever using any respite care.

Relationship to Care Recipient by Caregiver Age Group

Exhibit 2



Source: 2009 California Health Interview Survey

A closer look at caregiving by age group reveals notable differences in the caregiving situation. Compared to younger and middle-aged caregivers, older caregivers are more likely to be caring for a spouse or partner (29.8%); living with the person they are caring for (45.2%); providing more hours of care per week (32.2 hrs); and caregiving for a longer period of time (61.8 months; Exhibits 2 and 3).

The Effects of Caregiving on Caregivers' Health

Although caregivers may appear to be at least as healthy as non-caregivers of the same age, caregivers report having higher levels of psychological distress and engagement in poor health-related behaviors, compared to

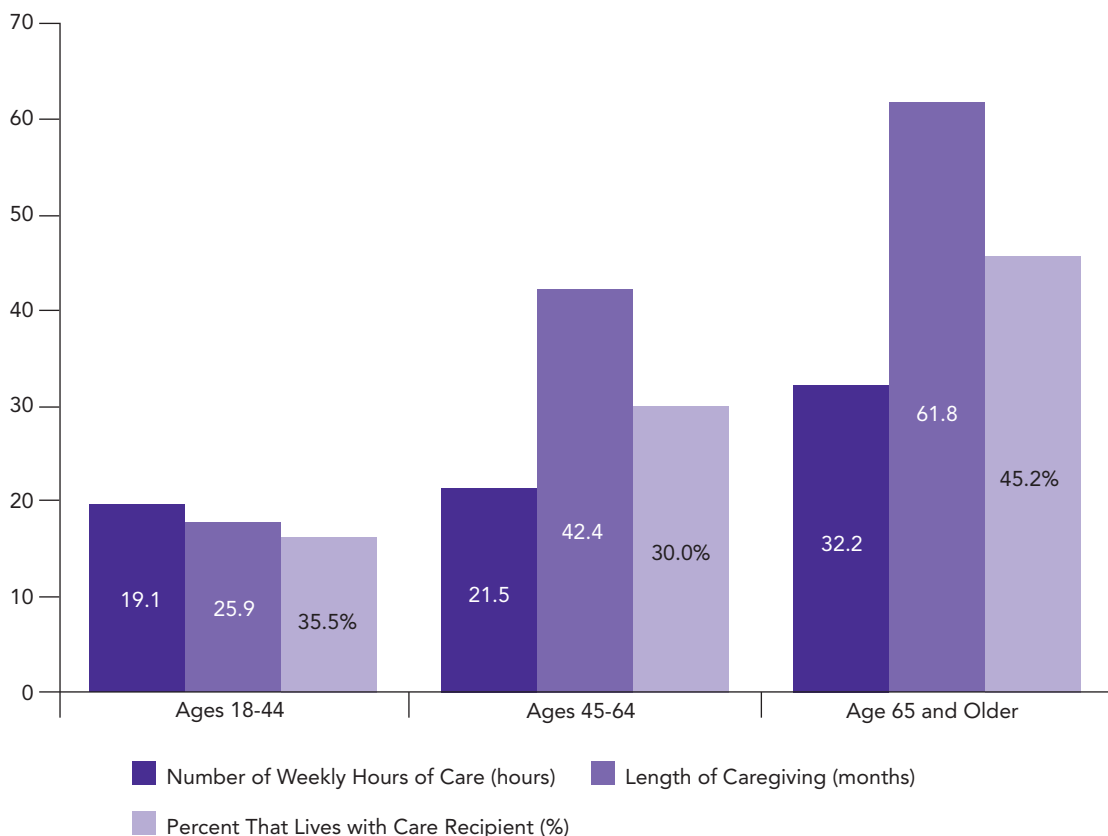
their non-caregiving counterparts (Exhibit 4). Over one million caregivers report moderate or serious distress levels, with almost one-third of them reporting that their emotions interfere a lot with their household chores (29.9%) or their social lives (32.9%).

Obesity rates as well as binge drinking and current smoking rates are also higher among caregivers compared to non-caregivers.² Moreover, among all caregivers, the likelihood of smoking increases by about 208% for caregivers with serious distress compared to those with low distress levels, after controlling for age, race, gender, education and income levels (Exhibit 5).

“Caregivers report higher levels of psychological distress.”

Exhibit 3

Caregiving Characteristics by Caregiver Age Group



Source: 2009 California Health Interview Survey

“Middle-aged caregivers may be at highest risk of poor health.”

Caregivers Who May Be Most Vulnerable to Poor Health

Although it may seem that older caregivers would exhibit worse health associated with caregiving since they have been in the caregiver role for longer periods of time and report providing more care hours per week than other caregivers, middle-aged caregivers may actually be at greatest risk for poor health. Compared to both older caregivers and to non-caregivers of the same age, middle-aged caregivers are more likely to binge drink (25.2%), smoke (15.9%), and/or be obese (30.1%; Exhibit 6).

We also found that compared to younger caregivers, middle-aged caregivers are more likely to exhibit poorer health status. Among middle-aged caregivers, 9.8% report having diabetes, 6.6% report having heart disease and 34.3% report having high blood pressure, significantly higher rates compared to those of younger caregivers.

Middle-aged caregivers may provide care with little outside support, as 29% are single, divorced or widowed, and many hold down full-time jobs (58.1%) and part-time jobs (9%). Moreover, 22.5% of middle-aged

Health-Related Characteristics of California Adults Age 18 and Older by Caregiver Status

Exhibit 4

	Caregivers		Non-Caregivers	
	Percent	Estimated Population	Percent	Estimated Population
Self-Reported Health Status				
Excellent or Very Good	50.5	3,122,000	52.4	11,126,000
Good	30.9	1,907,000	29.5	6,274,000
Fair or Poor	18.6	1,151,000	18.1	3,844,000
Psychological Distress				
Low	81.9	5,063,000	85.8	18,235,000
Moderate	13.8	853,000	11.6	2,462,000
Serious	4.3	263,000	2.6	546,000
Interference in Household Chores Due to Emotional Distress				
None	24.0	459,000	33.2	1,726,000
Moderate	46.1	880,000	43.4	2,257,000
Severe	29.9	572,000	23.4	1,214,000
Interference in Social Life Due to Emotional Distress				
None	19.9	380,000	29.0	1,508,000
Moderate	47.2	902,000	44.6	2,316,000
Severe	32.9	629,000	26.4	1,373,000
Body Mass Index				
Overweight	35.0	2,162,000	35.1	7,447,000
Obese	27.5	1,697,000	23.6	5,006,000
Engaged in Binge Drinking in Past 12 Months				
	32.2	1,991,000	31.2	6,635,000
Currently Smoke				
	16.5	1,022,000	12.8	2,711,000

Source: 2009 California Health Interview Survey

caregivers report having incomes less than 200% FPL. Given these potential financial stressors and the associations we found between caregiving responsibilities and psychological distress, middle-aged caregivers likely face multiple pressures that may influence current health behaviors and put them at risk for future health problems.

Conclusions

Our study suggests that a support system is critically needed to shore up stressed and strapped caregivers in California. Yet recent cuts to the In-Home Supportive Services

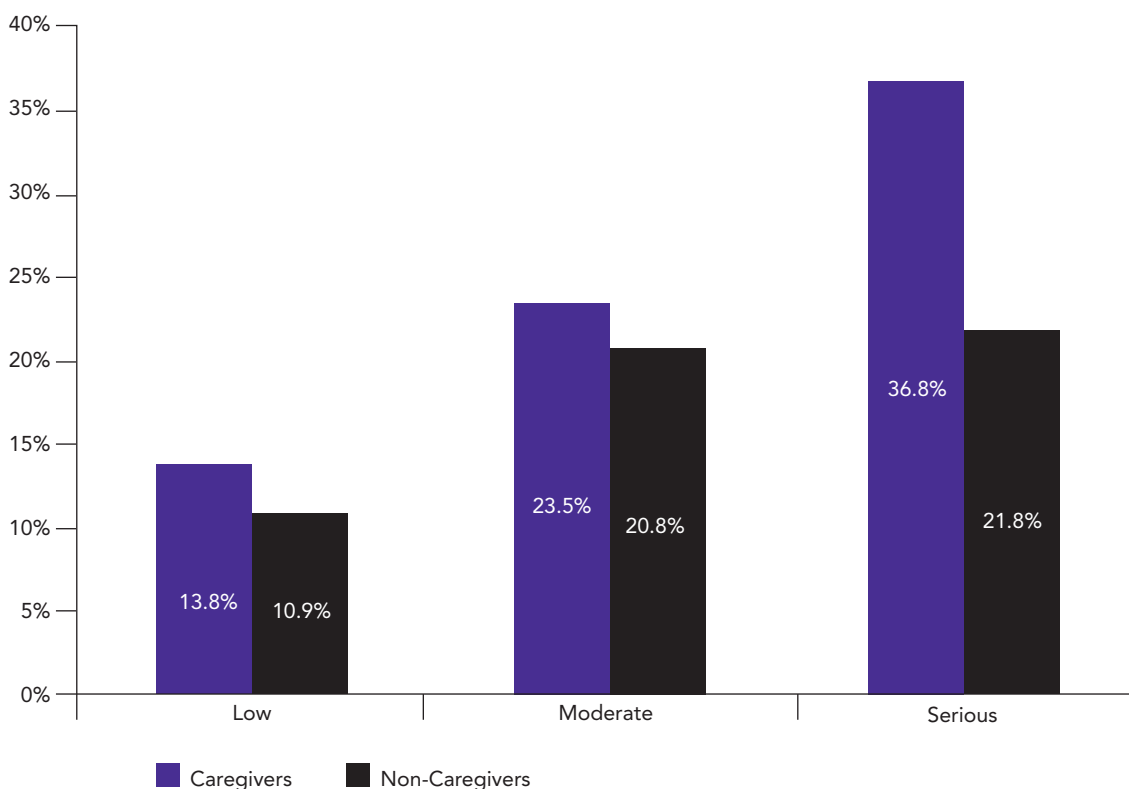
program and the scheduled elimination of the Adult Day Health Care program will undoubtedly place greater burdens on informal caregivers to fill the gap left in the wake of these programs.

Provisions of the recent Affordable Care Act (ACA) may provide opportunities to fill the gaps in the wake of program cuts at the state level, although realization of these provisions' objectives is not certain for the near future. One of the provisions, the CLASS Act, provides a cash benefit to purchase supports and services that could be used to compensate

“The CLASS Act could provide significant support to caregivers and their families.”

Exhibit 5

Californians of All Ages Who Currently Smoke by Distress Level



Source: 2009 California Health Interview Survey

“The existing patchwork of elder care programs could be better coordinated.”



This publication contains data from the California Health Interview Survey (CHIS), the nation's largest state health survey. Conducted by the UCLA Center for Health Policy Research, CHIS data give a detailed picture of the health and health care needs of California's large and diverse population. Learn more at: www.chis.ucla.edu

caregivers for needed respite or mental health services. The ACA also provides states with more flexibility to offer home and community-based services to low-income, elderly individuals. The Community First Choice Option provides community-based attendant supports and services to disabled individuals requiring an institutional level of care, encouraging Medicaid beneficiaries to remain in their homes. Other Medicaid provisions of the ACA include new funding for Aging and Disability Resource Centers (ADRC) that provide assistance to caregivers and persons with long-term care needs.

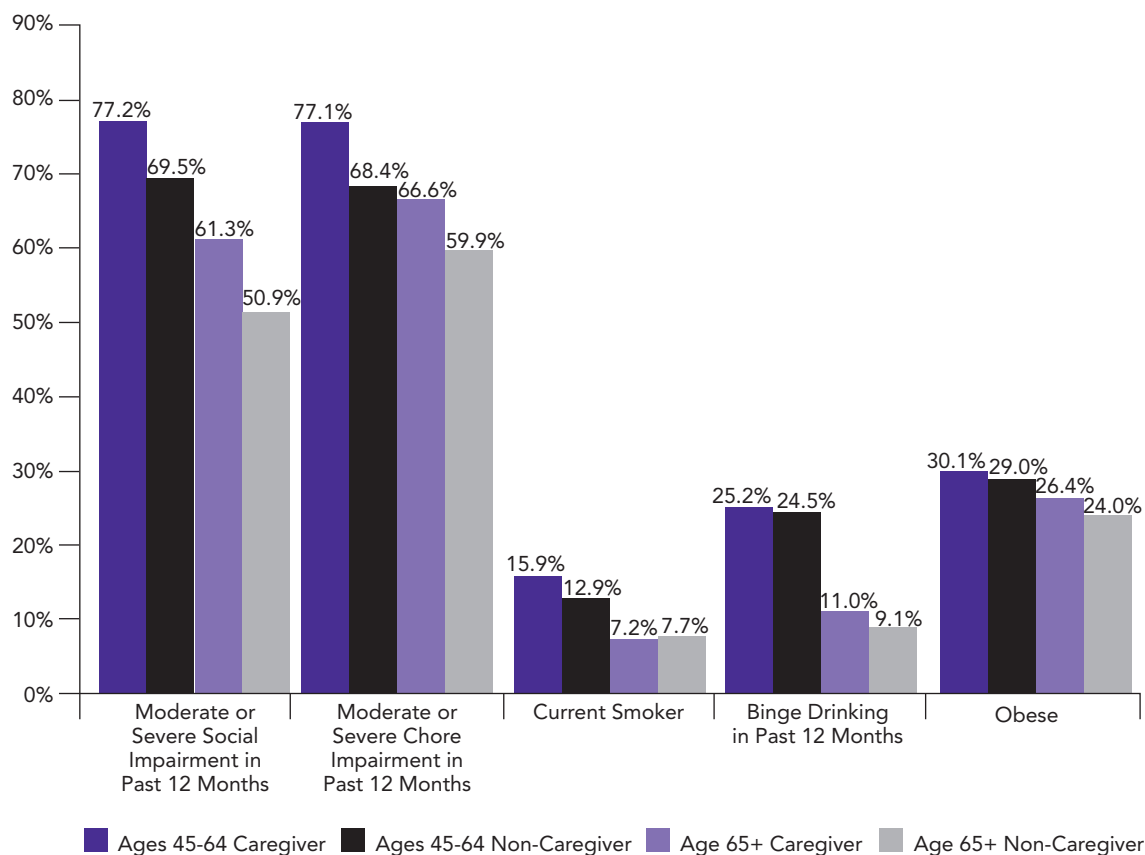
Nevertheless, new policies should be considered that coordinate and integrate the patchwork of programs run by the

State's Departments of Aging, Health Care Services and Public Health to give caregivers streamlined and comprehensive access to needed support services. Expanding paid family leave policies to include all types of familial relationships can also protect caregivers' jobs and keep caregivers in the workforce rather than having them rely on the dwindling public safety net after losing or leaving their jobs because of caregiving.

Given the reduced funding for community-based programs and the uncertain effects of ACA provisions, caregivers should foresee difficult times ahead. The current long-term care system—with its heavy reliance on unpaid, informal care—will likely be unsustainable in the long run.

Health-Related Behaviors by Caregiver Age Group

Exhibit 6



Source: 2009 California Health Interview Survey

Author Information

Geoffrey J. Hoffman, MPH, is a predoctoral candidate at the UCLA School of Public Health. Carolyn A. Mendez-Luck, PhD, MPH, is an assistant professor at Oregon State University, College of Public Health and Human Sciences, and faculty associate at the UCLA Center for Health Policy Research.

Acknowledgements

The authors wish to thank Jihey Lee for the statistical programming of the data reported in this policy brief. The authors also appreciate the valuable contributions of reviewers Donna Benton, Kathryn Kietzman, Lisa R. Shugarman, Diana Tisnado, Steven P. Wallace and Keyla Whitenhill.

Suggested Citation

Hoffman GJ and Mendez-Luck CA. *Stressed and Strapped: Caregivers in California*. Los Angeles, CA: UCLA Center for Health Policy Research, 2011.

Funding Information

The SCAN Foundation funded the research and development of this policy brief. The preparation of this brief was supported in part by a career development grant from the NIA-NIH (Grant 1K01AG033122-01A1) to Dr. Mendez-Luck.

Endnotes

- 1 AARP Public Policy Institute 2011. See <http://assets.aarp.org/rgcenter/ppi/lte/i51-caregiving.pdf>
- 2 Binge drinking for males is defined as having five or more alcoholic drinks in a day and for females as having four or more alcoholic drinks in a day.

“The current system of informal, unpaid care is unsustainable.”

10960 Wilshire Blvd., Suite 1550
Los Angeles, California 90024

First Class
Mail
U.S. Postage
PAID
UCLA



The UCLA Center
for Health Policy Research
is affiliated with the
UCLA School of Public Health
and the UCLA School of Public Affairs.

The views expressed in this policy brief
are those of the authors and do not
necessarily represent the UCLA Center for
Health Policy Research, the Regents of the
University of California, or collaborating
organizations or funders.

PB2011-11

Copyright © 2011 by the Regents of the
University of California. All Rights Reserved.

Editor-in-Chief: E. Richard Brown, PhD

Phone: 310-794-0909
Fax: 310-794-2686
Email: chpr@ucla.edu
www.healthpolicy.ucla.edu



Read this publication online