

Lawrence Berkeley National Laboratory

Recent Work

Title

A Kn RESONANT STATE AT 726 MeV

Permalink

<https://escholarship.org/uc/item/0qf2h95d>

Authors

Miller, Donald H.
Alexander, Gideon
Dahl, Orin I.
et al.

Publication Date

1963-06-04

University of California
Ernest O. Lawrence
Radiation Laboratory

TWO-WEEK LOAN COPY

*This is a Library Circulating Copy
which may be borrowed for two weeks.
For a personal retention copy, call
Tech. Info. Division, Ext. 5545*

A K_{π} RESONANT STATE AT 726 MeV

Berkeley, California

DISCLAIMER

This document was prepared as an account of work sponsored by the United States Government. While this document is believed to contain correct information, neither the United States Government nor any agency thereof, nor the Regents of the University of California, nor any of their employees, makes any warranty, express or implied, or assumes any legal responsibility for the accuracy, completeness, or usefulness of any information, apparatus, product, or process disclosed, or represents that its use would not infringe privately owned rights. Reference herein to any specific commercial product, process, or service by its trade name, trademark, manufacturer, or otherwise, does not necessarily constitute or imply its endorsement, recommendation, or favoring by the United States Government or any agency thereof, or the Regents of the University of California. The views and opinions of authors expressed herein do not necessarily state or reflect those of the United States Government or any agency thereof or the Regents of the University of California.

UNIVERSITY OF CALIFORNIA
Lawrence Radiation Laboratory
Berkeley, California

Contract No. W-7405-eng-48

A $K\pi$ RESONANT STATE AT 726 MeV

Donald H. Miller, Gideon Alexander, Orin I. Dahl,
Laurence Jacobs, George R. Kalbfleisch, and Gerald A. Smith

June 4, 1963

A $K\pi$ RESONANT STATE AT 726 MeV*

Donald H. Miller, Gideon Alexander,** Orin I. Dahl,
Laurence Jacobs, George R. Kalbfleisch, and Gerald A. Smith

Department of Physics and Lawrence Radiation Laboratory
University of California, Berkeley, California

June 4, 1963

In a classic investigation of the three- and four-body final states produced in 1.15-BeV/c $K^- + p$ interactions, Alston et al.¹⁾ obtained evidence for the existence of three resonant states: Y_1^* (1385) $\rightarrow \Lambda + \pi$; K^* (885) $\rightarrow K + \pi$; and Y_0^* (1405) $\rightarrow \Sigma + \pi$; where numbers in parentheses are energies in MeV. Since this work, other experiments have demonstrated the existence of many additional unstable baryon states as well as five (or more) strangeness- $S = 0$ unstable meson states. Thus far, a satisfactory classification of the incomplete experimental data²⁾ has been possible within the framework of the unitary symmetry model of Gell-Mann³⁾ and Ne'eman⁴⁾. Consequently, the unambiguous observation of a new $K\pi$ resonant state would be of particular interest, since it would imply the existence of either a complete new unitary multiplet whose other members remain to be discovered, or a phenomenon whose explanation must be sought outside the conventional unitary symmetry scheme^{5, 6)}.

To search for possible $S = +1$ unstable meson states, we have studied the effective-mass distributions for $K\pi$ systems produced in $\pi^- + p$ interactions over a wide momentum interval. At the 1962 CERN conference, we reported preliminary evidence for the existence of a new $K\pi$ resonant state⁷⁾. A systematic analysis of the entire experiment has now been completed. In the present Letter the behavior of the isotopic spin $I = 1/2$ and $I = 3/2$ $K\pi$ systems is discussed in detail. We believe that the data clearly indicate the existence of a weakly coupled unstable state of the $K\pi$ system with mass $\sim 726 \pm 3$ MeV and full-width $\Gamma \leq 20$ MeV. No determination of the spin or parity was possible, although the data indirectly support the isotopic spin assignment $I = 1/2$.

The data were obtained during an extensive exposure of the Lawrence Radiation Laboratory's 72-inch hydrogen bubble chamber to a secondary π^- beam at seven momentum settings ranging from 1.51 to 2.36 BeV/c. A total of 250,000 pictures with 10 to 20 pions each were taken and scanned for visible production of strange particles. Of the 11,000 strange-particle events observed, 4200 were successfully fitted kinematically to one of the hypotheses

$$\pi^- + p \rightarrow \Sigma^+ + \pi^- + K^0 \quad (1a)$$

$$\rightarrow \Sigma^- + \pi^+ + K^0 \quad (1b)$$

$$\rightarrow \Sigma^- + \pi^0 + K^+ \quad (1c)$$

$$\rightarrow \Sigma^0 + \pi^- + K^+ \quad (1d)$$

$$\rightarrow \Lambda + \pi^0 + K^0 \quad (1e)$$

$$\rightarrow \Lambda + \pi^- + K^+ \quad (1f)$$

by means of the IBM program PACKAGE. In general, events could be properly identified on the basis of the adequacy of fit (as measured by χ^2) to both the production and decay vertices. In ambiguous cases, a decision was frequently possible after track ionization was checked on the film⁸⁾. The distribution of events used in our analysis is summarized in table 1. For statistical considerations, the data are grouped into three momentum intervals: 1.51 and 1.69 BeV/c, the two momenta below the K^* (885) threshold; 1.90 and 2.05 BeV/c; and 2.17, 2.25, and 2.36 BeV/c.

The major correlations in reactions (1a) through (1f) have already been discussed in some detail⁷⁾. Whenever possible, the final states are dominated by the sequences $\pi^- + p \rightarrow Y^* + K$ or $Y + K^* \rightarrow Y + \pi + K$. At lower momenta, the $\Sigma^+ \pi^- K^0$ and $\Sigma^- \pi^+ K^0$ events arise predominantly from decay of $Y_0^*(1405)$ and $Y_0^*(1520)$. The $\Lambda \pi^0 K^0$ and $\Lambda \pi^- K^+$ final states are dominated by $Y_1^*(1385)$, since it decays weakly via the $\Sigma\pi$ mode. At higher momenta, a significant contribution is observed in all $Y\pi$ channels from the recently established $Y_1^*(1660)$ ^{7, 9)}. The $I=1/2 K^*(885)$ appears strongly in all final states except $\Sigma^+ \pi^- K^0$.

The distributions in effective-mass-squared, $M^2(K\pi)$, for the pure $I = 3/2$ $K^0\pi^-$ system [reaction (1a)] are given in fig. 1. Since the $\Sigma^+\pi^-K^0$ final state results almost entirely from Y^* decay, the $M^2(K^0\pi^-)$ distribution is determined by the net alignments of the Y^* 's along their production directions in the $\pi^- + p$ c. m. system. For example, if the $D^{3/2} Y_0^*(1520)$ were produced from an initial $S^{1/2} \pi^- + p$ state, the decay distribution with respect to the production direction would be $1 + 3 \cos^2\theta$. Since the data were taken over a range of momenta, this decay distribution would be reflected as a bump at low $K\pi$ effective mass, with a smeared enhancement at high effective mass. In other final states, the higher-mass enhancement could be masked by $K^*(885)$, so that the low-mass bump simulates the decay of an unstable state. It is important then, that the $K^0\pi^-$ distribution shows no evidence of structure and appears adequately represented by the smooth curve shown¹⁰.

The combined $M^2(K\pi)$ distributions for all $K^0\pi^+$ and $K^+\pi^0$ systems produced in association with Σ^- 's [reactions (1b) and (1c)] are plotted in fig. 2a. A striking feature of the data is the strong $K^*(885)$ production (particularly at higher momenta), although the reaction $\pi^- + p \rightarrow \Sigma^- + K^{*+}(885)$ cannot occur in peripheral collisions involving either K or $K^*(885)$ exchange. In addition, the distributions exhibit a prominent peak in the interval 0.51 to 0.55 BeV^2 (714 to 742 MeV). In order to examine the structure of this peak in more detail, an alternative representation of the data is provided in fig. 2b and c, where the $K^0\pi^+$ and $K^+\pi^0$ events for $p_\pi \geq 1.90$ BeV/c have been plotted separately. It is apparent that the peak persists in each distribution over essentially the same mass interval. To illustrate the approximate size of the effect, we have attempted to draw plausible and mutually consistent curves through the data. No significant enhancement was observed in the 1.51- or 1.69-BeV/c data (not shown separately), although at these momenta the situation is unfavorable because phase space peaks at low $K\pi$ mass.

The observed peaks cannot result from decay of aligned Y^* 's, since the Y^* 's leading to $\Sigma^- \pi^+$ also lead to $\Sigma^+ \pi^-$, where we find no effect. In addition, the major contribution to each peak appears in the 1.90- and 2.05-BeV/c data. These momenta are below threshold for production of $Y_1^*(1660)$, the only resonant state that could contribute significantly to both $\Sigma^- \pi^+$ and $\Sigma^- \pi^0$ final states. For similar reasons the peaks cannot be attributed to interference between $K^*(885)$ and Y^* background. Considering the peak in fig. 2a as a statistical fluctuation in the 1.90- and 2.05-BeV/c data, we estimate a probability less than 1/500 for the occurrence of a peak as large as observed. Consequently, although a statistical origin for the peak cannot be conclusively discounted on the basis of the present experiment, we conclude that the data almost certainly represent the decay of a new unstable state (hereafter called the κ meson) with strangeness $S = +1$ and mean mass $\sim 726 \pm 3$ MeV^{11, 12}).

Resolution functions have been calculated by using events with $M^2(K\pi)$ of 0.50 to 0.56 BeV². The full width at half-maximum is 0.04 BeV² for $K^+ \pi^0$ and 0.02 BeV² for $K^0 \pi^+$. From this we estimate that the full width of the κ is ≤ 20 MeV. If the width is several MeV or more, interference between κ and Y^* decay may be expected. Some evidence for the existence of such an effect is provided by both the marked tendency for the κ decays to populate the Y_0^* bands in the $\Sigma^- \pi^+ K^0$ final state, and the apparent difference in widths for the $K^+ \pi^0$ and $K^0 \pi^+$ decay modes¹³).

A straightforward interpretation of the data favors the assignment $I = 1/2$ for the κ . Most important, perhaps, is the absence of an enhancement in the $I = 3/2$ $K^0 \pi^-$ system (fig. 1). If the I-spin of the κ were 3/2, both the $I = 1/2$ and $I = 3/2$ components of the initial $\pi^- + p$ system could contribute to its production. In this case, the observed $M^2(K^0 \pi^-)$ distribution would imply essentially complete destructive interference between the two production amplitudes, a possibility that appears unlikely over the wide momentum interval studied.

Alternatively, if the decay $\kappa \rightarrow K + \pi$ represents an allowed transition, the I-spin of the κ may be deduced directly from the branching ratio $R = (\kappa^+ \rightarrow K^0 \pi^+) / (\kappa^+ \rightarrow K^+ \pi^0 + \kappa^+ \rightarrow K^0 \pi^+)$. However, the presence of interference between κ and Y^* decay and an incomplete understanding of the background preclude a rigorous determination on this basis. Nevertheless, in drawing the curves in fig. 2b and c, we have imposed the somewhat arbitrary additional requirement that the relative areas in the $I = 1/2$ K^* (885) peaks give the correct branching ratio, $(K^* \rightarrow K^0 \pi^+) / (K^* \rightarrow K^0 \pi^+ + K^* \rightarrow K^+ \pi^0) = 2/3$. A reasonable extrapolation of the background curves through the 0.40- to 0.70-BeV² interval suggests a branching ratio $R \approx 37/55$, consistent with the $I = 1/2$ assignment. It must be emphasized however, that this branching ratio estimate cannot in itself provide strong evidence against the $I = 3/2$ assignment, because of statistical limitations and obvious background uncertainties.

We have looked for any decay correlations that might be present if the spin of the κ were ≥ 1 . In the $K^0 \pi^+$ final state, the correlations merely reflect the accumulation of the κ decays in the Y_0^* bands. For the more favorable $K^+ \pi^0$ final state, the 59 events with $0.50 \leq M^2(K\pi) \leq 0.54$ BeV² show a polar-to-equatorial ratio of 22/37 for decay with respect to the production direction¹⁵⁾; no significant anisotropy occurs for events immediately above or below this mass interval. Because of the small effects observed, no conclusion regarding the spin is possible.

It is of interest to determine whether the neutral component of the κ is produced in the present experiment. The $M^2(K\pi)$ distributions for all $K^+ \pi^-$ and $K^0 \pi^0$ systems are given in fig. 3. We find no indication for any enhancement at 726 MeV. However, a surplus of ~ 18 events occurs at 747 ± 5 MeV¹⁶⁾, again arising predominantly in the 1.90- and 2.05-BeV/c data. Since the net detection efficiency in reactions (1d) and (1e) would be 14/27 for an $I = 1/2$ κ (or 10/27 for $I = 3/2$), this is approximately the size of the effect one would expect if the cross sections for $\kappa^0 + \Lambda$ and $\kappa^+ + \Sigma^-$ were similar.

Unfortunately, the effect is of marginal statistical significance, so that we cannot conclude whether the κ^0 is simply produced very weakly in reactions (d , e , and f), or alternatively, is produced at about the same rate, but has a mass 21 ± 6 MeV higher than the κ^+ .

In conclusion, the existence of an unstable meson with strangeness $S = +1$, mass 726 ± 3 MeV, and full width $\Gamma \lesssim 20$ MeV appears reasonably established from a study of the $K\pi$ effective-mass distributions observed in $\pi^- + p$ interactions. The simplest interpretation of these data suggests the isotopic-spin assignment $I = 1/2$. No unambiguous evidence for a determination of the spin and parity was obtained. Since we were not able to identify this unstable $K\pi$ system with any clearly predicted particle, it has been called the κ meson. Production cross sections are summarized in table 2.

We are indebted to Mr. Max Leavitt for his extensive programming support in the reduction of the data. In addition, we thank Professors Sheldon Glashow, Gyo Takeda, and J. John Sakurai for interesting conversations regarding possible interpretations of the κ .

It is a pleasure to acknowledge the support and encouragement of Professor Luis Alvarez throughout the course of this experiment. Finally, without the skill and patience of the operators of the Bevatron and 72-in. bubble chamber, as well as the efforts of our scanning and measuring staffs, this experiment would not have been possible.

FOOTNOTES AND REFERENCES

- * Work supported by the U. S. Atomic Energy Commission.
- ** Now at the Israel Atomic Energy Commission Laboratories, Rehovoth.
- 1) M. Alston, L. Alvarez, P. Eberhard, M. Good, W. Graziano, H. Ticho, and S. Wojcicki, Phys. Rev. Letters 5, 520 (1960); 6, 300 (1961); and 6, 698 (1961).
 - 2) S. L. Glashow and A. H. Rosenfeld, Phys. Rev. Letters 10, 192 (1963), give a recent summary of the known meson and baryon states as well as a possible classification within the SU(3) symmetry scheme.
 - 3) M. Gell-Mann, California Institute of Technology Synchrotron Laboratory Report CTSL-20, 1961, (unpublished) and Phys. Rev. 125, 1067 (1962).
 - 4) Y. Ne'eman, Nuclear Phys. 26, 222 (1961).
 - 5) Y. Nambu and J. J. Sakurai, $K^*(725)$ and the Strangeness-Changing Currents of Unitary Symmetry, Enrico Fermi Institute Report 63-26, April 1963 (to be published).
 - 6) G. Takeda, Phys. Rev. Letters 10, 167 (1963).
 - 7) G. Alexander, L. Jacobs, G. R. Kalbfleisch, D. H. Miller, G. A. Smith, and J. Schwartz, "Study of Strange-Particle Resonant States Produced in 1.89-2.04 GeV/c $\pi^- + p$ Interactions," in Proceedings of the 1962 International Conference on High-Energy Physics at CERN (CERN, Geneva, 1962), p. 322. See also, G. Alexander, G. R. Kalbfleisch, D. H. Miller, and G. A. Smith, Phys. Rev. Letters 8, 447 (1962).
 - 8) The major ambiguity arises in the correct assignment of events to the $\Sigma^- \pi^0 K^+$ and $\Sigma^- \pi^+ K^0$ final states, since about one-half of the Σ^- events have acceptable fits to both hypotheses. Using ionization information, one can uniquely identify about one-half of the ambiguous events. The remainder are assigned to the fit with the lowest χ^2 . We estimate that less than 10% of the events are improperly assigned. This was checked

by using the same procedure on 393 $\Sigma^- \pi^+ K^0$ events with visible K^0 decay, where the K^0 information was suppressed during fitting.

- 9) L. W. Alvarez, M. H. Alston, M. Ferro-Luzzi, D. O. Huwe, G. R. Kalbfleisch, D. H. Miller, J. J. Murray, A. H. Rosenfeld, J. B. Shafer, F. T. Solmitz, and S. G. Wojcicki, Phys. Rev. Letters 10, 184 (1963).
- 10) Because of the known complexity of the final states, no systematic attempt was made to compare the data with predictions based upon pure phase-space considerations. Instead, smooth curves approximately consistent with known resonances were drawn through the data. Marked deviations from these curves were then studied as possible new phenomena.
- 11) See also S. G. Wojcicki, G. R. Kalbfleisch, and M. H. Alston, Phys. Letters, this issue.
- 12) J. Fisk, H. K. Ticho, D. H. Stork, W. Chinowsky, G. Goldhaber, S. Goldhaber, and T. F. Stubbs, "Pion Production by K^+ Mesons on H_2 and D_2 ," in Proceedings of the 1962 International Conference on High-Energy Physics at CERN (CERN, Geneva, 1962) p. 358. These authors observe a 2-standard-deviation enhancement at 730 MeV. The effect would correspond to a cross section of about 100 to 120 μb for $K^+ + p \rightarrow \kappa^+ + p$.
- 13) In the unlikely case that both these effects represent statistical fluctuations, the full width could be ≤ 1 MeV, so that a large fraction of the decay proceeds through electromagnetic interactions. To check this possibility, we rescanned all pictures containing Σ^+ 's for e^+e^- pairs which might be associated with the decay $\kappa \rightarrow K + \gamma$. Six pairs pointing back to production vertices were found, but all events were consistent with either $\Sigma^- \pi^0 K^+$ or $\Sigma^- \pi^+ K^0$. In addition, no kinks were observed in the positive tracks (K^+ or π^+), indicating that the lifetime is less than 10^{-12} sec.

- 14) The approximate equality of the contributions arising from Y_0^* (1405 and 1520) decay to the $\Sigma^+ \pi^-$ and $\Sigma^- \pi^+$ effective-mass distributions indicates that, at least in some cases, the total decay rates are not seriously affected by interference effects, although the shapes of the resonances are markedly altered.
- 15) In the 1.90- to 2.09-BeV/c data, where the κ is most copiously produced, the same ratio is 5/21.
- 16) The possibility of systematic mass shifts between the $\Sigma\pi K$ and $\Lambda\pi K$ final states has been checked independently several times; no effects larger than 2 to 3 MeV were observed.

Table 1.

Summary of events used in analysis.

Final state	Pion momentum (BeV/c)		
	1.51, 1.69	1.90, 2.05	2.17, 2.25, and 2.36
$\Sigma^+ \pi^- K^0$	35	104	289
$\Sigma^- \pi^+ K^0$	95	322	850
$\Sigma^- \pi^0 K^+$	51	176	244
$\Sigma^0 \pi^- K^+$	23	145	263
$\Lambda \pi^0 K^0$	58	137	209
$\Lambda \pi^- K^+$	158	309	542

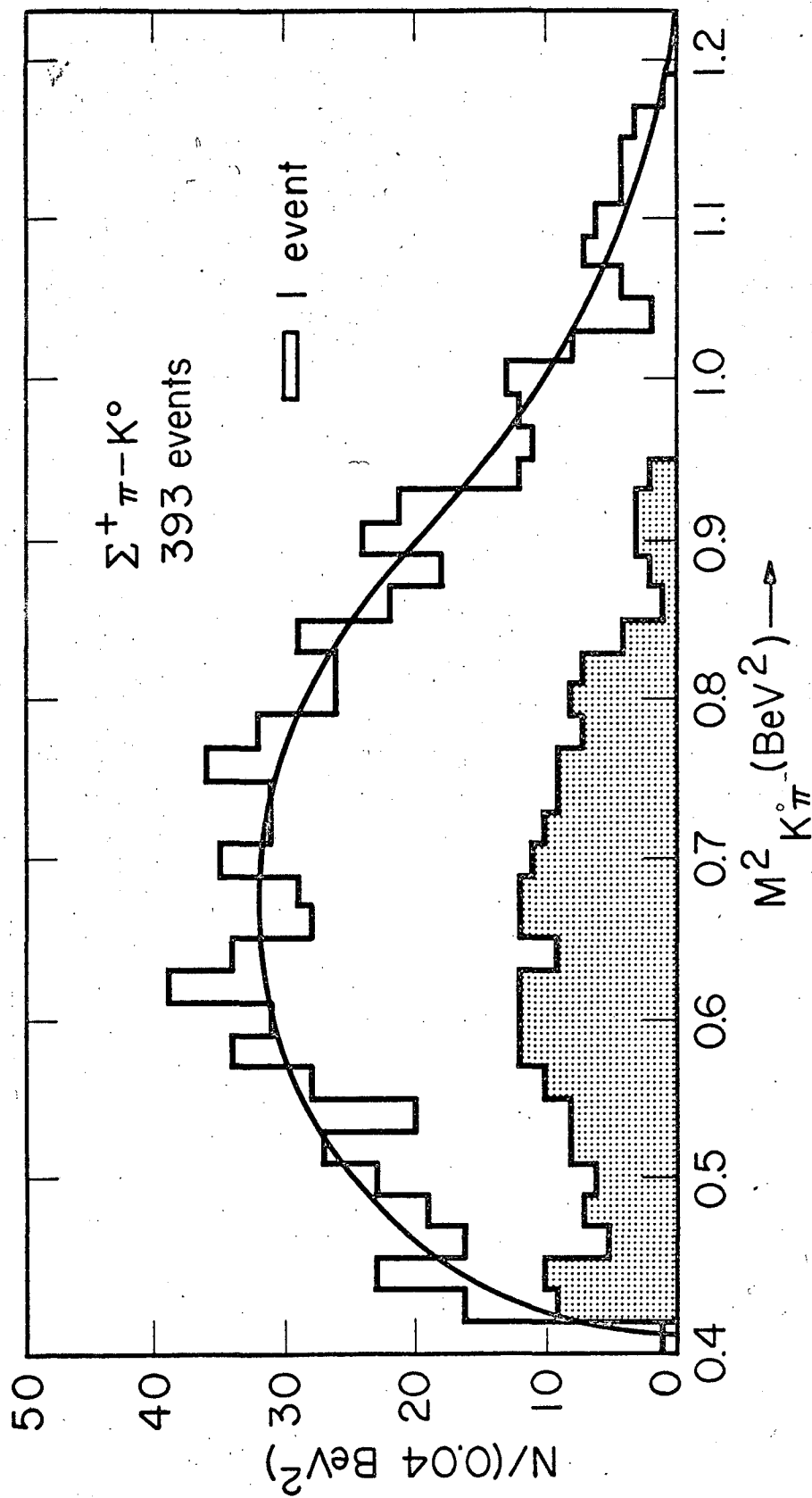
Table 2.

Estimated cross sections for $\pi^- + p \rightarrow \Sigma^- + \kappa^+$ and $\Sigma^- + K^{*+}$ (885).

Pion momentum (BeV/c)	κ^+		K ^{*+} (885)	
	Observed events	Cross section (μb)	Observed events	Cross section (μb)
1.51, 1.69	~ 0	~ 0	Below threshold	
1.90, 2.05	29	6 ± 2	105	20 ± 2
2.17, 2.25, and 2.36	26	3 ± 1	274	30 ± 2

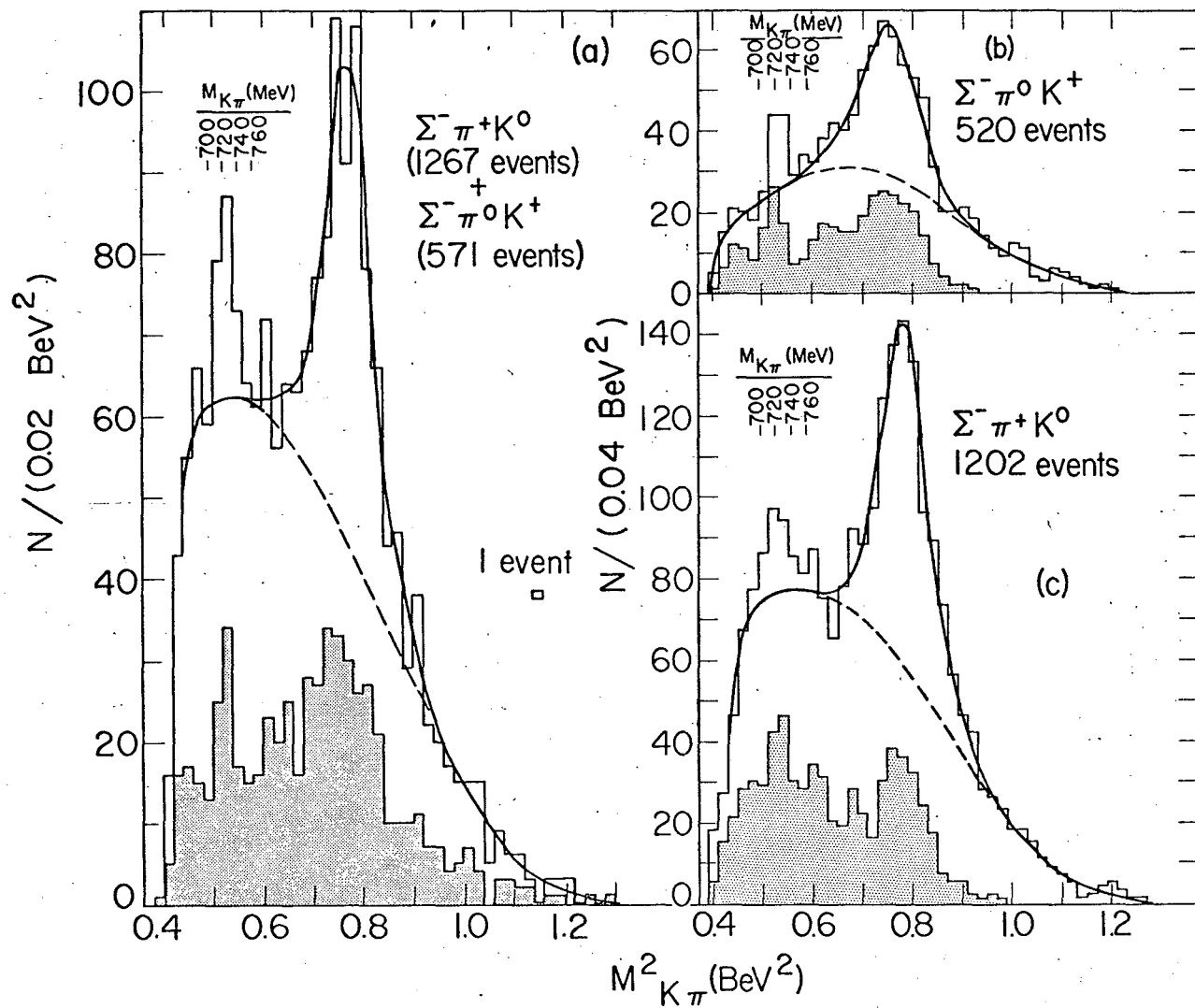
FIGURE LEGENDS

- Fig. 1. $M^2(K^0\pi^-)$ distributions for $p_\pi \geq 1.90$ BeV/c. Since the ordinate represents the number of events per 0.04 BeV^2 (the resolution width), only every other point is independent. The shaded area indicates $p_\pi = 1.90$ or 2.05 BeV/c.
- Fig. 2. (a) Histogram of $M^2(K\pi)$ for all $Q = +1$ $K\pi$ systems. The shaded area represents $K^+\pi^0$ events separately. (b, c) $M^2(K\pi)$ distributions for $K^+\pi^0$ and $K^0\pi^+$ systems with $p_\pi \geq 1.90$ BeV/c. The data have been averaged over 0.04 BeV^2 (the resolution width) so that only every other point is independent. The curves through the data have been drawn to give approximately the correct branching ratio for the $I = 1/2$ K^* (885 MeV). The shaded areas in (b, c) correspond to $p_\pi = 1.90$ or 2.05 BeV/c.
- Fig. 3. $M^2(K\pi)$ distributions for $Q = 0$ $K\pi$ systems with $p_\pi \geq 1.90$ BeV/c. The shaded area is for events with $p_\pi = 1.90$ or 2.05 BeV/c.



MU-30336

Fig. 1



MUB-1788

Fig. 2

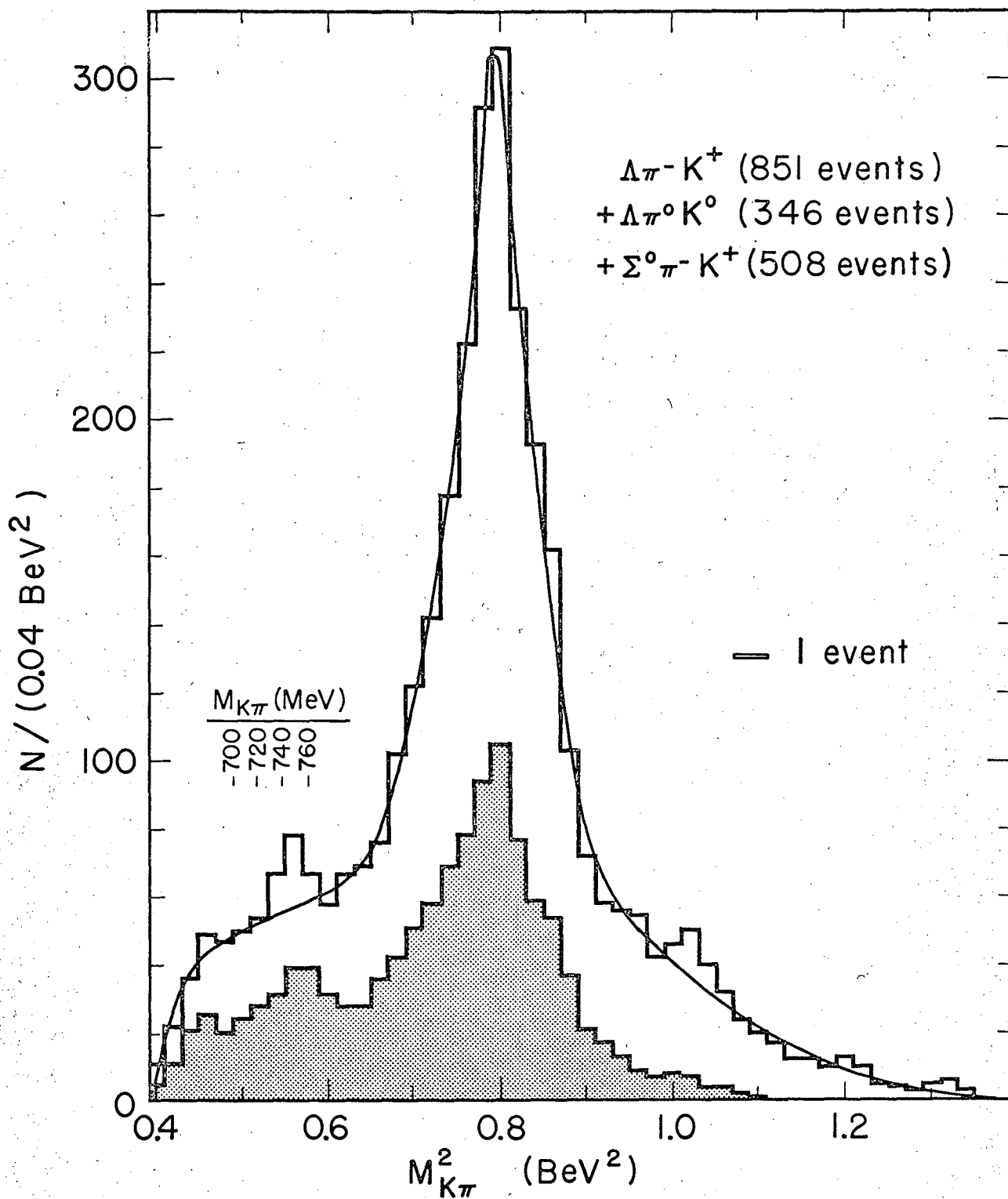


Fig. 3

0

