

UCLA

Department of Statistics Papers

Title

Unsupervised Learning of Probabilistic Object Models (POMs) for Object Classification, Segmentation and Recognition using Knowledge Propagation

Permalink

<https://escholarship.org/uc/item/0pm9284g>

Authors

Chen, Yuanhao

Zhu, Long Leo

Yuille, Alan

et al.

Publication Date

2009-08-13

Peer reviewed

Unsupervised Learning of Probabilistic Object Models (POMs) for Object Classification, Segmentation and Recognition using Knowledge Propagation

Yuanhao Chen¹, Long (Leo) Zhu², Alan Yuille^{2,3}, Hongjiang Zhang⁴

¹University of Science and Technology of China, Hefei, Anhui 230026 P.R.China
yhchen4@ustc.edu

²Department of Statistics, ³Psychology and Computer Science
University of California, Los Angeles, CA 90095
{lzhuzhu,yuille}@stat.ucla.edu

⁴Microsoft Advanced Technology Center, hjzhang@microsoft.com

Abstract—We present a method to learn probabilistic object models (POMs) with minimal supervision which exploit different visual cues and perform tasks such as classification, segmentation, and recognition. We formulate this as a structure induction and learning task and our strategy is to learn and combine elementary POMs that make use of complementary image cues. We describe a novel structure induction procedure which uses *knowledge propagation* to enable POMs to provide information to other POMs and “teach them” (which greatly reduces the amount of supervision required for training and speeds up the inference). In particular, we learn a POM-IP defined on Interest Points using weak supervision [1], [2] and use this to train a POM-mask, defined on regional features, which yields a combined POM which performs segmentation/localization. This combined model can be used to train POM-edgelets, defined on edgelets, which gives a full POM with improved performance on classification. We give detailed experimental analysis on large datasets for classification and segmentation with comparison to other methods. Inference takes five seconds while learning takes approximately four hours. In addition, we show that the full POM is invariant to scale and rotation of the object (for learning and inference) and can learn hybrid object classes (i.e. when there are several objects and the identity of the object in each image is unknown). Finally, we show that POMs can be used to match between different objects of the same category and hence enable object recognition.

Index Terms—Unsupervised Learning, Object Classification, Segmentation, Recognition.

I. INTRODUCTION

RECENT work on object classification and recognition has tended to represent objects in terms of spatial configurations of features at a small number of interest points [3], [4], [5], [6], [7], [8]. Such models are computationally efficient, for both learning and inference, and can be very effective for tasks such as classification. But they have two major disadvantages: (i) the sparseness of their representations restricts the set of visual tasks they can perform, and (ii) these models only exploit a small set of image cues. Sparseness is suboptimal for tasks such as segmentation which instead require different representations and algorithms. This has led to an artificial distinction in the vision literature where detection/classification and segmentation are treated as different problems being addressed with different object representations, different image cues, and different learning and inference algorithms. One part of the literature concentrates on detection/classification – e.g. [3], [4], [5], [6], [7], [8], [1], [2], [9] – uses sparse generative models, and learns them using comparatively little human supervision (e.g. the training images are known to include an object from a specific class, but the precise localization/segmentation of the object is unknown). By contrast, the segmentation literature – e.g. [10], [11], [12] – uses dense representations but typically requires that the precise localization/segmentation of the objects are given in the training images. But until recently – e.g. [13], [14], [15] – there have

been few attempts to combine segmentation and classification or to make use of multiple visual cues.

Pattern theory [16], [17] gives a theoretical framework to address these issues – represent objects by state variables W , specify a generative model $P(\mathbf{I}|W)P(W)$ for obtaining the observed image \mathbf{I} , and an inference algorithm to estimate the most probable object state $W^* = \arg \max_W P(W|\mathbf{I})$. The estimated state W^* determines the identity, pose, configuration, and other properties of the object (i.e. is sufficient to perform all object tasks). This approach makes use of all cues available in the image and is formally optimal in the sense of Bayes decision theory. Unfortunately it currently suffers from many practical disadvantages when faced with the complexity of natural images. It is unclear how to specify the object representations, how to learn generative models from training data, and how to perform inference effectively (i.e. to estimate W^*).

The goal of this paper is to describe a strategy for learning probabilistic object models (POMs) in an incremental manner with minimal supervision. The strategy is to first learn a simple model that only has a sparse representation of the object and hence only explains part of the data and performs a restricted set of tasks. Once learnt, this model can process the image to provide information that can be used to learn POMs with increasingly richer representations, which exploit more image cues and perform more visual tasks. We refer to this strategy as knowledge propagation (KP) since it uses knowledge provided by the simpler models to help train the more complex models (e.g. the simple models act as teachers). Knowledge propagation is also used after the POMs have been learnt to enable rapid inference to be done (i.e. estimate W^*). To assist KP, we use techniques for growing simple models using proposals obtained by clustering [1], [2]. A short version of this work was presented in [18].

We formulate our approach in terms of probabilistic inference and machine learning. From this perspective, learning POMs is a structure induction problem [19] where the goal is to learn the structure of the probability model describing the objects as well as the parameters of their distributions. Structure induction is a difficult and topical problem and differs from more traditional learning where the structure of the model is assumed known and only the parameters need to be estimated. Knowledge propagation is a method for doing structure learning

that builds on our previous work on structure induction [1], [2] which is summarized in section (IV).

For concreteness, we now briefly step through the process of structure learning by KP as it occurs in this paper – see figure (1). Firstly, we learn a POM defined on interest points (IP's), POM-IP, using the techniques described in [1], [2]. We start with a POM-IP because the sparseness of the interest points and their different appearances makes it easy to learn it with minimal supervision. This POM-IP can be learnt from a set of images each of which contains one of a small set of objects with variable pose (position, scale, and rotation) and variable background. *This is the only information provided to the system – the rest of the processing is completely automatic.* The POM-IP is a mixture model where each component represents a different aspect of the object (the number of components is learnt automatically). This POM-IP is able to detect and classify objects, to detect their aspect, deal automatically with scaling and rotation changes, and give very crude estimates for segmentation. Secondly, we extend this model by incorporating different cues to enable accurate segmentation and to improve classification. More specifically, we use the POM-IP to train a POM-mask which uses regional image cues to perform segmentation. Intuitively, we start by using a version of grab-cut [20], [21], [22], [23] where POM-IP substitutes for human interaction to provide the initial estimate of the segmentation (as motion cues do in ObjCut [24]). This, by itself, yields a fairly poor segmentations of the objects. But this segmentation can be improved by using the training data to learn priors for the masks (different priors for each aspect). This yields an integrated model which combines POM-IP and POM-mask and which is capable of performing classification and segmentation/localization. Thirdly, the combination of POM-IP and POM-mask allows us to estimate the shape of the object and provide sufficient context to train POM-edgelets which can localize subparts of the object and hence improve classification (the context provides strong localization for the POM-edgelets which makes it easy to learn them and perform inference with them). After the models have been learnt, KP is also used so that POM-IP provides estimates of pose (scale, position, and orientation) which helps provide initial conditions for POM-mask which, in turn, provides initial conditions for

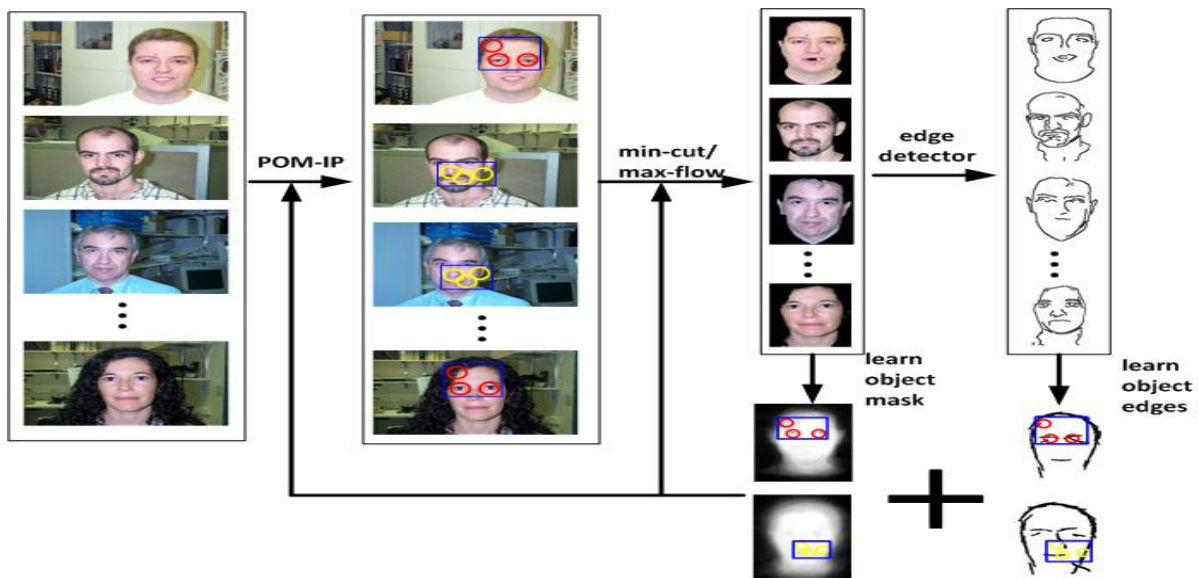


Fig. 1. The flow chart of knowledge propagation. POM-IP is learnt and then trains POM-mask (using max-flow/min-cut) which includes learning a probabilistic object mask (see the feedback arrows). Then POM-IP and POM-mask help train POM-edgelets by using the object mask to provide context for the nine POM-edgelets. Knowledge propagation is also used for inference (after learning) with similar flow from POM-IP to POM-mask to POM-edgelets.

the POM-edgelets. We stress that learning and performing inference on POM-mask and POM-edgelets is very challenging without the initial conditions provided by the earlier models. The full model couples the POM-IP, POM-mask, POM-edgelets together (as a regular, though complicated, graphical model) and performs inference on this model. Jojic et al. [25] provide alternative unsupervised learning approach which addresses model coupling for video segmentation problem.

Our experiments demonstrate the success of our approach. Firstly, we show that the full POM – coupling POM-IP, POM-mask, and POM-edgelet – performs better for classification than POM-IP alone. Secondly, the segmentation obtained by coupling POM-IP with POM-mask is much better than performing segmentation with grab-cut initialized by POM-IP only. In addition, we show that the performance of the system is invariant to scale, rotation, and position transformations of the objects and can be performed for hybrid object classes. We give comparisons to other methods [3], [14], [15]. Finally we show promising results for performing recognition by the POM-IP (i.e. distinguishing between different objects in the same category).

The structure of this paper is as follows. First we describe the knowledge propagation strategy in section (II). Next we give details specifications of

the image cues and the representations used in this paper in section (III). Then we specify the details of the POMs and KP in section (IV,V,VI). Finally we report the results in section (VII).

II. LEARNING BY KNOWLEDGE PROPAGATION

We now describe our strategy for learning by knowledge propagation. Suppose our goal is to learn a generative model to explain some complicated data. It may be too hard to attempt a model that can explain all the data in one attempt. An alternative strategy is to build the model incrementally by first modeling those parts of the data which are easiest. This will provide context making it easier to learn models for the rest of the data.

To make this specific, consider learning a probability model for an object and background, see figure (2), which uses two types of cues: (i) sparse interest points (IP), and (ii) dense regional cues. The object can occur at a range of scales, positions, and orientations. Moreover, the object has several aspects whose appearance varies greatly and whose number is unknown. In previous work [1], [2] we have described how to learn a model POM-IP which is capable of modeling the interest-points of the object (and the background). After learning, the POM-IP is able to estimate the pose (position, scale, and orientation) and the aspect of the object for new

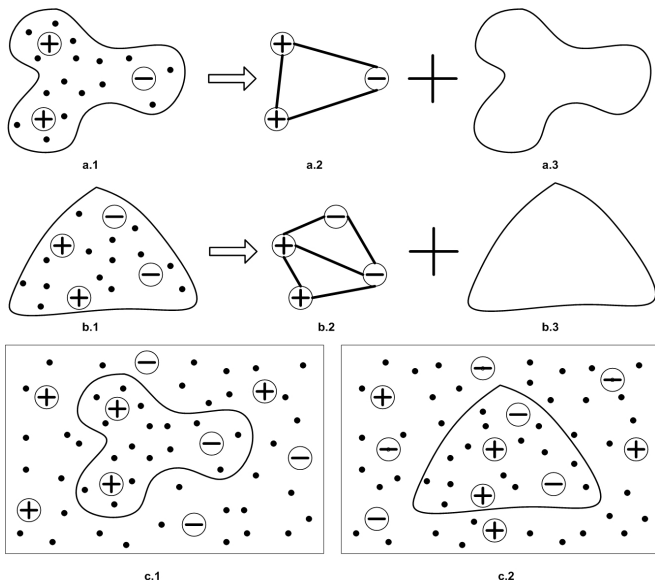


Fig. 2. The object is composed of a mask (thick closed contour) plus interest-points (pluses and minuses) and has two aspects. The first aspect (a.1) is composed of a POM-IP (a.2) and a POM-mask (a.3). Similarly the second aspect (b.1) is composed of a POM-IP (b.2) and a POM-mask (b.3). Panels c.1 and c.2 show examples where the object is embedded in an image. Learning the POM-IP is practical, by the techniques described in [1], [2], but learning the POM-mask – or the full POM that combines IP’s with the mask, is difficult because of the number of aspects (only two shown here) and the variability in scale and orientation (not shown). But the POM-IP is able to help train the POM-mask – by providing estimates of scale, orientation, and position – and facilitate learning of a full POM.

images. We now want to enhance this model by using additional regional cues and a richer representation of the object. To do this, we want to couple POM-IP with a POM-mask which has a mask for representing the object (one mask for each aspect) and which exploits the regional cues. Our strategy, *knowledge propagation*, involves learning the full POM sequentially by first learning the POM-IP and then the POM-mask. We perform sequential learning — learning POM-IP and then using it to train POM-mask – (because we do not know any direct algorithm to learn both simultaneously).

We now describe the basic ideas for a simple model and then return to the more complex models required by our vision application (which include additional models trained by both POM-IP and POM-mask).

To put this work in context, we recall the basic formulation of unsupervised learning and inference tasks. Suppose we have data $\{d^\mu\}$ that is a set of sample from a generative model $P(d|h, \lambda)P(h|\Lambda)$ with hidden states h and model

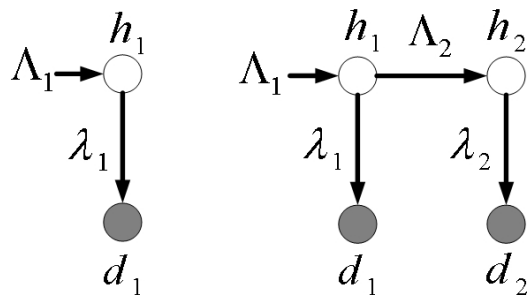


Fig. 3. Knowledge Propagation. Left Panel: the model for $P(d_1|h_1)P(h_1)$ where the likelihood and prior are specified by λ_1, Λ_1 . Right Panel: Learning the structure and parameters λ_1, Λ_1 for $P(d_1|h_1)P(h_1)$ enables us to learn a model with additional hidden states h_2 , data d_2 , and parameters λ_2, Λ_2 . We can also perform inference on h_2 by first estimating h_1 using model $P(d_1|h_1)P(h_1)$.

parameters λ, Λ . The two tasks are: (i) to learn the model – i.e. determine λ, Λ by MAP estimation $\lambda^*, \Lambda^* = \arg \max_{\lambda, \Lambda} P(\lambda, \Lambda | \{d^\mu\})$ using training data $\{d^\mu\}$ (which also includes learning the structure of the model), and (ii) to perform inference from d to determine $h(d)$ by MAP $h^*(d) = \arg \max_h P(h|d, \lambda, \Lambda)$. But, as described in the introduction, there may not be efficient algorithms to achieve these tasks.

The basic idea of knowledge propagation can be illustrated as follows, see figure (3). Assume that there is a natural decomposition of the data into $d = (d_1, d_2)$ and hidden states $h = (h_1, h_2)$ so that we can express the distributions as $P(d_1|h_1, \lambda_1)P(d_2|h_2, \lambda_2)P(h_1|\Lambda_1)P(h_2|h_1, \Lambda_2)$. This is essentially two models for generating different parts of the data which are linked by the coupling term $P(h_2|h_1, \Lambda_2)$, as in figure (3). Knowledge propagation proceeds by first decoupling the models and learning the model by setting $\hat{\lambda}_1, \hat{\Lambda}_1 = \arg \max_{\lambda_1, \Lambda_1} \prod_\mu \sum_{h_1} P(d_1^\mu | h_1, \lambda_1) P(h_1 | \Lambda_1)$ from the data $\{d_1^\mu\}$ (i.e. ignoring the $\{d_2^\mu\}$). Once this model has been learnt, we can use it to make inference of the hidden state $h_1^*(d)$. This provides information which can be used to learn the second part of the model – i.e. to estimate $\lambda_2^*, \Lambda_2^* = \arg \max_{\lambda_2, \Lambda_2} \prod_\mu \sum_{h_2} P(d_2^\mu | h_2, \lambda_2) P(h_2 | h_1^*(d), \Lambda_2)$. These estimates are only approximate, since they make approximations about the coupling between the two models. But these estimates can be improved by treating them as initial conditions for alternating iterative algorithms, such as belief propagation or

Gibbs sampling, (e.g. converge to a maxima of $\prod_{\mu} P(d_1^{\mu}|h_1, \lambda_1)P(d_2^{\mu}|h_2, \lambda_2)P(h_1|\Lambda_1)P(h_2|\Lambda_2)$ by doing maximization with respect to λ_1, Λ_1 and λ_2, Λ_2 alternatively). This results in a coupled Bayes net for generating the data. Knowledge propagation is also be used in inference. We use the first model to estimate $h_1^*(d) = \arg \max_{h_1} P(d_1|h_1)P(h_1)$ and then estimate $h_2^*(d) = \arg \max_{h_2} P(d_2|h_2)P(h_2|h_1^*(d))$. Once again, we can improve these estimates by using them as initial conditions for an algorithm that converges to a maxima of $P(d_1|h_1)P(h_1)P(d_2|h_2)P(h_2)$ by doing maximization with respect to h_1 and h_2 alternatively. It is straightforward to extend knowledge propagation – both learning and inference – to other sources of data d_3, d_4, \dots and hidden states h_3, h_4, \dots .

In this paper, $d_1(\mathbf{I})$ denotes the set of interest points (IP) in the image, see figure (2). The variable $h_1 = (V, s, G)$ determines the correspondence V between observed IPs and IPs in the model, s respects the aspect of the model (a choice of mixture component), and G is the pose of the object (position, scale, and orientation). The model parameters λ_1, Λ_1 are described in section (IV). We refer to the probability distribution over this model $P(d_1(\mathbf{I})|s, V, G)P(s)P(V)P(G)$ as POM-IP. The form of this model means that we can do efficient inference and learning (including structure induction) without needing to know the pose G or the aspect s [1], [2]. See section (IV) for the full description.

$d_2(\mathbf{I})$ are feature vectors (e.g. color, or intensity, values) computed at each pixel in the image. The variables $h_2 = (L, \vec{q})$ denote the labeling L (e.g. inside or outside boundary), and the distributions $\vec{q} = (q_O, q_B)$ specify the distribution of the features inside and outside the object. The POM-mask is defined by the distributions $P(d_2(\mathbf{I})|L, \vec{q})P(L|G, s)P(\vec{q})$ and are specified by corresponding model parameters λ_2, Λ_2 , see section (V). Inference and learning are considerably harder for POM-mask if not intractable (without a POM-IP or other help). Attempts to learn image masks (e.g. [26]) assume very restricted transformation of the object between images (e.g. translation), a single aspect s , or make use of motion flow (with similar restrictions). But, as we show in this paper, POM-IP can provide the estimates of the pose G , the

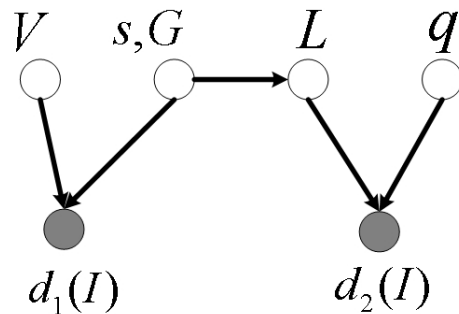


Fig. 4. The coupling between POM-IP and POM-mask is provided by the G, s variables for pose and aspect. This yields a full Bayes net contain IP-nodes and mask-nodes. Learning of the parameters of the POM-mask is facilitated by the POM-IP.

aspect s , and a very crude estimation of the object mask (given by the bounding box of the interest points) which are sufficient to teach the POM-mask and to perform inference after the POM-mask has been learnt.

The coupling between POM-IP and POM-mask is performed by the variables G, s , see figure (4) which extends figure (3).

Learning the POM-mask will enable us to train additional models that are specified within specific subregions of the object. Once POM-mask has been applied, we can estimate the image region corresponding to the object and hence identify the subregions. This provides sufficient context to enable us to learn models POM-edgelets defined on edgelets, see section (VI), which occur within specific subregions of the object. The full POM is built by combining a POM-IP with a POM-mask and POM-edgelets, see figure (4,1).

III. THE IMAGE REPRESENTATION

This section describes the different image features that we use: (i) interest points (used in POM-IP), (ii) regional features (in POM-mask), and (iii) edgelets (in POM-edgelet).

The *interest point features* $d_1(\mathbf{I})$ of an image \mathbf{I} used in POM-IP are represented by a set of attributed features $d_1(\mathbf{I}) = \{z_i\}$, where $z_i = (\vec{x}_i, \theta_i, A_i)$ with \vec{x}_i the position of the feature in the image, θ_i is the feature's orientation and A_i is an appearance vector. The procedures used to detect and represent the feature points was described in [1], [2]. Briefly, we detect interest points and determine their position \vec{x} by Kadir-Brady [27] and represent them by the SIFT descriptor [28]

using principal component analysis to obtain a 15-dimensional appearance vector A and an orientation θ .

The *regional image features* $d_2(\mathbf{I})$ used in POM-mask are computed by applying a filter $\rho(\cdot)$ to the image \mathbf{I} yielding a set of responses $d_2(\mathbf{I}) = \{\rho(\mathbf{I}(\vec{x})) : \vec{x} \in D\}$, where D is the image domain. POM-mask will split the image into the object region $\{\vec{x} \in D \text{ s.t. } L(\vec{x}) = 1\}$ and the background region $\{\vec{x} \in D \text{ s.t. } L(\vec{x}) = 0\}$. POM-mask requires us to compute the feature histograms, $f_O(\cdot, L)$ and $f_B(\cdot, L)$, of the filter $\rho(\cdot)$ in both regions:

$$f_O(\alpha, L) = \frac{1}{|D_O|} \sum_{\vec{x} \in D} \delta_{L(\vec{x}),1} \delta_{\rho(\mathbf{I}(\vec{x})),\alpha}, \quad (1)$$

$$f_B(\alpha, L) = \frac{1}{|D_B|} \sum_{\vec{x} \in D} \delta_{L(\vec{x}),0} \delta_{\rho(\mathbf{I}(\vec{x})),\alpha}, \quad (2)$$

where $|D_O| = \sum_{\vec{x} \in D} \delta_{L(\vec{x}),1}$, $|D_B| = \sum_{\vec{x} \in D} \delta_{L(\vec{x}),0}$ are the sizes of the object and background regions, δ is the Kronecker delta function, and α indicates the histogram bin. In this paper, the filter $\rho(\mathbf{I}(\vec{x}))$ is either the color or the grey-scale intensity.

The *edgelet features* $d_3(\mathbf{I})$ are also represented by attributed features $d_3(\mathbf{I}) = \{z_j^e\}$, where $z_j^e = (\vec{x}_j, \theta_j)$ with \vec{x}_j the position of the edgelet and θ_j its orientation. The edgelets are obtained by applying the Canny edge detector.

The sparse features of the models – interest points and edgelets – will be organized in terms of triplets. For each triplet we calculate an *invariant triplet vector* (ITV) which is a function $\vec{l}(\vec{x}_i, \theta_i, \vec{x}_j, \theta_j, \vec{x}_k, \theta_k)$ of the positions \vec{x}_i and orientations θ_i of the three features that form it and which is invariant to the position, scale, and orientation of the triplet – see figure (5). We note that previous authors have used triplets defined over feature points (without using orientation) to achieve similar invariance [29], [30].

IV. POM-IP

In this section we introduce the POM-IP. The terminology for the hidden states of the full POM is shown in table (I).

The POM-IP is defined on sparse interest points $d_1(\mathbf{I}) = \{z_i\}$ and is almost identical to the probabilistic grammar Markov model (PGMM) described in [1], [2], see figure (6). The only difference is that we use an explicit pose variable G which is used to relate the different POMs and provides a key

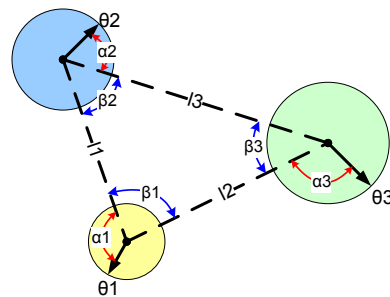


Fig. 5. The oriented triplet is specified by the internal angles β , the orientation of the vertices θ , and the relative angles α between them.

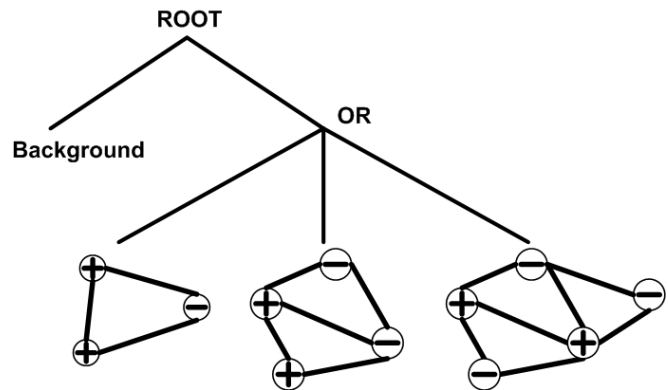


Fig. 6. Graphical Illustration of POM-IP. This POM-IP has three aspects (mixture components) which are children of the OR node. Compare the first two aspects to the models in figure (2). Each aspect model is built out of triplets, see description in section (IV). There is also a background model to account for the interest points in the image which are not due to the object.

mechanism for knowledge propagation (G appeared in [2] but was integrated out in equation (9)). But, as we will show in the experimental section, POM-IP outperforms the PGMM due to details on the re-implementation (e.g., allowing a greater number of aspects).

The POM-IP is specified as a generative model $P(\{z_i\}|s, G, V)P(G)P(s)P(V)$ for generating interest points $\{z_i\}$. It generates IP's both for the object(s) and for the background. It has hidden states s (the model aspect), G (the pose), and V (the assignment variable which relates the IP's generated by the model to the IP's detected in the image). Each *aspect* s consists of an ordered set of IP's $z_1, \dots, z_{n(s)}$ and corresponds to one configuration of the object. These IP's are organized into a set of $n(s) - 2$ cliques of triplets $(z_1, z_2, z_3), \dots, (z_{n(s)-2}, z_{n(s)-1}, z_{n(s)})$ (see figure (7)). The background IPs $z_{n(s)+1}, \dots, z_{n(s)+b}$ are generated by a background process. G is the pose of the POM-IP and can be expressed as $G =$

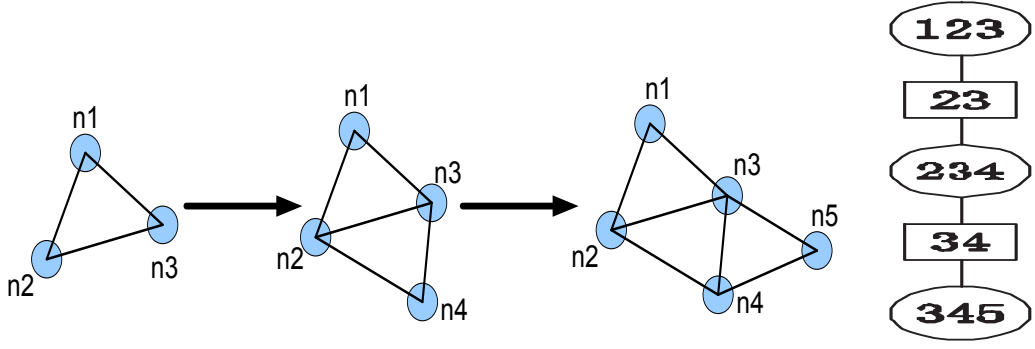


Fig. 7. The POM-IP uses triplets of nodes as building blocks. The structure is grown by adding new triangles. The POM-IP contains multiple aspects of similar form (not shown) and a default background model (not shown). Right panel shows the junction tree representation which enables dynamic programming for inference.

$(\vec{x}_c, \theta_c, S_c)$ where \vec{x}_c, θ_c, S_c are the center, rotation, and scale of the POM-IP. The assignment variable $V = \{i(a)\}$ indicates the correspondence between the index a of the IPs in the model and their labels i in the image. We impose the constraint that each IP in the model can correspond to at most one IP in the image (i.e. $\sum_i i(a) \leq 1$ for all $a \in \{1, \dots, n(s)\}$). Model IPs can be unobserved – i.e. $\sum_i i(a) = 0$ – because of occlusion or failure of the feature detector. (We require that all IPs generated by the background model are always observed).

The term $P(\{z_i\}|s, G, V)$ specifies how to generate the IP's for the object (with aspect s) and for the background. Ignoring unobserved points for the moment, we specify this distribution in exponential form as:

$$\begin{aligned} \log P(\{z_i\}|s, G, V) = & \vec{\lambda}^s \cdot \vec{\phi}(\{\vec{x}_{i(a)}, \theta_{i(a)}, G : a = 1, \dots, n(s)\}) \\ & + \vec{\lambda}^{A,s} \cdot \vec{\phi}^D(\{A_{i(a)} : a = 1, \dots, n(s)\}) \\ & + \lambda|B| + \vec{\lambda}^B \cdot \vec{\phi}^B(\{z_{i(b)} : b = n(s), \dots, n(s) + |B|\}) \\ & + \log J(\{z_i\}; \vec{l}, G) - \log Z[\lambda]. \end{aligned} \quad (3)$$

The first term on the right hand side specifies the prior on the geometry of the POM-IP which is given in terms of Gaussian distributions defined on the clique triplets. More precisely, it is expressed as $\vec{\lambda}^s \cdot \sum_{a=1}^{n(s)-2} \vec{\phi}(\vec{l}(z_a, z_{a+1}, z_{a+2}))$ where we define a Gaussian distribution over the ITV $\vec{l}(z_a, z_{a+1}, z_{a+2})$ for each clique triplet z_a, z_{a+1}, z_{a+2} and set the clique potential to be the sufficient statistics of the Gaussian (so the parameters $\vec{\lambda}^s$ specify the means and covariances of these Gaussians). The second term specifies the appearance model in

terms of independent Gaussian distributions for the appearance of each IP. It is expressed as $\vec{\lambda}^{A,s} \cdot \vec{\phi}^D(\{A_{i(a)} : a = 1, \dots, n(s)\}) = \sum_{a=1}^{n(s)} \vec{\lambda}_a^{A,s} \cdot \vec{\phi}^D(A_{i(a)})$ where the potentials $\vec{\phi}^D(A_{i(a)})$ are the sufficient statistics of the Gaussian distribution for the a^{th} IP. The third and fourth terms specify the probability distribution for the number $|B|$ and appearance/positions/orientations of the background IPs respectively. We assume that the positions and orientations of the background are uniformly distributed and that the appearances are uncorrelated so we can re-express $\vec{\lambda} \cdot \vec{\phi}^B(\cdot)$ as $\sum_{b=n(s)}^{n(s)+|B|} \vec{\lambda}^B \cdot \vec{\phi}(z_{i(b)})$. The fifth term is a Jacobian factor $J(\{z_i\}; \vec{l}, G)$ which arises from the change of coordinates between the spatial positions and orientations of the IPs $\{\vec{x}_{i(a)}, \theta_{i(a)}\}$ in image coordinates and the ITVs \vec{l} and the pose G used to specify the model. In [2] we argue that this Jacobian factor is approximately constant for the range of spatial variations of interest (alternatively, we can use the theory described in [31] to eliminate this factor by using a default model). The sixth, and final, term $Z[\lambda]$ normalizes the distribution. This term is straightforward to compute – provided we assume the Jacobian factor is constant – since the the distributions are either Gaussian (for the shape and appearance) or exponential (for the number of background IPs).

The distribution $P(s)$ is also of exponential form $P(s) = \frac{1}{Z[\lambda_s]} \exp\{\lambda_s \vec{\phi}(s)\}$. The distribution $P(G)$ is uniform. The distribution over V assumes that there is a probability ϵ that any object IP point is unobserved (i.e. $i(a) = 0$).

As described in [1], [2], there are three important computations we need do with this model: (i) *inference*, (ii) *parameter learning*, and (iii) *model*

evidence for *model/structure induction*. The form of the model makes these computations practical by exploiting the graph structure of the model.

Inference requires estimating $(V^*, s^*, G^*) = \arg \max_{(V, s, G)} P(V, s, G | d_1(\mathbf{I}))$. To do this, for each aspect s we perform dynamic programming to estimate V^* (exploiting the model structure) and G^* . Then we search over maximize over s by exhaustive search (the number of aspects varies between 5 and 20). Two approximations are made during the process [1], [2]: (I) We perform an approximation which enables us to estimate V^* by working with the ITVs \vec{l} directly, and then later estimate the G^* . (II) If an IP is undetected (i.e. $i(a) = 0$) then we replace its unobserved values $z_i(a)$ by the best prediction from the observed values in its clique (observe that this will break down if two out of three IP's in a clique are unobserved, but this has not occurred in our experiments).

Parameter Learning requires estimating the model parameters λ from a set of training data $\{d_1(\mathbf{I}_\mu)\}$ by $\lambda^* = \arg \max_\lambda P(\{d_1(\mathbf{I})\} | s, G, V, \lambda) P(s | \lambda) P(V)$. This can be performed by the Expectation Maximization (EM) algorithm in the free energy formulation [32] by introducing a probability distribution $Q(s, V)$ over the hidden states (s, V) . (Good estimates for initializing EM are provided by the *dictionary*, see two paragraphs below). The free energy is a function of $Q(., .)$ and λ and the EM algorithm performs coordinate descent with respect to these two variables. The forms of the distribution ensure that the minimization with respect to $Q(., .)$ can be performed analytically (with λ fixed) and that the minimization with respect to λ can also be performed simply using dynamic programming (the summation form) to sum over the possible states of V and exploiting the quadratic (e.g. Gaussian) forms of the potentials. We make similar approximations to those made for inference [1], [2]: (I) Work with the ITV's and eliminate G . (II) Fill in the values of unobserved IP's by prediction from their clique neighbors.

Model Evidence is calculated to help model/structure induction by providing a fitness score for each model. We formulate it as calculating $\sum_{s, V, G} P(\{d_1(\mathbf{I})\} | s, G, V) P(s) P(G) P(V)$ (i.e. we evaluate the performance of each model with fixed values of its model parameters λ). This requires the standard approximations: (I) work with the ITV's

and eliminate G . (II) Fill in unobserved IP's by the clique predictions.

Model/Structure Induction is performed by specifying a set of rules for how to construct the model out of elementary components. In PGMM [1], [2] the elementary components are triplets of IP's. To help the search over models/structures we create a dictionary of triplets by clustering. More specifically, recall that for each triplet (z_1, z_2, z_3) of IP's we can compute its spatial and appearance potentials $\phi(z_1, z_2, z_3)$ and $\phi^A(z_1, z_2, z_3)$. We scan over the images, compute these potentials for all neighboring triplets, and cluster them. For each cluster τ we determine estimates of the parameters $\{\lambda_\tau, \lambda_\tau^A\}$. This specifies a *dictionary* of probabilistic triplets $\mathcal{D} = \{\lambda_c, \lambda_c^A\}$ (since the distributions are Gaussians this will determine the mean state of the triplet and the covariances). The members of the dictionary are given a score to rank how well they explain the data. This dictionary is used in the following way. For model induction at each step we have a default model (which is initialized to be pure background). Then we propose to grow the model by selecting a triplet from the dictionary (elements with high scores are chosen first) and either adding it to an existing aspect or by starting a new aspect. In both cases we estimate the model parameters by the EM algorithm using initialization provided by the parameters of the default model and the parameters of the selected triplet. We adopt the new model if its model evidence is better than that of the default model. Then we proceed to select new triplets from the dictionary.

As shown in [2], the the structure and the parameters of the POM-IP can be learnt with minimal supervision when the number of aspects is unknown and the pose (position, scale, and orientation) varies between images. Its performance on classification was comparable to other approaches evaluated on benchmarked data. Its inference was very rapid (seconds) due to the efficiency of dynamic programming. Nevertheless, the POM-IP is limited because its reliance only on interest points means that it gives poor performance on segmentation and fails to exploit all the image cues, as our experiments show in section (VII).

V. POM-MASK

The POM-mask uses regional cues to perform segmentation/localization. It is trained using knowl-

Notation	Meaning
$\{(\vec{x}, \theta, A) : i = 1, \dots, N\}$	the interest points in the image
\vec{x}_i	the location of the feature
θ_i	the orientation of the feature
A_i	the appearance vector of the interest point feature
s	the aspect of the object
$a = 1, \dots, N_s$	the set of attributed nodes of the aspect s
$V = \{i(a)\}$	the correspondence variable between node a and the interest point i
G	the pose (position, orientation, and scale) of the object
$q = (q_O, q_B)$	the set of distribution on the image
q_O	the distribution of features inside the object
q_B	the distribution of features outside the object
\mathbf{I}	the intensity image
L	a binary label field of the object

TABLE I

THE TERMINOLOGY USED TO DESCRIBE THE HIDDEN STATES h OF THE POMs.

edge from the POM-IP giving crude estimates for the segmentation (e.g. the bounding box of the IP's). This training enables POM-mask to learn a shape prior for each aspect of the object. After training, the POM-mask and POM-IP are coupled – figures (4). During inference, the POM-IP supplies estimates of pose and aspect to help estimate the POM-mask variables.

A. Overview of the POM-mask

The probability distribution of the POM-mask is defined by:

$$P(d_2(\mathbf{I})|L, \vec{q})P(L|G, s)P(\vec{q})P(s)P(G), \quad (4)$$

where \mathbf{I} is the intensity image, $d_2(\mathbf{I})$ are the regional features – see section (III). L is a binary valued labeling field $\{L(\vec{x})\}$ indicating which pixels \vec{x} belong inside $L(\vec{x}) = 1$ and outside $L(\vec{x}) = 0$ the object, $\vec{q} = (q_O, q_B)$ are distributions on the image statistics inside and outside the object. $P(d_2(\mathbf{I})|L, \vec{q})$ is the model for generating the data when the labels L and distributions \vec{q} are known.

The distribution $P(L|G, s)$ defines a prior probability on the shape L of the object which is conditioned on the aspect s and the pose G of the object. It is specified in terms of model parameters $\lambda_2 = \{M(s)(\vec{x}), \vec{u}(s)\}$ where $M(s)(\vec{x}) \in [0, 1]$ is a *probability mask* (the probability that pixel \vec{x} is inside the object) and $\vec{u}(s)$ is the vector between the center of the mask and the center of the interest points (as specified by G). Intuitively, the probability mask is scaled, rotated, and translated by a transform $T(G, \vec{u}(s), s)$ which depends on $G, \vec{u}(s)$

and s . Estimates of G, s are provided to the POM-mask by POM-IP for both inference and learning – otherwise we would be faced with the challenge of searching over G, s in addition to L, \vec{q} and the model parameters $M(s), \vec{u}(s)$.

The prior $P(\vec{q})$ is set to be the uniform distribution (i.e. an improper prior) because our attempts to learn it showed that it was extremely variable for most objects. $P(s)$ and $P(G)$ are the same as for POM-IP.

The *inference* for the POM-mask estimates

$$\vec{q}^*, L^* = \arg \max_{\vec{q}, L} P(d_2(\mathbf{I})|L, \vec{q})P(L|G^*, s^*) \quad (5)$$

where G^* and s^* are the estimates of pose and aspect provided by POM-IP by knowledge propagation. Inference is performed by an alternative iterative algorithm similar to grab cut [20], [21], [23] described in detail in section (V-B). This algorithm requires initialization of L . Before learning has occurred, this estimate is provided by the bounding box of the interest points detected by POM-IP. After learning, the initialization of L is provided by the thresholded transformed probability mask $T(G^*, \vec{u}(s^*), s^*)M^{s^*}$.

Learning the POM-mask is also performed with knowledge propagated from the POM-IP. The main parameter to be learnt is the prior probability of the shape, which we represent by a *probability mask*. Given a set of images $\{d_2(\mathbf{I}_\mu)\}$ we seek to find the probability masks $\{M(s)\}$ and the displacements $\{\vec{u}(s)\}$. Ideally we should sum over the hidden states $\{L_\mu\}$ and $\{\vec{q}_\mu\}$, but this is impractical so we maximize over them. Hence we estimate $\{M(s)\}, \{\vec{u}(s)\}, \{L_\mu\}, \{\vec{q}_\mu\}$ by maximizing $\prod_\mu P(d_2(\mathbf{I}_\mu)|L_\mu, \vec{q}_\mu)P(L_\mu|G^*, u(s_\mu^*))$ where

$\{s_\mu^*, G_\mu^*\}$ are estimated by POM-IP for image I_μ . This is performed by maximizing with respect to $\{L_\mu\}, \{q_\mu\}$ and $\{M(s)\}, \{\vec{u}(s)\}$ alternatively, which combines grab-cut with steps to estimate $\{M_\mu(s)\}, \{\vec{u}(s)\}$, see section (V-C).

B. POM-mask model details

The distribution $P(d_2(\mathbf{I})|L, \vec{q})$ is of form:

$$\frac{1}{Z[L, \vec{q}]} \exp\left\{\sum_{\vec{x} \in D} \phi_1(\rho(\mathbf{I}(\vec{x}))|L(\vec{x}), \vec{q})\right. \\ \left. + \sum_{\vec{x}, \vec{y} \in Nbh(\vec{x})} \phi_2(\mathbf{I}(\vec{x}), \mathbf{I}(\vec{y})|L(\vec{x}), L(\vec{y}))\right\} \quad (6)$$

where \vec{x} is the index of image pixel, \vec{y} is a neighboring pixel of \vec{x} and $Z[L, q]$ is the normalizing constant. This model gives a tradeoff between local (pixel) appearance specified by the unary terms and binary terms which bias neighboring pixels to have the same labels unless they are separated by a large intensity gradient. The terms are described as follows.

The unary potential terms generate the appearance of the object as specified by the regional features, see section (III), and are given by:

$$\phi_1(\rho(\mathbf{I}(\vec{x}))|L(\vec{x}), \vec{q}) = \begin{cases} \log q_O(\rho(\mathbf{I}(\vec{x}))) & \text{if } L(\vec{x}) = 1 \\ \log q_B(\rho(\mathbf{I}(\vec{x}))) & \text{if } L(\vec{x}) = 0 \end{cases} \quad (7)$$

The binary potential $\phi_2(I(\vec{x}), I(\vec{y})|L(\vec{x}), L(\vec{y}))$ is an edge contrast term [24] and makes edges more likely at places where there is a big intensity gradient:

$$\phi_2(I(\vec{x}), I(\vec{y})|L(\vec{x}), L(\vec{y})) = \begin{cases} \gamma(\mathbf{I}(\vec{x}), \mathbf{I}(\vec{y}), \vec{x}, \vec{y}) & \text{if } L(\vec{x}) \neq L(\vec{y}), \\ 0 & \text{if } L(\vec{x}) = L(\vec{y}) \end{cases} \quad (8)$$

where $\gamma(\mathbf{I}(\vec{x}), \mathbf{I}(\vec{y}), \vec{x}, \vec{y}) = \lambda \exp\left\{-\frac{g^2(\mathbf{I}(\vec{x}), \mathbf{I}(\vec{y}))}{2\gamma^2}\right\} \frac{1}{dist(\vec{x}, \vec{y})}$, $g(\cdot, \cdot)$ is a distance measure on the intensities/colors $\mathbf{I}(\vec{x}), \mathbf{I}(\vec{y})$, γ is a constant, and $dist(\vec{x}, \vec{y})$ measures the spatial distance between \vec{x} and \vec{y} . For more details, see [20], [21].

The prior probability distribution $P(L|G, s)$ for the labels L is defined as follows:

$$P(L|G, s) = \frac{1}{Z[G, s]} \exp\left\{\sum_{\vec{x} \in D} \psi_1(L(\vec{x}); G, s)\right. \\ \left. + \sum_{\vec{x} \in D, \vec{y} \in Nbh(\vec{x})} \psi_2(L(\vec{x}), L(\vec{y})|\zeta)\right\} \quad (9)$$

The unary potentials correspond to a shape prior, or probabilistic mask, for the presence of the object while the binary term encourages neighboring pixels to have similar labels. The binary terms are particularly useful at the start of the learning process because the probability mask is very inaccurate at first. As learning proceeds, the unary term becomes more important.

The unary potential $\psi_1(L(\vec{x}); G, s)$ encodes a shape prior of form:

$$\psi_1(L(\vec{x}); G, s) = L(\vec{x}) \log(T(G, \vec{u}, s)M(\vec{x}, s)) \\ + (1 - L(\vec{x})) \log(1 - T(G, u, s)M(\vec{x}, s)), \quad (10)$$

which is a function of parameters $M(\vec{x}, s)$, $\vec{u}(s)$, $T(G, \vec{u}, s)$, which need to be learnt. Here $M(\vec{x}, s) \in [0, 1]$ is a probabilistic mask for the shape of the object for each aspect s . $T(G, \vec{u}, s)$ transforms the the probabilistic mask – translating, rotating, and scaling it – by an amount that depends on the pose G with a displacement $\vec{u}(s)$ (to adjust between the center of the mask and the center of the interest points). In summary $T(G, \vec{u}(s), s)M(\vec{u}(s), s)(\vec{x})$ is the approximate prior probability that pixel \vec{x} is inside the object (with aspect s) if the object has pose G . The approximation becomes exact if the binary potential vanishes.

The binary potential is of Ising form and encourages homogeneous regions:

$$\psi_2(L(\vec{x}), L(\vec{y})|\zeta) = \begin{cases} 0, & \text{if } L(\vec{x}) \neq L(\vec{y}) \\ \zeta, & \text{if } L(\vec{x}) = L(\vec{y}) \end{cases} \quad (11)$$

where ζ is a fixed parameter.

C. POM-mask inference and learning details:

Inference for the POM-mask requires estimating

$$\vec{q}^*, L^* = \arg \max_{\vec{q}, L} P(d_2(\mathbf{I})|L, \vec{q})P(L|G^*, s^*) \quad (12)$$

where G^* and s^* are provided by POM-IP.

Initialization of L is provided by the thresholded transformed probability mask $T(G^*, \vec{u}(s^*), s^*)M(\vec{x}, s^*)$ (after the probabilistic mask $M(\cdot, \cdot)$ has been learnt) and by the bounding box of the interest points provided by POM-IP (before the probabilistic mask has been learnt).

We perform inference by maximizing with respect to \vec{q} and L alternatively. Formally,

$$\begin{aligned} \vec{q}^{t+1} &= \arg \max_{\vec{q}} P(d_2(\mathbf{I})|L^t, \vec{q}^t) : \\ &\text{which gives } q_O^{t+1}(\alpha) = f_O(\alpha, L^t), \\ &q_B^{t+1}(\alpha) = f_B(\alpha, L^t) \\ L^{t+1} &= \arg \max_L P(d_2(\mathbf{I})|L^t, \vec{q}^t)P(L|G^*, s^*). \end{aligned} \quad (13)$$

The estimation of \vec{q}^{t+1} only requires computing the histograms of the regional features inside and outside the current estimated position of the object (specified by $L^t(\vec{x})$). The estimation of L^{t+1} is performed by max-flow [21]. This is similar to grabcut [20], [21], [23] except that: (i) our initialization is performed automatically, (ii) our probability distribution differs by containing the probability mask. In practice we only performed a single iteration of each step since more iterations failed to give significant improvements.

The learning requires estimating the probability masks $\{M(\vec{x}, s)\}$ and the displacement $\vec{u}(s)$. In principle we should integrate out the hidden variables $\{L_\mu(\vec{x})\}$, and the distributions $\{\vec{q}_\mu\}$. But this is computationally impractical so we estimate them also. This reduces to maximizing the following quantity with respect to $\{M(\vec{x}, s)\}, \vec{u}(s), \{L_\mu(\vec{x})\}, \{\vec{q}_\mu\}$:

$$\prod_{\mu} P(d_2(\mathbf{I}_\mu)|L_\mu, \vec{q}_\mu)P(L_\mu|G_\mu^*, s_\mu^*) \quad (14)$$

where $\{s_\mu^*, G_\mu^*\}$ are estimated by POM-IP.

This is performed by maximizing with respect to $\{M(\vec{x}, s)\}, \vec{u}(s), \{L_\mu(\vec{x})\}$, and $\{\vec{q}_\mu\}$ alternatively. The maximization with respect to $\{L_\mu(\vec{x})\}$ and $\{q_\mu\}$ is given in equation (13) and performed for every image $\{I_\mu\}$ in the training dataset using the current values $\{M^t(\vec{x}, s)\}, \vec{u}^t(s)$ for the probability masks and the displacement vectors.

The maximization with respect to $\{M(\vec{x}, s)\}$ corresponding to estimating:

$$\begin{aligned} \{M^t(\vec{x}, s^*)\} &= \\ \arg \max \prod_{\mu} P(d_2(\mathbf{I}_\mu)|L_\mu^t, \vec{q}_\mu^t)P(L_\mu^t|G_\mu^*, s_\mu^*), \end{aligned} \quad (15)$$

where $P(L_\mu^t|G_\mu^*, s_\mu^*)$ is computed from equation (13) using the current estimates of $\{M(\vec{x}, s^*)\}$ and $\vec{u}(s^*)$.

This can be approximated (this is exact if the binary potentials vanish) by:

$$M^t(\vec{x}, s) = \frac{\sum_{\mu} \delta_{s_\mu^*, s} T(G_\mu^*, \vec{u}(s_\mu^*), s_\mu^*)^{-1} L_\mu^t(\vec{x})}{\sum_{\mu} \delta_{s_\mu^*, s}}, \quad (16)$$

where δ is the Kronecker delta function. Hence the estimate for $M^t(\vec{x}, s)$ is simply the average of the estimated labels $L_\mu^t(\vec{x})$ for those images μ which are assigned (by POM-IP) to aspect s , where the pose of these labels has been transformed $T(G_\mu^*, \vec{u}(s_\mu^*), s_\mu^*)^{-1} L_\mu^t(\vec{x})$ by the estimated pose $L_\mu^t(\vec{x})$. Note we use $T(G, \vec{u}(s), s)$ to transform the probability mask M to the label L , so $T(G, u(s), s)^{-1}$ is used to transform L to M .

The maximization with respect to $\vec{u}(s)$ can be approximated by $\vec{u}(s)^{t+1} = \vec{k}(L^t, G^*, s^*)$ where $\vec{k}(L^t, G^*, s^*)$ is the displacement between the center of the label L^t and the pose center adjusted by the scale and orientation (all obtained from G^*) for aspect s^* .

In summary, the POM-mask gives significantly better segmentation than the POM-IP alone (see results section). In addition, it provides context for the POM-edgelets. But note that the POM-mask needs the POM-IP to initialize it and provide estimates of the aspect s and pose G .

VI. THE POM-EDGELET MODELS

The *POM-edgelet distribution* is of the same form as POM-IP but does not include attributes A (i.e. the edgelets are specified only by their position and orientation). The data $d_3(\mathbf{I})$ is the set of edges in the image. The hidden states h_3 are the correspondence V between the nodes of the models and the edgelets. The pose and aspect are determined by the pose and aspect of the POM-IP.

Once the POM-mask model has been learnt we can use it to teach POM-edgelets which are defined on sub-regions of the shape (adjusted for our estimates of pose and aspect). Formally the POM-mask provides a mask L^* which is decomposed into non-overlapping subregions (3 by 3) $L^* = \bigcup_{i=1}^9 L_i^*$ where $L_i^* \cap L_j^* = 0$ for $i \neq j$. There are 9 POM-edgelets which are constrained to lie within these different subregions during learning and inference. (Note that training a POM-edgelet model on the entire image is impractical because the numbers of edgelets in the image is orders of magnitude larger than the number of interest points, and all edgelets have similar appearances). The method to

learn the POM-edgelets is exactly the same as the one for learning the POM-IP except we do not have appearance attributes and the sub-region where the edgelets appear is fixed to a small part of the image (i.e. the estimate of the shape of the sub-region).

The *inference* for the POM-edgelets requires an estimate for the pose G and aspect s which is supplied by the POM-IP (the POM-mask is only used in the learning of the POM-edgelets).

VII. RESULTS

We now give results for a variety of different tasks and scenarios. We compare performance of the POM-IP [1] and the full POM. We collect the 26 classes from Caltech 101 [33] which have at least 80 examples (the POMs requires sufficient data to enable us to learn them). In all experiments, we learnt the full POM on a *training set* consisting of half the set of images (randomly selected) and evaluated the full POM on the remaining images, or *testing set*. Some of the images had complex and varied image backgrounds while others had comparatively simple backgrounds (we observed no changes in performance based on the complexity of the backgrounds, but this is a complex issue which deserves more investigation).

The speed for inference is less than 5 seconds on a 450×450 image. This breaks down into 1 second for interest-point detector and SIFT descriptor, 1 second for edge detection, 1 second for the graph cut algorithm, and 1 second for matching the IPs and edgelets. The training time for 250 images is approximately 4 hours.

Overall our experiments show the following three effects demonstrating the advantages of the full POM compared to POM-IP. Firstly, the performance of the full POM for classification is better than POM-IP (because of the extra information provided by the POM-edgelets). Secondly, the full POM provides significantly better segmentation than the POM-IP (due to POM-mask). Thirdly, the full POM enables denser matching between different objects of the same category (due to the edgelets in the POM-edgelets). Moreover, as for POM-IP [2], the inference and learning is invariant to scale, position, orientation, and aspect of the object. Finally, we also show that POM-IP – our re-implementation of the original PGMM [2] – performs better than PGMM due to slight changes in the re-implementation and a

different stopping criterion which enables the POM-IPs to have more aspects.

A. The Tasks

We tested on three tasks: (I) The *classification* task is to determine whether the image contains the object or is simply background. This is measured by the classification accuracy. (II) The *segmentation* task is evaluated by *precision and recall*. The precision $|R \cap GT|/|R|$ is the proportion of pixels in the estimated shape region R that are in the ground-truth shape region GT . The recall $|R \cap GT|/|GT|$ is the proportion of pixels in the ground-truth shape region that are in the estimated shape region. (III) The *recognition* task which we illustrate by showing matches.

We performed these tests for three scenarios: (I) *Single object category* when the training and testing images containing an instance of the object with unknown background. Due to the nature of the datasets we used there is little variation in orientation and scaling of the object, so the invariance of our learning and inference was not tested. (II) *Single object category with variation* where we had manipulated the training and testing data to ensure significant variations in object orientation and scale. (III) *Hybrid object category* where the training and testing images contain an instance of one of three objects (face, motorbike, or airplane).

B. Scenario 1: Classification for Single object category

In this experiment, the training and testing images come from a single object class. The experimental results, see figure (8), show improvement in *classification* when we use the full POM (compared to the POM-IP/PGMM). These improvements are due entirely to the edgelets in the full POM because the regional features from POM-mask supply no information for object classification due to the weakness of the appearance model (i.e. the q_O distribution has uniform prior). The improvements are biggest for those objects where the edgelets give more information compared to the interest points (e.g. the football, motorbike, and grand piano). We give comparisons to the results reported in [3], [14], [1] in table (II).

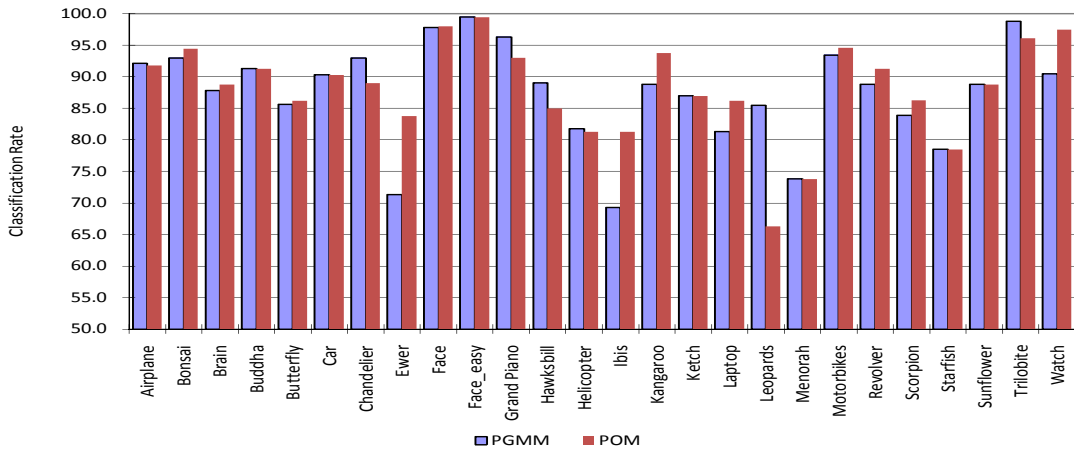


Fig. 8. We report the classification performance for the 26 object classes which have at least 80 images. The average classification rate of POM-IP (PGMM) is 86.2%. The average classification rate of POMs is 88.6%.

TABLE II

COMPARISONS OF CLASSIFICATION WITH RESULTS REPORTED IN [3], [14], [1].

Dataset	full POM	[1]	[3]	[14]
Faces	98.0	98.0	96.4	96.7
Airplane	91.8	90.9	90.2	98.4
Motorbikes	94.6	92.6	92.5	92.0

C. Scenario 2: Segmentation for Single object category

Observe that *segmentation* (see table (III)) is extremely improved by using the full POM compared to the POM-IP. To evaluate these comparisons we show improvements between using the PGMM model, the POM-IP model (with grab-cut), the POM-IP combined with the POM-mask, and the full POM. The main observation is that the bounding box round the interest-points is only partially successful. There is a bigger improvement when we use the interest-points to initialize a grab-cut algorithm. But the best performance occurs when we use the edgelets. We also compare our method with [15] for segmentation. See the comparisons in table (IV).

D. Performance for different object categories

To get better understanding of segmentation and classification results, and the relative importance of the different components of the full POM, consider figure (9) where we show examples for each object category (see figure (8) and table (III)). The first column shows the input image and the second column gives the bounding box of the interest points of POM-IP. Observe that this bounding box only

TABLE IV

SEGMENTATION COMPARISON WITH CAO AND FEIFEI [15]. THE MEASURE OF SEGMENTATION ACCURACY IN PIXELS IS USED.

	POM	Cao and Feifei[15]
Faces easy	86.0%	78.0%
Leopards	71.0%	57.0%
Motorbikes	79.0%	77.0%
Bonsai	76.3%	69.0%
Brain	82.1%	71.0%
Butterfly	85.5%	64.0%
Ewer	79.8%	68.0%
Grand Piano	84.8%	78.0%
Kangaroo	79.1%	63.0%
Laptop	71.0%	63.0%
Starfish	85.9%	69.0%
Sunflower	86.2%	86.0%
Watch	75.5%	60.0%

gives a crude segmentation and can lie entirely inside the object (e.g. face, football), or encompass the object (e.g. car, starfish), or only capture a part of the object (e.g. accordion, airplane, grand piano, windsor chair). The third column shows the results of using grab-cut initialized by the POM-IP. This gives reasonable segmentations for some objects (e.g. accordion, football) but has significant errors for others (e.g. car, face, watch, windsor chair) sometimes capturing large parts of the background while missing significant parts of the object (e.g. windsor chair). The fourth column shows that the POM-mask learns good shape priors (probability masks) for all objects despite the poorness of some of the initial segmentation results. This column also shows the positions of the edgelet features learnt by the POM-edgelets. The thresholded probability mask is shown in the fifth column and we see

TABLE III

THE SEGMENTATION PERFORMANCE PRECISION/RECALL FOR 26 OBJECTS CLASSES WHICH CONTAIN AT LEAST 80 IMAGES.

Dataset	PGMM[1]	POM-IP	POM-IP + POM-Mask	full POM
Airplane	44.0 / 62.5	61.4 / 75.9	73.9 / 75.1	75.2 / 75.4
Bonsai	71.2 / 37.5	77.5 / 54.0	78.3 / 53.6	78.6 / 53.4
Brain	84.0 / 39.1	94.1 / 60.9	97.7 / 68.9	97.7 / 69.0
Buddha	70.2 / 64.5	76.0 / 85.4	78.4 / 84.2	80.9 / 83.4
Butterfly	72.1 / 45.7	85.9 / 72.2	85.2 / 74.0	85.5 / 74.7
Car	31.1 / 89.6	28.0 / 61.6	52.0 / 50.7	50.0 / 54.3
Chandelier	73.3 / 48.5	82.4 / 54.6	83.4 / 50.8	83.4 / 50.9
Ewer	77.4 / 49.0	91.2 / 62.0	94.1 / 58.1	94.2 / 58.4
Face	86.8 / 64.4	72.6 / 87.0	72.2 / 89.3	73.5 / 89.6
Face easy	91.8 / 65.4	76.6 / 87.9	76.2 / 91.8	77.5 / 92.3
Grand Piano	73.1 / 54.5	86.2 / 61.5	88.0 / 76.8	87.8 / 81.3
Hawksbill	54.3 / 57.4	66.1 / 71.8	69.8 / 64.5	70.5 / 64.3
Helicopter	44.5 / 62.7	51.7 / 57.0	57.1 / 56.4	58.0 / 54.5
Ibis	38.8 / 63.5	60.3 / 68.7	60.9 / 66.6	61.2 / 66.7
Kangaroo	53.7 / 53.3	69.3 / 60.9	65.1 / 58.7	65.6 / 58.6
Ketch	63.0 / 63.9	67.9 / 69.7	67.1 / 72.5	69.8 / 71.0
Laptop	78.8 / 33.2	89.5 / 54.2	91.1 / 48.3	90.1 / 47.8
Leopards	37.0 / 71.7	55.9 / 56.2	55.9 / 56.2	55.9 / 56.2
Menorah	62.6 / 43.6	73.2 / 35.4	77.4 / 31.6	74.2 / 38.3
Motorbike	65.6 / 84.2	80.9 / 71.8	88.2 / 69.6	82.8 / 86.3
Revolver	49.5 / 58.1	75.3 / 72.6	82.8 / 63.9	82.7 / 62.0
Scorpion	47.7 / 48.8	71.0 / 63.8	69.1 / 54.7	68.7 / 54.3
Starfish	42.8 / 74.2	71.5 / 77.5	74.5 / 73.1	77.1 / 78.5
Sunflower	82.8 / 66.7	87.9 / 79.4	86.9 / 81.7	87.9 / 81.8
Trilobite	66.8 / 50.7	67.5 / 68.3	71.3 / 74.8	71.3 / 74.9
Watch	82.2 / 64.4	94.0 / 63.4	94.9 / 63.9	95.4 / 69.2
Average	67.9 / 58.4	73.5 / 66.5	76.6 / 65.8	76.9 / 67.4

that it takes reasonable forms even for the windsor chair. The sixth column show the results of using the full POM model to segment these objects (i.e. using the probability mask as a shape prior) and we observe that the segmentations are good and significantly better than those obtained using grabcut only. Observe that the background is almost entirely removed and we now recover the missing parts, such as the legs of the chair and the rest of the grand piano. Finally, the seventh column illustrates the locations of the feature points (interest points and edgelets) and shows that the few errors occur for the edgelets at the boundaries of the objects.

We show some failure modes in figure (10). These objects – Leopard and Chandelier – are not best suited for the approach in this paper for the following reasons: (i) rigid mask (or masks) are not the best way to model the spatial variability of deformable objects like leopards, (ii) the texture of leopards and background are often fairly similar which makes POM-mask not very effective (without using more advanced texture cues), and (iii) the shapes of Chandeliers are not well modeled by a fixed mask and it has few reliable regional cues.

E. Scenario 3: Varying the scale and orientation of the objects

The full POM is designed so that it is invariant to scale and rotation for both learning and inference. This advantage was not exploited in scenario 1, since the objects tended to have similar orientations and sizes. To emphasize and test this invariance, we learnt the full POM for a data-set of faces where we scaled, translated, and rotated the objects, see figure (11). The scaling was from 0.6 to 1.5 (i.e. by a factor of 2.5) and the rotation was uniformly sampled from 0 to 360 degrees. We considered three cases where we varied the scale only, the rotation only, and scale and rotation. The results, see table (V,VI), show only slight degradation in performance for the tasks.

F. Scenario 4: Hybrid Object Models

We now make the learning and inference tasks even harder by allowing the training images to contain several different types of objects (extending work in [1] for the PGMM). More specifically, each image will contain either a face, a motorbike, or an airplane (but we do not know which). The full



Fig. 9. The rows show the fourteen objects that we used. The seven columns are labelled left to right as follows: (1) Original Image, (2) the Bounding Box specified by POM-IP , (3) the GraphCut segmentation with the features estimating using the Bounding Box, (4) the probability object-mask with the edgelets (green means features within the object, red means on the boundary), (5) the thresholded probability mask,(6) the new segmentation using the probability object-mask (i.e. POM-IP + POM-mask), (7) the parsed result.




Fig. 10. Failure Modes. Panel 1(a): the Leopard Mask. Panels 1(b),1(d),1(f): input images of leopards. Panels 1(c),1(e),1(g): the segmentations output by POMs are of poor quality – parts of the leopard are missed in 1(c) and 1(g) and the segmentation includes a large background region in 1(d). We note that segmentation is particularly difficult for leopards because their texture is similar to the background in many images. Panel 2(a): the Chandelier Mask. Panels 2(b),2(d),2(f): example images of chandeliers. Panels 2(c),2(e),2(g): the segmentations output by POMs. Chandeliers are not well suited to our approach because they are thin and sparse so the regional cues, used in the POM-mask, are not very effective (geometric cues might be better).

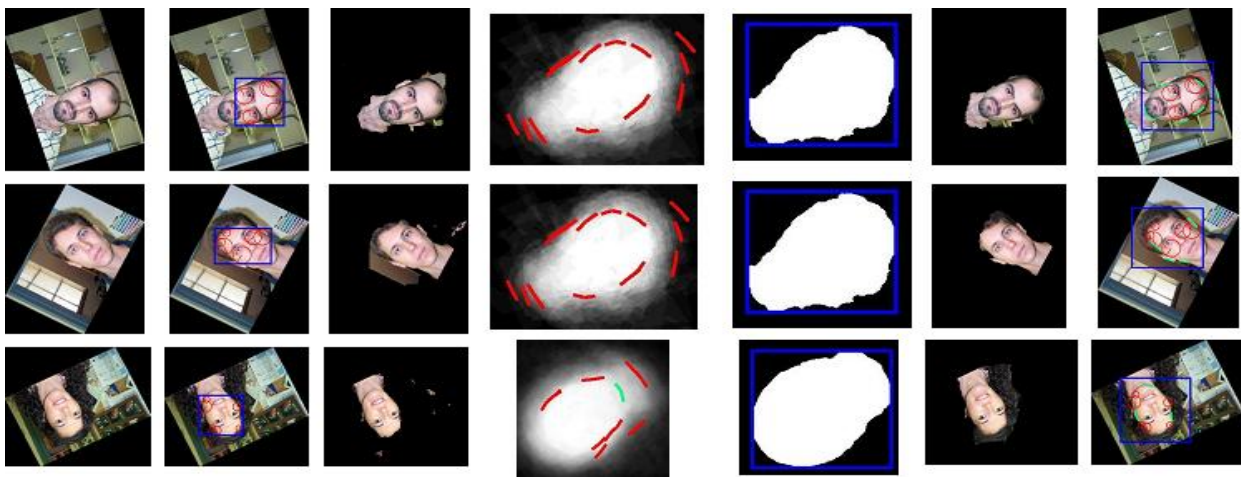


Fig. 11. The full POM can be learnt even when the training images are randomly translated, scaled and rotated.

TABLE V
CLASSIFICATION RESULTS WITH VARIABLE SCALE AND ORIENTATION.

	POM	PGMM [1]
Faces	98.0	98.0
Faces(Scaled)	96.5	-
Faces(Rotated)	96.7	94.8
Faces(Scale+Rotated)	94.6	92.3

TABLE VI
COMPARISONS OF SEGMENTATION BY DIFFERENT POMs WHEN SCALE AND ORIENTATION ARE VARIABLE. THE PRECISION AND RECALL MEASURE IS REPORTED.

Dataset	PGMM	POM-IP	POM-IP+Mask	full POM
Faces	86 / 64	72 / 87	72 / 89	73 / 89
Scaled	83 / 63	71 / 90	76 / 87	76 / 89
Rotated	80 / 61	62 / 90	70 / 88	70 / 90
Sca.+Rot.	81 / 57	63 / 84	68 / 85	68 / 87

POM will be able to successfully learn a hybrid model because the different objects will correspond to different aspects. It is important to realize that we can identify the individual objects as different aspects of the full POM, see figure (12). In other words, the POM does not only learn the hybrid class, it also learns the individual object classes in an unsupervised way.

The performance of learning this hybrid class is shown in table (VII,VIII). We see that the performance degrades very little, despite the fact that we are giving the system even less supervision. The confusion matrix between faces, motobikes and airplanes is shown in table (IX). Our result is slightly worse than [14].

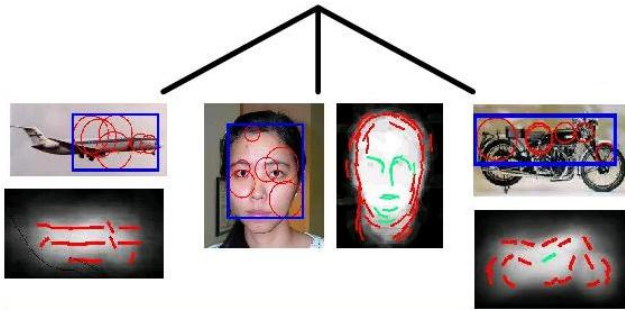


Fig. 12. Hybrid Model. The training images consist of faces, motorbikes and airplanes but we do not know which type of object is in the image.

TABLE VII
THE CLASSIFICATION RESULTS FOR HYBRID MODELS

Dataset	full POM	PGMM[1]
Hybrid	87.8	84.6

G. Scenario 5: Matching and Recognition

This experiment was designed as a preliminary experiment to test the ability of the POM-IP to perform recognition (i.e. to distinguish between different objects in the same object category). These experiments show that the POM-IP is capable of performing matching and recognition. Figure (13) shows an example of correspondence between two images. This correspondence is obtained by first performing inference to estimate the configuration of POM-IP and then to match corresponding nodes). For recognition, we use 200 images containing 23 persons. Given a query of a image containing a face, we output the top three candidates from the

TABLE VIII

THE SEGMENTATION RESULTS FOR HYBRID MODELS USING DIFFERENT POMs. THE PRECISION AND RECALL MEASURE IS REPORTED.

Dataset	PGMM[1]	POM-IP	POM-IP+Mask	full POM
Hybrid	60 / 61	69 / 72	77 / 65	73 / 73

TABLE IX

THE CONFUSION MATRIX FOR THE HYBRID MODEL. THE MEAN OF THE DIAGONAL IS 89.8% (I.E. CLASSIFICATION ACCURACY) WHICH IS COMPARABLE WITH THE 92.9% REPORTED IN [14].

	Face	Motorbikes	Airplanes
Face	96.0%	0.0%	4.0%
Motorbikes	2.2%	85.4%	10.4%
Airplanes	2.0%	10.0%	88.0%




Fig. 13. An example of correspondence obtained by POM.




Fig. 14. Recognition Examples. The first column is the prototype. The next three columns show the top three rankings. A distance to the prototype is shown under each image.

200 images. The similarity between two images is measured by the differences of intensity of the corresponding interest points. The recognition results are illustrated in figure (14).

VIII. DISCUSSION

This paper is part of a research program where the goal is to learn object models capable of performing all object-related visual tasks. In this paper we built on previous work [1], [2] which used weak supervision to learn a probabilistic grammar Markov model (PGMM) which used interest point features and performed classification. Our extension is based on combining elementary probabilistic object models (POMs) which use different visual cues and can combine to perform a variety of visual tasks. The POMs cooperate to learn and do inference by *knowledge propagation*. In this paper, the POM-IP (or PGMM) was able to train a POM-mask model so that the combination could perform localization/segmentation. In turn, the POM-mask was

able to train a set of POM-edgelets which when combined into a full POM can use edgelet features to improve the classification. We demonstrated this approach on large numbers of images of different objects. We also showed the ability of our approach to learn and perform inference when the scale and rotation of objects is unknown. We showed its ability to learn a hybrid model containing several different objects. The inference is performed in seconds, and the learning in hours.

IX. ACKNOWLEDGMENTS

Long (Leo) Zhu and Alan Yuille were supported by NSF grant 0413214, 0736015, 0613563 and the W.M. Keck Foundation in performing this research. We thank Microsoft Research Asia for providing the internship to Yuanhao Chen to perform the research, and Iasonas Kokkinos, Zhuowen Tu, and YingNian Wu for helpful feedback. Three anonymous reviewers gave detailed comments which greatly improved the clarity of the paper

REFERENCES

- [1] L. Zhu, Y. Chen, and A. L. Yuille, “Unsupervised learning of a probabilistic grammar for object detection and parsing,” in *NIPS*, 2006, pp. 1617–1624.
- [2] —, “Unsupervised learning of probabilistic grammar-markov models for object categories,” in *To appear in TPAMI*, 2009.
- [3] R. Fergus, P. Perona, and A. Zisserman, “Object class recognition by unsupervised scale-invariant learning,” in *CVPR (2)*, 2003, pp. 264–271.
- [4] B. Leibe, A. Leonardis, and B. Schiele, “Combined object categorization and segmentation with an implicit shape model,” in *ECCV’04 Workshop on Statistical Learning in Computer Vision*, Prague, Czech Republic, May 2004, pp. 17–32.
- [5] R. Fergus, P. Perona, and A. Zisserman, “A sparse object category model for efficient learning and exhaustive recognition,” in *CVPR (1)*, 2005, pp. 380–387.
- [6] D. J. Crandall, P. Felzenszwalb, and D. Huttenlocher, “Spatial priors for part-based recognition using statistical models,” 2005.
- [7] D. J. Crandall and D. P. Huttenlocher, “Weakly supervised learning of part-based spatial models for visual object recognition,” in *ECCV (1)*, 2006, pp. 16–29.
- [8] A. Kushal, C. Schmid, and J. Ponce, “Flexible object models for category-level 3d object recognition,” 2007.
- [9] G. Bouchard and B. Triggs, “Hierarchical part-based visual object categorization,” in *Proceedings of Computer Vision and Pattern Recognition*, vol. 1, 2005, pp. 710–715.
- [10] E. Borenstein and S. Ullman, “Learning to segment,” in *ECCV (3)*, 2004, pp. 315–328.
- [11] A. Levin and Y. Weiss, “Learning to combine bottom-up and top-down segmentation,” in *ECCV (4)*, 2006, pp. 581–594.
- [12] X. Ren, C. Fowlkes, and J. Malik, “Cue integration for figure/ground labeling,” in *NIPS*, 2005.
- [13] J. M. Winn and N. Jovic, “Locus: Learning object classes with unsupervised segmentation,” in *ICCV*, 2005, pp. 756–763.
- [14] J. Sivic, B. C. Russell, A. A. Efros, A. Zisserman, and W. T. Freeman, “Discovering objects and their localization in images,” in *ICCV*, 2005, pp. 370–377.
- [15] L. Cao and L. Fei-Fei, “Spatially coherent latent topic model for concurrent object segmentation and classification,” in *ICCV*, 2007.
- [16] U. Grenander, *Pattern Synthesis: Lectures in Pattern Theory 1*. New York, NY, USA: Springer, 1976.
- [17] —, *Pattern Analysis: Lectures in Pattern Theory 2*. New York, NY, USA: Springer, 1978.
- [18] Y. Chen, L. Zhu, A. L. Yuille, and H. Zhang, “Unsupervised learning of probabilistic object models (poms) for object classification, segmentation and recognition,” in *CVPR*, 2008.
- [19] N. Friedman and D. Koller, “Being bayesian about bayesian network structure: A bayesian approach to structure discovery in bayesian networks,” *Machine Learning*, vol. 50, no. 1-2, pp. 95–125, 2003.
- [20] A. Blake, C. Rother, M. Brown, P. Pérez, and P. H. S. Torr, “Interactive image segmentation using an adaptive gmmrf model,” in *ECCV (1)*, 2004, pp. 428–441.
- [21] Y. Boykov and M.-P. Jolly, “Interactive graph cuts for optimal boundary and region segmentation of objects in n-d images,” in *ICCV*, 2001, pp. 105–112.
- [22] Y. Boykov and V. Kolmogorov, “An experimental comparison of min-cut/max-flow algorithms for energy minimization in vision,” in *EMMVCVPR*, 2001, pp. 359–374.
- [23] C. Rother, V. Kolmogorov, and A. Blake, “grabcut”: interactive foreground extraction using iterated graph cuts,” *ACM Trans. Graph.*, vol. 23, no. 3, pp. 309–314, 2004.
- [24] M. P. Kumar, P. H. S. Torr, and A. Zisserman, “Obj cut,” in *CVPR (1)*, 2005, pp. 18–25.
- [25] N. Jovic, J. M. Winn, and L. Zitnick, “Escaping local minima through hierarchical model selection: Automatic object discovery, segmentation, and tracking in video,” in *Proceedings of Computer Vision and Pattern Recognition*, vol. 1, 2006, pp. 117–124.
- [26] B. Frey and N. Jovic, “Transformation-invariant clustering using the em algorithm,” *IEEE Transactions on Pattern Analysis and Machine Intelligence (PAMI)*, vol. 25, no. 1.
- [27] T. Kadir and M. Brady, “Saliency, scale and image description,” *International Journal of Computer Vision*, vol. 45, no. 2, pp. 83–105, 2001.
- [28] D. G. Lowe, “Distinctive image features from scale-invariant keypoints,” *International Journal of Computer Vision*, vol. 60, no. 2, pp. 91–110, 2004.
- [29] Y. Amit and D. Geman, “A computational model for visual selection,” *Neural Computation*, vol. 11, no. 7, pp. 1691–1715, 1999.
- [30] S. Lazebnik, C. Schmid, and J. Ponce, “A sparse texture representation using local affine regions,” *IEEE Trans. Pattern Anal. Mach. Intell.*, vol. 27, no. 8, pp. 1265–1278, 2005.
- [31] Y. Wu, Z. Si, C. Fleming, and S. Zhu, “Deformable template as active basis,” in *Proceedings of International Conference of Computer Vision*, 2007.
- [32] R. M. Neal and G. E. Hinton, “A view of the em algorithm that justifies incremental, sparse, and other variants,” pp. 355–368, 1999.
- [33] L. Fei-Fei, R. Fergus, and P. Perona, “Learning generative visual models from few training examples: An incremental bayesian approach tested on 101 object categories,” *Comput. Vis. Image Underst.*, vol. 106, no. 1, pp. 59–70, 2007.