

UC Santa Cruz

UC Santa Cruz Previously Published Works

Title

Hazma meets HERWIG4DM: precision gamma-ray, neutrino, and positron spectra for light dark matter

Permalink

<https://escholarship.org/uc/item/0kv06367>

Journal

Journal of Cosmology and Astroparticle Physics, 2022(11)

ISSN

1475-7516

Authors

Coogan, Adam
Morrison, Logan
Plehn, Tilman
[et al.](#)

Publication Date

2022-11-01

DOI

10.1088/1475-7516/2022/11/033

Peer reviewed

PAPER

Hazma meets HERWIG4DM: precision gamma-ray, neutrino, and positron spectra for light dark matter

To cite this article: Adam Coogan *et al* JCAP11(2022)033

View the [article online](#) for updates and enhancements.

You may also like

- [Hazma: a python toolkit for studying indirect detection of sub-GeV dark matter](#)
Adam Coogan, Logan Morrison and Stefano Profumo
- [Putting all the X in one basket: Updated X-ray constraints on sub-GeV Dark Matter](#)
Marco Cirelli, Nicolao Fornengo, Jordan Koechler et al.
- [Engine Emissions Analysis of Emulsified Fuel of Different Blend Ratios](#)
Hazman Abu Hassan, Ftwi Y Hagos, Asep Kadarohman et al.

Hazma meets HERWIG4DM: precision gamma-ray, neutrino, and positron spectra for light dark matter

Adam Coogan,^{a,b,c} Logan Morrison,^e Tilman Plehn,^d
Stefano Profumo^e and Peter Reimitz^f

^aCiela — Computation and Astrophysical Data Analysis Institute, Montréal, Quebec, Canada

^bDépartement de Physique, Université de Montréal,
1375 Avenue Thérèse-Lavoie-Roux, Montréal, QC H2V 0B3, Canada

^cMila — Quebec AI Institute,
6666 St-Urbain, #200, Montreal, QC, H2S 3H1

^dInstitut für Theoretische Physik, Universität Heidelberg,
Heidelberg, Germany

^eDepartment of Physics and Santa Cruz Institute for Particle Physics,
University of California, Santa Cruz,
1156 High Street, Santa Cruz, CA 95064, U.S.A.

^fInstituto de Física, Universidade de São Paulo,
05508-090 São Paulo, SP, Brazil
E-mail: adam.coogan@umontreal.ca, loanmorr@ucsc.edu, plehn@uni-heidelberg.de,
profumo@ucsc.edu, peter@if.usp.br

Received October 18, 2022

Accepted November 8, 2022

Published November 15, 2022

Abstract. We present a new open-source package, *Hazma 2*, that computes accurate spectra relevant for indirect dark matter searches for photon, neutrino, and positron production from vector-mediated dark matter annihilation and for spin-one dark matter decay. The tool bridges across the regimes of validity of two state of the art codes: *Hazma 1*, which provides an accurate description below hadronic resonances up to center-of-mass energies around 250 MeV, and *Herwig4DM*, which is based on vector meson dominance and measured form factors, and accurate well into the few GeV range. The applicability of the combined code extends to approximately 1.5 GeV, above which the number of final state hadrons off of which we individually compute the photon, neutrino, and positron yield grows exceedingly rapidly. We provide example branching ratios, particle spectra and conservative observational constraints from existing gamma-ray data for the well-motivated cases of decaying dark photon dark matter and vector-mediated fermionic dark matter annihilation. Finally, we compare our results to other existing codes at the boundaries of their respective ranges of applicability. *Hazma 2* is freely available on GitHub at <https://github.com/LoganAMorrison/Hazma>.

Keywords: dark matter theory, gamma ray theory

ArXiv ePrint: [2207.07634](https://arxiv.org/abs/2207.07634)

Contents

1	Introduction	1
2	Hazma and HERWIG4DM	2
3	Example spectra	6
3.1	Branching ratios and model dependence	6
3.2	Meson decays	8
3.3	Gamma-ray spectra	8
3.4	Positron spectra	11
3.5	Neutrino spectra	13
3.6	Comparison to other tools	15
4	Constraints on annihilation and decay rates	16
5	Discussion and conclusions	17
A	New form factor	18
B	Widths and cross sections from form factors	19

1 Introduction

The hunt for non-gravitational signals from the dark matter sector has so far yielded null results, although admittedly intriguing possible hints of a signal have emerged over the years (see e.g. ref. [1] for a review). The paradigm of weakly-interacting massive particle (WIMP) dark matter models — predicated on the notion that the dark matter participates in the Standard Model weak interactions and that the production of dark matter in the early universe is via thermal freeze-out — has motivated a strong focus on electroweak scale annihilation products. Theoretically this is largely, in turn, due to arguments based on the classic result of Lee and Weinberg [2], indicating that thermal WIMPs lighter than, roughly, a few GeV would inevitably overclose the universe in a standard cosmological scenario. Experimentally, GeV gamma-ray telescopes and cosmic-ray detectors such as the Fermi Large Area Telescope and its predecessors COMPTEL and EGRET, and PAMELA, AMS-02 and CALET have provided numerous observations used to set constraints on dark matter models with masses in the few GeV up to several-TeV range [3].

As a result of both the lack of observational facilities, and of signals from dark matter annihilation and decay in the GeV range, in recent years the MeV range has come to the forefront of both the theoretical and observational landscape of dark matter searches (e.g. [4] and references therein). This also holds for direct dark matter searches [5]. Since COMPTEL and, in part, EGRET observations, the MeV gamma-ray sky has largely remained unexplored. While a departure from the WIMP paradigm is required to postulate a dark matter mass in the MeV, and while rather strong constraints can be placed in certain cases on the annihilation rate of MeV-scale dark matter from cosmology [6], exploring the possible signals of MeV dark matter models is a very timely endeavor. First and foremost, due to the mentioned lack of observational facilities, numerous upcoming and concept telescopes are in the development

stages, or under lively discussion. These include, but are not limited to, e.g., All-Sky ASTROGAM [7, 8], GECCO [9, 10], AdEPT [11], AMEGO [12], MAST [13], COSI [14], PANGU [15] and GRAMS [16].

On the theory side, it has become apparent that the passel of available codes for the calculation of the photon and positron yield from dark matter annihilation or decay in the GeV is inapplicable below the GeV scale, where the relevant degrees of freedom are not partons but hadronic resonances. These codes include PPC4DMID [17], micrOMEGAs [18], MadDM [19], and DarkSUSY [20], which utilize a description based on hard perturbative processes followed by parton showers, fragmentation, and decay of hadronic products, and are in turn built via Monte Carlo simulation tools such as *Herwig* [21] and Pythia [22] (see [23] for a uncertainty estimate thereof). For this reason, a subset of the authors have implemented an extension to *Herwig* called *Herwig4DM*, which utilizes the vector meson dominance (VMD) framework supplemented with data from e^+e^- collisions [24, 25]. A second subset of the authors developed a distinct package, *Hazma 1* [4], that treats accurately the decay products of hadrons and, generally, the annihilation or decay of sub-GeV dark matter to hadrons in the context of chiral perturbation theory (ChPT) [26].

In this work we merge the two codes *Herwig4DM* and *Hazma 1* into an update of the latter code called *Hazma 2*, which provides a complete framework to describe dark matter annihilation via a vector mediator, or the decay of vector (spin 1) dark matter for any mass below ~ 1.5 GeV. The upper limit is constrained by the untreatable large number of hadronic final states that can be produced as a result of hadronization of quark-antiquark pairs from dark matter annihilation or decay, and whose photon and positron decay yields would need to be individually implemented in *Hazma 1*. At about 1.5 GeV the existing codes listed above provide an increasingly reliable output, and begin to match the results of *Hazma 2*, as we discuss in detail below.

The remainder of this study has the following structure: in the next section we describe the *Hazma 1* and *Herwig4DM* codes, their theoretical underpinnings, and details on the transition regime between the ranges of applicability of the two codes. The following section 3 describes the calculation of meson decays, shows outputs of the code in the form of branching ratios for a couple illustrative dark matter models, and the resulting photon and positron spectra. There we additionally derive conservative model constraints from existing gamma-ray data. Section 5 presents our discussion and conclusions, and the two appendices elaborate on issues related to form factors and decay spectra.

Our code is publicly available on GitHub at <https://github.com/LoganAMorrison/Hazma>.

2 Hazma and HERWIG4DM

When looking for dark matter below the typical WIMP scale, the most interesting mass scale affecting annihilating dark matter patterns is at or below the GeV scale. Below the confinement scale of QCD, strong interactions are described by ChPT, where pseudoscalar and vector mesons are the relevant hadronic degrees of freedom instead of partons [27–29]. The corresponding effective field theory (EFT) describes the dynamics of pseudoscalar mesons such as pions and kaons that are treated as pseudo-Goldstone bosons under the chiral symmetry group $SU(3)_L \times SU(3)_R$. This symmetry can be enhanced to a “hidden” local gauge theory with vector fields acting as gauge fields of a certain flavor, as seen in the following (see also [30–33]). Fields that do not transform under QCD, like the photon field or beyond-the-standard

model vector fields can be introduced as external fields linked to a U(1) symmetry, which can be understood as a subgroup of the local $SU(3)_L \times SU(3)_R$ symmetry. The BSM field that we will introduce in the following, and use throughout the paper and in the *Hazma 2* code up to 1.5 GeV is a vector particle with equal couplings to left- and right-handed quarks.

At slightly higher masses as the applicability of ChPT, the hadronic ρ , ω . and ϕ resonances of QCD are best described by the VMD model [34–36]. VMD parameters can be extracted from e^+e^- data through a set of hadronic currents [1, 37]. We connect these two regimes using the results of refs. [4, 26] for the ChPT and refs. [24, 38] for VMD, and focus on a smooth and consistent transition between the two regimes.

ChPT. Using the notation of ref. [26], the pseudoscalar states can be represented as the matrix,

$$\Phi(x) = \sum_{a=1}^8 \lambda^a \phi^a = \begin{pmatrix} \pi^0 + \frac{1}{\sqrt{3}}\eta & \sqrt{2}\pi^+ & \sqrt{2}K^+ \\ \sqrt{2}\pi^- & -\pi^0 + \frac{1}{\sqrt{3}}\eta & \sqrt{2}K^0 \\ \sqrt{2}K^- & \sqrt{2}\bar{K}^0 & -\frac{2}{\sqrt{3}}\eta \end{pmatrix}, \quad (2.1)$$

with pions π^0, π^\pm , kaons K^0, K^\pm and the eta meson η , and where λ_a are the Gell-Mann matrices with the normalization $\text{Tr}(\lambda^a \lambda^b) = 2\delta^{ab}$. In terms of the Goldstone matrix

$$\Sigma = \exp \frac{i\Phi}{f_\pi} \quad (2.2)$$

and the pion decay constant f_π the leading-order ChPT Lagrangian with chiral symmetry is

$$\mathcal{L}_{\text{ChPT}} = \frac{f_\pi^2}{4} \text{Tr} \left[(D_\mu \Sigma)(D^\mu \Sigma)^\dagger \right] + \frac{f_\pi^2}{4} \text{Tr} \left[\chi^\dagger \Sigma + \Sigma^\dagger \chi \right]. \quad (2.3)$$

The covariant derivative D_μ acting on the Goldstone matrix is $D_\mu \Sigma = \partial_\mu \Sigma - ir_\mu \Sigma + i\Sigma l_\mu$, where r_μ and l_μ are right-handed and left-handed chiral currents, respectively.

In addition to the photon field A_μ , we can incorporate a new massive vector boson V_μ into the chiral Lagrangian. The vector's interactions with the fermionic DM field χ , the quarks and the photon are given by

$$\mathcal{L}_{\text{Int}(V)} = V_\mu (g_{V\chi} \bar{\chi} \gamma^\mu \chi + \bar{q} G_{Vq} \gamma^\mu q) - \frac{\epsilon}{2} V^{\mu\nu} F_{\mu\nu}. \quad (2.4)$$

The quark-mediator coupling matrix is given by $G_{Vq} = \text{diag}(g_{Vu}, g_{Vd}, g_{Vs})$.

In the following and regarding the applicability of the *Hazma 2* extension towards 1.5 GeV, we describe the case of a vector particle coupling equally to left-handed and right-handed quarks. In terms of ChPT, this means that we add a new vector field V_μ to the chiral Lagrangian with $r_\mu = l_\mu = G_{Vq} V_\mu - eQ^{\text{em}} A_\mu$ and $Q^{\text{em}} = \text{diag}(q_u, q_d, q_s) = \text{diag}(2/3, -1/3, -1/3)$. In general, other coupling structures could be considered as for example unequal couplings to left- and right-handed fields as for the charged W-boson in the SM with $r_\mu = 0$, and $l_\mu = -\frac{g}{\sqrt{2}}(W_\mu^+ T_+ + \text{h.c.})$ as well as other boson types like axial-vectors, pseudoscalars or scalars. While we keep the *Hazma 1* description for both spin-0 and spin-1 for energies in the range of ChPT ($\sqrt{s} \lesssim 500$ MeV), we focus on spin-1 particles with equal couplings to left- and right-handed quarks in the extension to *Hazma 2* for energies up to 1.5 GeV and leave the description of other couplings and spin configurations in the extended energy range for future work.

VMD model. QCD vector mesons such as the ρ , ω , and ϕ are considered composite fields identified with dynamical gauge bosons of a hidden local symmetry in the chiral Lagrangian. We introduce the non-Abelian vector gauge fields $X_\mu \equiv X_\mu^a \lambda^a / 2 = X_\mu^a T^a$ with group generators T^a and include the vector mesons in the covariant derivative. Linear combinations of those gauge fields and group generators will then describe the physical vector mesons as seen below in eq. (2.10). Expanding out the covariant derivative gives interactions of the form

$$\mathcal{L}_{\text{Int}(X)} = -\frac{1}{2} g_{XPP} \text{Tr} [X_\mu, [\Phi, \partial^\mu \Phi]] + 2g_{X\gamma} A_\mu \text{Tr} [X^\mu Q^{\text{em}}] + \dots \quad (2.5)$$

The Lagrangian above includes the vector-pseudoscalar coupling g_{XPP} and a photon-vector mixing.

Following the standard procedure of ChPT, we have to add Wess-Zumino-Witten (WZW) terms [39, 40] to consistently describe the theory of mesons [31, 32, 41]. In principle, there are several non-vanishing WZW terms that could describe the dynamics of vector and pseudoscalar mesons, and only experimental measurements tell us which linear combination of WZW terms survive and describe the theory accurately. The interaction term for vector mesons is given by

$$\mathcal{L}_{XX\Phi} = g_{XXP} \epsilon^{\mu\nu\rho\sigma} \partial_\mu X_\nu^a \partial_\rho X_\sigma^b \phi^c \text{Tr} [T^a T^b T^c]. \quad (2.6)$$

If we now introduce the vector mediator V_μ for the given DM model, we find a mediator-meson mixing term of the form

$$\mathcal{L}_{\text{Int}(XV)} = 2g_{XV} V_\mu \text{Tr} [X^\mu G_{Vq}]. \quad (2.7)$$

A typical process in the VM-dominated regime could then look like

$$V \rightarrow X \rightarrow X' \pi \rightarrow 3\pi, \quad (2.8)$$

where the mediator is mixing with a vector meson X , which decays to another vector meson and a pion, followed by the decay $X' \rightarrow 2\pi$. In this example, the decay $X \rightarrow 3\pi$ is fully described within the Standard Model (SM). In general, once the vector mediator is converted into a vector meson, the hadronic meson decays determine the rest of the decay chain. This is why we can use e^+e^- annihilation data to fit the hadronic currents $J_{\mathcal{H}}^\mu$ precisely. All we need to do is change the matrix element of the process by replacing the leptonic current L_μ with the polarization vector of the mediator $\varepsilon^*(V)$ [38]

$$\mathcal{M}_{e^+e^- \rightarrow \mathcal{H}} = L_\mu J_{\mathcal{H}}^\mu \quad \Rightarrow \quad \mathcal{M}_{V \rightarrow \mathcal{H}} = \varepsilon_\mu(V) \sum_X \frac{\text{Tr} [T_X G_{Vq}]}{\text{Tr} [T_X Q^{\text{em}}]} J_{\mathcal{H}}^\mu(X), \quad (2.9)$$

with the appropriate rescaling of the photon-meson coupling to the mediator-meson coupling for a vector meson resonance $X = \rho, \omega, \phi$. The generators T_X are given by

$$T_\rho = \frac{1}{2} \text{diag}(1, -1, 0) \quad T_\omega = \frac{1}{2} \text{diag}(1, 1, 0) \quad T_\phi = \frac{1}{2} \text{diag}(0, 0, 1). \quad (2.10)$$

For a detailed description of all possible hadronic currents including their form factors we refer to ref. [38]. In the mediator mass range up to 1.5 GeV,¹ the dominant hadronic channels are $\pi\gamma, 2\pi, 3\pi, 4\pi, KK, KK\pi, \eta\gamma, \eta\pi\pi, \omega\pi, \omega\pi\pi, \phi\pi, \eta\omega$, and $\eta\phi$. Using its similarity to the $\eta\pi\pi$ channel, we also include the $\eta'\pi\pi$ channel.

¹For more details see figure 1 and 2 in ref. [38].

Transition regime. Linking the ChPT and VMD descriptions we have to ensure that the effects of resonant vector mesons vanish in the low-energy limit $\hat{s} \ll m_{\omega,\rho}$. We require specifically $F(0) \rightarrow 1$ for $\hat{s} \rightarrow 0$ for the VMD form factors $F(\hat{s})$ in the hadronic current, for all leading-order ChPT contributions. This guarantees that the vector mediator directly couples to the final states in the low energy limit, whereas in the hadronic resonance region it first mixes and then decays as in eq. (2.8). The hadronic channels considered in the *Hazma 1* code [4] and well described by ChPT are $V \rightarrow \pi^+\pi^-$ and $V \rightarrow \pi^0\gamma$. The $\pi^+\pi^-$ channel is fixed by gauge invariance, and the transition is given by

$$J_{\pi\pi}^\mu \Big|_{\text{VMD}} = -(p_1 - p_2)^\mu F_{\pi\pi}(\hat{s}) \quad \rightarrow \quad J_{\pi\pi}^\mu \Big|_{\text{ChPT}} = -(p_1 - p_2)^\mu, \quad (2.11)$$

with the pion form-factor $F_{\pi\pi}(\hat{s})$ from ref. [42].

The $\pi^0\gamma$ channel is described by an anomalous WZW term. We parametrize the hadronic current based on ref. [43], but in a simplified form as

$$J_{\pi\gamma}^\mu \Big|_{\text{VMD}} = \varepsilon^{\mu\nu\rho\sigma} q_\nu \varepsilon_{\rho,\gamma} p_{\sigma,\gamma} F_{\pi\gamma}(q^2),$$

with $F_{\pi\gamma}(q^2) = -\frac{e}{4\pi^2 f_\pi} + a\hat{s} \frac{4\sqrt{2}e}{3f_\pi} \sum_{X=\rho,\omega,\phi} \frac{a_X}{q^2 - m_X^2 + im_X\Gamma_X},$ (2.12)

where $q^\mu = p_\pi^\mu + p_\gamma^\mu$ is the total momentum for the final states. The form factor contains a direct anomalous coupling of the vector boson to $\pi\gamma$, in addition to one including vector mesons as resonant states and which vanishes as $\hat{s} \rightarrow 0$. This perfectly matches the ChPT form

$$J_{\pi\gamma}^\mu \Big|_{\text{ChPT}} = -\frac{e}{4\pi^2 f_\pi} \varepsilon^{\mu\nu\rho\sigma} q_\nu \varepsilon_{\rho,\gamma} p_{\sigma,\gamma}, \quad (2.13)$$

that can be obtained from the Lagrangian as described in ref. [4]. While the vector meson dominated part can be rescaled through coupling ratios like the one given in eq. (2.9), to account for arbitrary gauge boson couplings, the direct vector boson coupling to $\pi\gamma$ is rescaled by $(2g_{V_u} + g_{V_d})/(2q_u + q_d) = 2g_{V_u} + g_{V_d}$. Details of the fit are presented in appendix A.

Form factors. For illustration purposes, we sketch the general approach to describe form factors in the VMD model. The vector meson resonances ρ, ω , and ϕ are the most essential contributors to the form factor. Which of those resonances is dominant for a given channel can be derived from the interaction Lagrangians in eq. (2.5) and eq. (2.6) with the $\rho\omega\pi$ and $\rho\phi\pi$ vertices being the most important one to calculate subsequent processes for mesons. Alternatively, we can make use of G -parity conservation for so-called light unflavoured mesons ($S = C = B = 0$) [1], which we can apply for pseudoscalar pions ($G = -1$), etas ($G = +1$), and the vector mesons ρ ($G = +1$), ω ($G = -1$), and ϕ ($G = -1$). Since G -parity is an approximate multiplicative quantum number, an even number of pions in the final states can be traced back to a ρ , whereas an odd number of pions hint towards ω and ϕ , for example.

If the final states include a photon, the question of the dominating vector boson is not defined, so it should be assumed that all mesons contribute. Nevertheless, experimental data show, for example, that only the ω and ϕ mesons decay to $\pi\gamma$ at a sizable rate. In the case of kaons in the final states, we can rely on isospin symmetry and treat all mesons as SU(2) isospin states to calculate the relative contribution of the ρ, ω and ϕ isospin resonances [44]. Processes with more than two final states are often best described by a chain of subsequent two-body

decays, as described in eq. (2.8), including $\rho\omega\pi$ and $\rho\phi\pi$ vertices as given in eq. (2.6). The 3π channel can be resolved into the processes $\omega, \phi \rightarrow \rho^\pm \pi^\mp \rightarrow \pi^\pm \pi^0 \pi^\mp$ and a small isospin-breaking contribution $\rho^0 \rightarrow \omega\pi^0 \rightarrow \pi^+ \pi^- \pi^0$ [45]. Other examples for consecutive decays of mesons are 4π final states with many possible substructures [46], such as $\rho \rightarrow \omega\pi \rightarrow 4\pi$, or $\rho \rightarrow \rho f_0 \rightarrow 4\pi$ or $KK\pi$ with $\rho, \phi \rightarrow KK^* \rightarrow KK\pi$ [38]. For some final states, like $\omega\pi\pi$, data indicates but does not clearly show which intermediate resonances should be accounted for [47, 48]. In these cases, it is sufficient to assume a point-like interaction, i.e. a $\omega'\omega\pi\pi$ vertex to describe the decay $\omega' \rightarrow \omega\pi\pi$ [38]. Ultimately, fits to data determine the strength of each resonance, and subsequent contributions to each channel.

By carefully treating the $\pi\gamma$ and $\pi\pi$ channels both in the ChPT and the VMD ranges by using the same parameterization, we guarantee a smooth transition between both regimes. For all other channels listed above it is sufficient, if not even required, to rely on the VMD results only.

3 Example spectra

Here we describe the energy spectra of neutrinos, positrons and gamma rays produced in DM annihilations via light vector mediators in the sub-GeV to GeV mass range. In the case of gamma rays, final state radiation from charged particles dominates for low-energy photons in the spectrum. At higher energies, the shape of the spectrum is determined by meson decays and by monochromatic photons directly produced in the decay of the vector particle. The positron spectrum consists of line-like sub-spectra from decays $V \rightarrow e^+e^-$, as well as a continuum piece coming from the decay of unstable leptons and mesons. Neutrinos are mostly produced in charged pion decays and hence, the continuum part of the spectrum is build up by the same processes as in the case of the positron. In addition, we might have a spectral line coming from $V \rightarrow \nu\bar{\nu}$ depending on the chosen vector model.

In the following, we consider a kinetic mixing model and a $B-L$ model. For both cases, we present the branching ratios into various hadronic final state configurations in order to tell which processes are dominating at a certain center-of-mass energy. In general, a greater number of different production modes for neutrinos, positrons and photons yields a broader spectrum. All results presented here are implemented in *Hazma 2*.

3.1 Branching ratios and model dependence

The vector mediator decay structure depends on how the couplings to SM fermions are chosen in eq. (2.4). This determines if, and in which way, the vector mediator is coupling to the vector mesons as seen from eq. (2.9) and eq. (2.10). In figure 1 and figure 2, we show two example models for light vector mediators. For one, we choose the dark photon where only the kinetic mixing with the SM photon in eq. (2.4) fixes the coupling of the mediator to SM fermions. In this case, the quark couplings are equal to the SM photon case and the hadronic currents is entirely inherited from the SM photon case. As a consequence, the branching fractions into two-, three- and four-body final states of the vector particle should reflect the strength in which $e^+e^- \rightarrow$ hadrons are present in the SM. From figure 1, we can clearly see that multi-pion final states dominate the hadronic decay channels. The only exception is the region around the ϕ resonance where two kaons in the final state contribute as well. This implies that hadronic decays with predominantly charged pions provide a positron source in the entire mass range considered whereas we expect that the number of photons produced

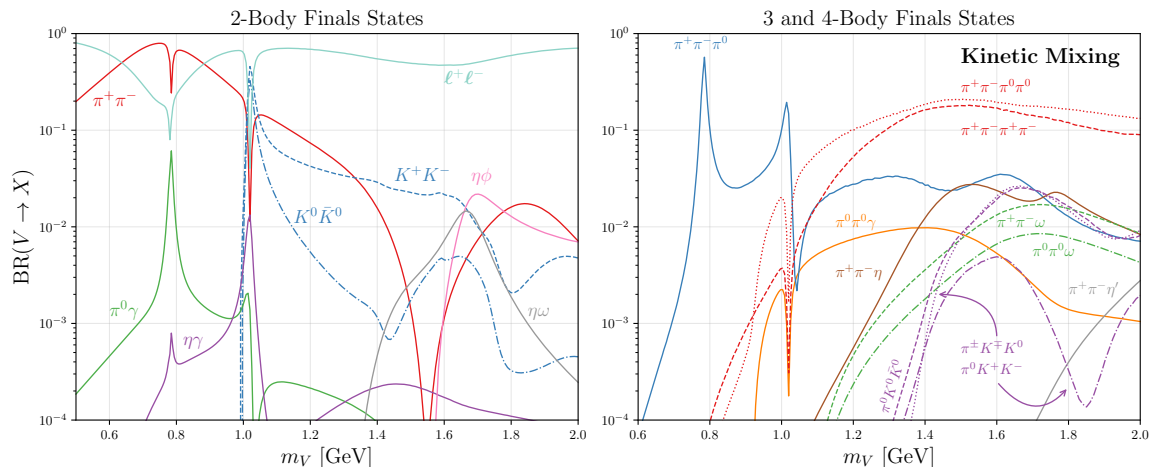


Figure 1. Branching ratios for a vector with kinetic-mixing couplings to the SM. For clarity, the panels highlight final states containing two (*left*) and three or four (*right*) particles.

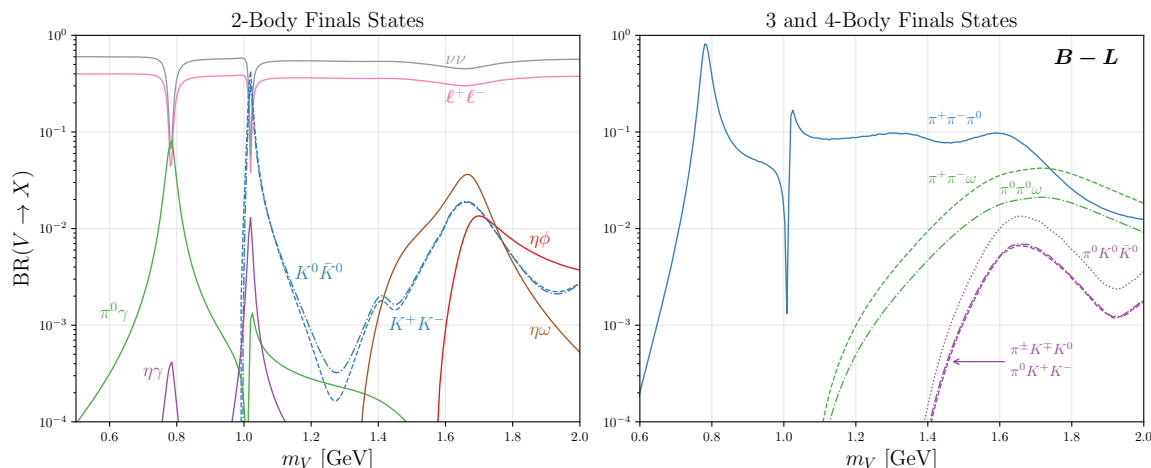


Figure 2. Branching ratios for a vector with $B - L$ couplings to the SM.

increases with mass/energy when the kaon channels, as well as the $\pi^+\pi^-\pi^0\pi^0$ channel and subdominant channels start playing a role.

The situation changes drastically in the case of the second model that we consider throughout the paper, the anomaly-free $B - L$ model with gauge couplings to quarks and leptons. From the structure of the quark-mediator coupling matrix $G_{Vq} = \text{diag}(1/3, 1/3, 1/3)$, we can immediately see through eq. (2.9) and eq. (2.10) that the $B - L$ gauge boson does not couple to the ρ meson. Hence, all decay modes that channel through the ρ meson drop out as seen in figure 2. Those are in particular, the 2π and 4π final states, as well as $\pi^0\pi^0\gamma$, $\pi^+\pi^-\eta$ and $\pi^+\pi^-\eta'$. As a consequence, we expect that for energy scales below $m_\phi \sim 1$ GeV positrons are only produced in direct production via direct e^+e^- production or in decays of muons and pions in $\mu^+\mu^-$ and $\pi^+\pi^-\pi^0$, respectively. Photons can be produced via $\pi^0\gamma$, $\eta\gamma$, and $\pi^+\pi^-\pi^0$ and can be radiated of charged leptons below 1 GeV.

	Meson	Intermediate decay products	Final stable particles
Pseudoscalars	π^\pm	$\mu^\pm\nu_\mu$	$e^\pm 3\nu$
	π^0	—	2γ
	η	2γ (39%) / $3\pi^0$ (32%) / $\pi^+\pi^-\pi^0$ (23%)	2γ / 6γ / $2e^\pm 2\gamma 6\nu$
	K_S^0	$\pi^+\pi^-$ (69%) / $2\pi^0$ (31%)	$2e^\pm 6\nu$ / 4γ
	K_L^0	$\pi^\pm e^\mp \nu_e$ (41%) / $\pi^\pm \mu^\mp \nu_\mu$ (27%) / $3\pi^0$ (20%)	$2e^\pm 4\nu$ / $2e^\pm 6\nu$ / 6γ
	K^\pm	$\mu^\pm \nu_\mu$ (64%) / $\pi^\pm \pi^0$ (21%) / $\pi^\pm \pi^\pm \pi^\mp$ (6%)	$e^\pm 3\nu$ / $e^\pm 2\gamma 3\nu$ / $3e^\pm 9\nu$
Vectors	ρ	$\pi^+\pi^-$	See decays of
	ω	$\pi^+\pi^-\pi^0$ (89%) / $\pi^0\gamma$ (8%)	pseudoscalar mesons
	ϕ	K^+K^- (49%) / $K_L^0K_S^0$ (34%)	above

Table 1. A list of the dominant decay modes for pseudoscalar and vector mesons and the produced stable particle that leave imprints on indirect detection measurements. If no branching ratio percentage is given, the decay into those states is almost 100%.

3.2 Meson decays

Before we delve into the details of the spectrum calculations, we review the salient features of the main decay channels of light mesons (see also ref. [49] for a recent discussion). The production of γ and e^\pm originates from many different meson decays, which we list in table 1. The situation is relatively simple for pions, since virtually all charged pions decay via $\pi^\pm \rightarrow \mu^\pm \nu_\mu \rightarrow e^\pm \nu_e \bar{\nu}_\mu \nu_\mu$ whereas neutral pions almost entirely decay into photons $\pi^0 \rightarrow \gamma\gamma$. For the other pseudoscalar mesons, namely etas and kaons, several decay modes open up. All of them include pions with the exceptions of the purely leptonic $K^\pm \rightarrow \mu^\pm \nu_\mu$ decay. While the η meson mostly decays to photons, either directly $\eta \rightarrow 2\gamma$ or through $3\pi^0 \rightarrow 6\gamma$, kaons dominantly decay to charged pions and leptons, meaning that kaons are a major source of positrons.

To describe vector meson decays to stable particles, we have to read table 1 from the bottom up and go through all possibilities of produced pseudoscalar mesons and their consecutive decays. The simplest case is the ρ meson where the decay chain is given by $\rho \rightarrow \pi^+\pi^- \rightarrow 2\mu 2\nu_\mu \rightarrow 2e 6\nu$. In contrast to that, the ω and ϕ mesons decay to pions and kaons respectively, which subsequently decay.

Neutrinos can be found in all processes that produce positrons. For charged pion decays, lepton flavor conservations requires that three neutrinos are produced at the end of the decay chain. Hence, we can say that almost every positron produced in hadronic processes comes with three neutrinos. The only exception is the $K_L^0 \rightarrow \pi^\pm e^\mp \nu_e$ decay which directly gives a positron-neutrino pair.

3.3 Gamma-ray spectra

As already outlined in ref. [4], there are three photon sources for gamma-ray spectra:

1. *Final State Radiation (FSR)*. The spectral shape for photons coming from FSR goes like $dN/dE_\gamma \propto E_\gamma^{-1}$ at low-energies, in accordance with Low's theorem [50, 51]. As a consequence, radiation turns out to be the major photon source in the low-energy part of the spectrum. There are two ways of calculating the spectra from FSR for hadronic states. We can use the ChPT Lagrangian including an internal bremsstrahlung diagram

with a 4-point vertex term $V\pi^+\pi^-\gamma$ as used in ref. [4]. In this work, we mainly focus on energy scales above the validity of ChPT where we pass over to a regime where the Altarelli-Parisi spectrum gives a decent approximation, as seen in figure 6 of ref. [4]. For leptonic final states, we rely on the exact results of ref. [4].

2. *Decays of unstable particles.* Photons can also be produced in pseudoscalar meson decays $\pi^0, \eta \rightarrow \gamma\gamma$. Those π^0 s and η s can either be the final state of a certain channel, more precisely the π^0 channels $\pi^0\gamma, \pi^+\pi^-\pi^0, \pi^+\pi^-2\pi^0, K^0K^0\pi^0, K^+K^-\pi^0, \pi^0\pi^0\gamma, \omega 2\pi^0$ and $\phi\pi^0$ as well as the η channels $\eta\gamma, \eta\pi^+\pi^-, \eta\omega, \eta\phi$, or a decay product of final states like in the consecutive decay of the K-short $K_S^0 \rightarrow 2\pi^0 \rightarrow 4\gamma$. In the rest frame of the decaying pseudoscalar meson $P = \pi^0, \eta$, the gamma-ray spectrum should give two lines exactly at $E_\gamma = m_P/2$. In the lab frame this turns into a characteristic box spectrum around half the pseudoscalar meson energy $E_\gamma = m_P\gamma/2 = E_P/2$ where $\gamma = E_P/m_P$ is the Lorentz boost factor. For the case of π^0 s and η s being part of two-body final states, in particular $\pi^0\gamma$ and $\eta\gamma$, the central energy of the box can be calculated easily. For pions and etas in higher multiplicity final state configurations, or at the end of a decay chain, the kinematics are more complicated and the spectra be computed numerically.
3. *Monochromatic Gamma Rays.* Spectral lines can only come from $\pi^0\gamma$ and $\eta\gamma$ for vector mediator models. Those monochromatic gamma-ray lines are exactly at $E_\gamma = (E_{\text{CM}}^2 - m_P^2)/2E_{\text{CM}}$ where E_{CM} is the center of mass energy of the process and $P = \pi^0, \eta$ is the pseudoscalar meson. Hence, we expect the spectral line in the $\eta\gamma$ process to be slightly shifted towards lower energies compared to the $\pi^0\gamma$ channel due to the mass difference of both pseudoscalar mesons involved.

To start off the discussion of all contributions from sub-channels to the total spectrum, let us first consider the kinetic mixing model (upper sequence of plots in figure 3); in the figure we show the gamma-ray spectra for center-of-mass energies of $\sqrt{s} = 0.8, 1.0, 1.2$ GeV. The differences for the case of the $B-L$ model (lower sequence of panels of figure 3) will be detailed upon afterwards. An example for a gamma-ray spectrum purely coming from FSR is the l^+l^- spectrum where we combined both the e^+e^- and $\mu^+\mu^-$ spectra in all panels in figure 3. The leptonic decay channels are dominating through the whole mediator mass range as seen in figure 1 and hence, they contribute considerably to the total gamma-ray spectrum (black line) even though its not producing photons directly or in meson decays. Other examples are the purely FSR spectra for $\pi^+\pi^-$ and $2(\pi^+\pi^-)$. Whereas the $2(\pi^+\pi^-)$ mode is not a major source of photons, the $\pi^+\pi^-$ channel is the dominant FSR channel for energies around the ρ mass ~ 0.8 GeV. For higher energies, the multi-charged-meson channels contribute less to the gamma spectrum due to smaller branching fractions and also drop down earlier the more heavy particles are involved in the process. For channels like $\pi^+\pi^-\pi^0$ and K^+K^- , the low-energy tail is coming from FSR as well, even though it is not visible in the given plot range of figure 3.

Overall, the total gamma-ray spectrum is a sum of FSR contributions in the low-energy part of the spectrum. The KK channel has a large BR around the ϕ mass $m_\phi \sim 1$ GeV and can, but not necessarily, contribute to the gamma-ray spectrum with photons through neutral pion decays in several different decay modes $K_S^0 \rightarrow 2\pi^0, K_L^0 \rightarrow 3\pi^0, K^\pm \rightarrow \pi^\pm\pi^0$ leading to a wavy accumulation of photons on top of the FSR spectrum. For the three-pion and four-pion final state the case is much clearer since $\pi^+\pi^-\pi^0$, and $\pi^+\pi^-\pi^0\pi^0$ guarantees two and four photons, respectively, coming from neutral pions. As a consequence, the $\pi^+\pi^-\pi^0$ channels is the leading contribution for the bulk part of the photon spectra up to 1 GeV, whereas $\pi^+\pi^-\pi^0\pi^0$ dominates above 1 GeV. The box spectrum from neutral pions in dN/dE_γ translates to a

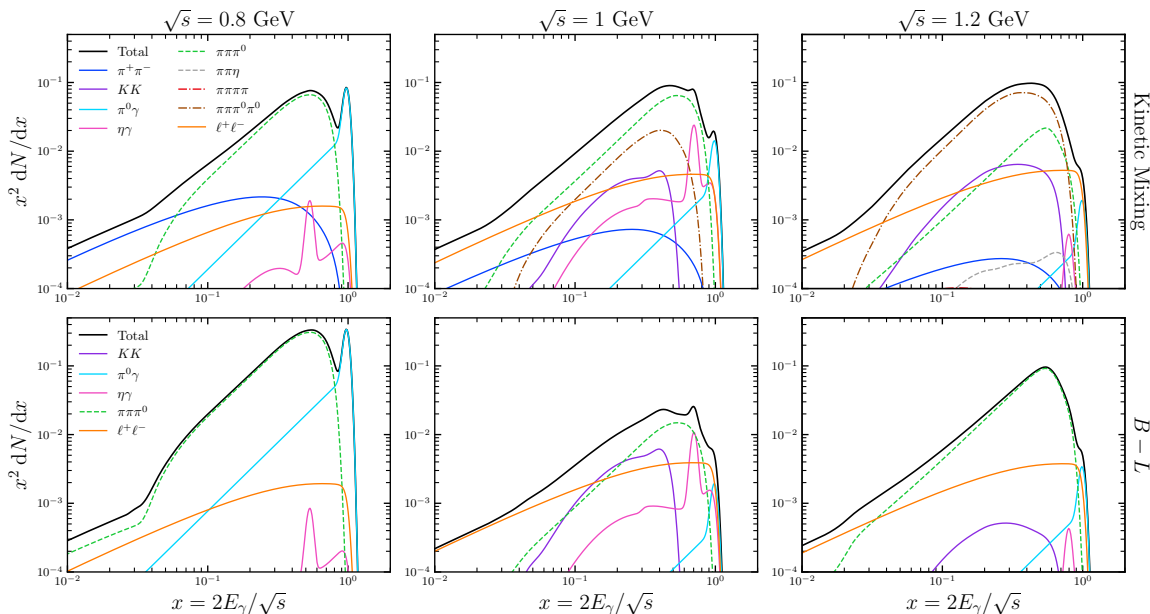


Figure 3. Photon spectrum for DM annihilations/vector decays with center-of-mass energies (*left*) 0.8 GeV, (*center*) 1 GeV and (*right*) 1.2 GeV. The rows show the spectra assuming (*top*) kinetic-mixing couplings and (*bottom*) $B - L$ couplings. In order to resolve γ -ray lines from $\pi^0\gamma$ and $\eta\gamma$, we have convolved the spectrum with a spectral energy distribution with an energy resolution of 5%.

linear shape in the given figure 3. This can clearly be seen in the $\pi^0\gamma$ channel which consists of a linear shape from $\pi^0 \rightarrow \gamma\gamma$ decays and a spectral line at around $x = 2E_\gamma/\sqrt{s} \approx 1$ GeV for all considered center-of-mass energies considered in figure 3.

Whereas $\pi^0\gamma$ contributes to all considered spectra, it is more prominent for lower center-of-mass-energies. For the $\eta\gamma$ channel there is also a linear contribution to the spectrum from $\eta \rightarrow \gamma\gamma$. Nevertheless, it is accompanied by contributions from $\eta \rightarrow 3\pi^0 \rightarrow 6\gamma$ and $\eta \rightarrow \pi^+\pi^-\pi^0$ and hence, the shape becomes round below the spectral line at $x = 1 - m_\eta^2/s \approx 0.7$ for $\sqrt{s} = 1.0$ GeV. The imprint of the spectral lines on the final total energy spectrum for photons strongly depends on the energy resolution of the experiment. Notice that better instrumental energy resolution would produce a larger and more delta-like shaped peak for the spectral lines (in the figures we assumed an energy resolution $\Delta E/E = 5\%$).

In figure 6, we illustrate the dependence of the spectral shape with respect to the center-of-mass energy, studying values between 200 MeV and 1.6 GeV in increments of 200 MeV with a slight change in color and alternating line style. At $\sqrt{s} = 200$ MeV, the only available channels are e^+e^- , and with a small branching fraction, $\pi^0\gamma$. Hence, the total spectrum is mainly dominated by FSR photons going like $dN/dE_\gamma \propto E_\gamma^{-1}$ which translates to a characteristic increasing shape in our representation of the plot. There is not yet a visible effect of $\pi^0\gamma$ such as a tiny peak from the direct photon visible in the higher energy end of the spectrum where FSR drops sharply. For increased center-of-mass energy of $\sqrt{s} = 400$ MeV and $\sqrt{s} = 600$ MeV and a larger branching ratio into $\pi^0\gamma$, this peak is more pronounced and stands out in the total spectrum. We also notice a slightly bigger FSR contribution in the lower energy end coming from $\pi^+\pi^-$. Getting closer to the first resonances of the ρ and ω around 800 MeV, photons from $\pi^0 \rightarrow \gamma\gamma$ decays contribute just below $x < 1$. In particular, contributions from the neutral pion in the $\pi\gamma$, and three-pion channel impact the total spectrum.

Above 800 MeV the spectra continue to increase in the bulk part with additional four-pion and $\eta\gamma$ channels opening up and especially a more dominant role of $\pi^+\pi^-\pi^0$. Once the phase-space suppression of the 4π channels has settled, the $\pi^+\pi^-\pi^0\pi^0$ channel dominantly provides photons to the spectrum for higher E_γ . For further increasing center-of-mass energies well above $\sqrt{s} \gg m_{\pi^0,\eta}$, the effect of mesonic decay photons leading to a higher maximum of the total spectrum ceases with decreasing hadronic branching fractions. We would observe a broadening of the spectrum and a convergence towards a FSR-like spectral shape. If no new channels were added above 1.6 GeV, the spectrum would be completely dominated by FSR from the dominant lepton channels again.

Between 1.6 GeV and 2 GeV, we also expect that the hadronic channels go over into a perturbative regime of $V \rightarrow q\bar{q}$ processes followed by a parton shower, hadronization and the decay of those hadrons. It is uncertain where exactly the regime of direct production of hadrons ends and the perturbative range starts. As seen in ref. [38], above $\sqrt{s} > 1.6$ GeV a lot more channels would have to be added to describe the total $e^+e^- \rightarrow$ hadrons data. But below 1.6 GeV, our hadronic channels are sufficient to describe the e^+e^- -data and hence, we can trust our spectra to describe the physics behind annihilations and decays into hadrons well enough.

As expected, the $B - L$ model is described by a largely reduced set of final states and the gamma spectrum is dominated by the $\pi^0\gamma, \eta\gamma$, and $\pi^+\pi^-\pi^0$ channels as well as by the leptonic FSR contribution in the lower energy region. The $\sqrt{s} = 0.8$ GeV plot for the $B - L$ model in figure 3 is simply a sum of $\pi^+\pi^-\pi^0$ and l^+l^- for low energies, completely dominated by $\pi^+\pi^-\pi^0$ in the bulk part of the spectrum and characterized by a spectral line from $\pi^0\gamma$ around $x = 1$. For $\sqrt{s} \sim m_\phi \sim 1$ GeV, the KK and $\eta\gamma$ channels that are mediated by the ϕ meson, come into play with their resonant contributions. The $\eta\gamma$ channel mainly contributes with an additional peak structure around $x = 0.7$ due to the final state photon. The KK mode delivers photons from kaon decays as listed in table 1. Compared to 0.8 GeV and 1.2 GeV where the three-pion channel is completely dominating the bulk part of the spectrum, for 1 GeV several contributions add up to give the total spectral shape. At around 1 GeV, the three-pion channel suffers from a negative interference effect between the ω and ϕ meson contributions. Hence, the KK modes as well as the $\eta\gamma$ contributions give comparable, if not even much larger contributions at 1 GeV as seen in figure 2. Besides, the total spectrum is overall smaller due to the decrease of the 3π channel.

This can be also seen in the lower left panel of figure 6 where the total gamma spectrum for the $B - L$ model is shown for several center-of-mass energies. Between 0.2 – 0.6 GeV, FSR is dominating the total spectrum just like in the kinetic mixing model with an increasing contribution from the $\pi\gamma$ channel for $x \sim 1$. Compared to kinetic mixing where numerous channels contribute, the effect of center-of-mass energy values close to resonances makes a bigger difference and results in the largest total gamma spectrum for 800 MeV among the chosen energy steps. For 1 GeV, we have a reduced spectrum due to the 3π suppression. The three-pion channels recovers for higher energies and, in addition, contributions from η channels, and neutral pions from $KK\pi$ or $\omega\pi\pi$ start to play a role. Hence, we observe a rise of the spectrum until 1.6 GeV.

3.4 Positron spectra

The positron spectra consist of both a line-like spectrum located at $\sqrt{s}/2$ from the direct e^+e^- production and a continuum spectrum from decays of unstable particles. The major ingredient to compute the continuum piece is the e^+ energy spectrum from muon decays $\mu^+ \rightarrow e^+\nu_e\bar{\nu}_\mu$,

either directly from the $\mu^+\mu^-$ channel, or through a decay chain that produces charged pions followed by $\pi^+ \rightarrow \mu^+\nu_\mu \rightarrow e^+\nu_e\bar{\nu}_\mu\nu_\mu$. The differential decay probability to obtain a positron with certain energy E_e is commonly described by the Michel decay spectrum [52, 53] which describes the phase space distribution of charged leptons l_j in $l_i \rightarrow l_j\nu_i\bar{\nu}_j$ decays and is often expanded to leading order in (m_e/m_μ) . We use the results beyond leading order in (m_e/m_μ) as in ref. [4] for the e^+ spectrum in the muon rest frame r . In addition, we can make use of the method for kinematics of a multi-step cascade [54] to obtain the analytic form

$$\begin{aligned} \frac{dN_{e^+}}{dx_l} &= \frac{1}{2\beta} \int_{x_r^-}^{x_r^+} \frac{dx_r}{\sqrt{x_r^2 - \mu_r^2}} \frac{dN_{e^+}}{dx_r} \\ &= -\frac{1}{\beta} \left[\frac{2}{3}x^3 - \frac{3}{2} \left(1 + \frac{\mu_r^2}{4} \right) x^2 + \mu_r^2 x \right]_{x_r^-}^{x_r^+} \end{aligned} \quad (3.1)$$

for the positron spectrum from muon decays in the lab frame l where we defined the scaleless variables $x_i = 2E_i/Q_i$ and $\mu_i = 2m_e/Q_i$ with a center-of-mass energy Q_i in the frame $i = r, l$. The bounds of integration are given by

$$\begin{aligned} x_r^- &= \max \left(\mu_r, \gamma^2 \left(x_l - \beta \sqrt{x_l^2 - \mu_l^2} \right) \right) \\ x_r^+ &= \min \left(1 + \mu_r^2/4, \gamma^2 \left(x_l + \beta \sqrt{x_l^2 - \mu_l^2} \right) \right) \end{aligned} \quad (3.2)$$

where the first entry of the max/min function comes from the limits of the dN_{e^+}/dx_r function itself, or more precisely the kinematic range for the positron energy in the muon rest frame, whereas the second entry is the integration limit for the positron energy in the muon rest frame expressed in lab frame quantities. It is obtained by a change of variables from the angle of e^+ with the z -axis in the muon rest frame to the positron energy E_r . The boost factor is given by $\gamma = E_\mu/m_\mu$ where E_μ is the muon energy in the lab frame and $\beta = \sqrt{1 - 1/\gamma^2}$. Note that the dependence on the lab frame positron energy E_l only enters through the bounds of integration. We find that the constant value $x_r^+ = 1 + \mu_r/4$ is picked at approximately $E_l \approx \frac{E_\mu}{2\gamma^2(1+\beta)}$. For a center-of-mass energy of $\sqrt{s} = 1$ GeV this corresponds to approximately $x_l = 1.1 \cdot 10^{-2}$.

At around $x_r^- \approx 1/(\gamma^2(1 - \beta))$, the lower bound of integration outruns the upper one and no positrons will be found above that value. In the case of $\sqrt{s} = 1$ GeV, this happens at approximately $x_r^- \approx 0.99$. As a consequence, the resulting positron spectrum from the $\mu^+\mu^-$ channel starts with a an increasing part coming from the analytic formula above followed by a flattening of the curve above $x \sim 1/(\gamma^2(1 - \beta))$. Finally, the available phase space for positrons shrinks down as $E_{e^+} \rightarrow E_\mu$ and consequently the spectrum vanishes $dN/dx \rightarrow 0$. For the scaling of the curves in figure 4, this translates to a steep increasement, followed by a slope 2 linear part and finally a sharp drop. The $\pi^+\pi^-$ channel shows a similar behaviour since charged pions decay almost entirely into muons. Hence, the spectrum only differs due to shifted boost factors and a smoothed out kink. For higher multiplicity pion final states such as $\pi^+\pi^-\pi^0$ and 4π , or $\eta\gamma \rightarrow \pi^+\pi^-\pi^0\gamma$ the characteristic almost box-like shape is getting more round. We can observe in figure 4 that the sharp drop is shifted to the left for more massive particles in the final states and the height of the curve depends on the branching ratio at a certain energy value. For the kinetic mixing model, the $\pi^+\pi^-$ channel is decreasing while the $\mu^+\mu^-$ channel is increasing with energy. The $\pi^+\pi^-\pi^0$ mode is non-negligible but sub-dominant for all shown energies. For 1.2 GeV, the $\pi^+\pi^-\pi^+\pi^-$ channel is contributing to the overall spectrum as well with a small fraction.

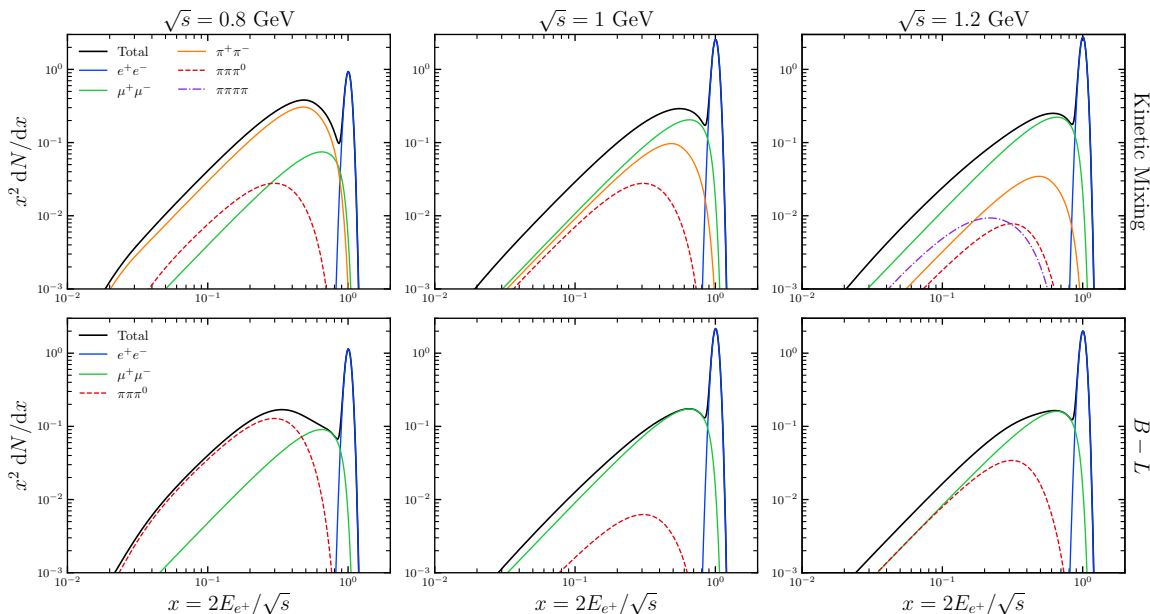


Figure 4. Same as figure 3 but for positrons.

The situation is even simpler for the $B - L$ model where only e^+e^- , $\mu^+\mu^-$, and the $\pi^+\pi^-\pi^0$ channels play a role. As discussed before, for 1 GeV a negative interference of the ω and ϕ contributions to the three-pion channels causes a small branching fraction and hence, the spectrum is completely dominated by leptonic decays.

The flatness of the spectrum from $\mu^+\mu^-$ can drastically change depending on the center-of-mass energy of the underlying process which determines the muon boost in $\mu^+\mu^-$. For low \sqrt{s} and low boosts, we expect that β is small and hence the limiting cases $x_r^\pm \rightarrow 1/(\gamma^2(1 \pm \beta))$ are very close together resulting in only a small flat part of the spectrum. In the limit of no boost, the spectrum is simply given by the analytic form of eq. (3.1) with an upper limit $x_r^+ = 1 + \mu_r^2/4$. On the contrary, for very large boosts the box-like shape that is represented by linear slope 2 in our plots will dominate the whole spectrum. In the middle panels of figure 6, we can see that for lower energy values we still have steep increase followed by a kink and a linear shape. For higher energy values, mostly the linear shape is visible in the plots. For all energies, there is a peak structure from e^+e^- in the final states. For $\sqrt{s} = 0.2$ GeV this is even the only visible structure for both the kinetic mixing and $B - L$ model since it is below the $2m_\mu$ threshold to produce muons as well as hadrons.

3.5 Neutrino spectra

Here we explicitly calculate and show neutrino spectra implemented in *Hazma 2*, which we ignored in previous work [4, 26]. The most important ingredient is the description of how the energy of the neutrinos is distributed in muon decays. The neutrino spectra in the muon rest frame is given by

$$\frac{dN_{\mu \rightarrow \nu_e}(x)}{dx} = \frac{12x^2}{(1-x)R} (1 - r^2 - x)^2 \quad (3.3)$$

$$\frac{dN_{\mu \rightarrow \nu_\mu}}{dx} = \frac{2x^2}{(1-x)^3 R} (1 - r^2 - x)^2 (3 + r^2(3-x) - 5x + 2x^2) \quad (3.4)$$

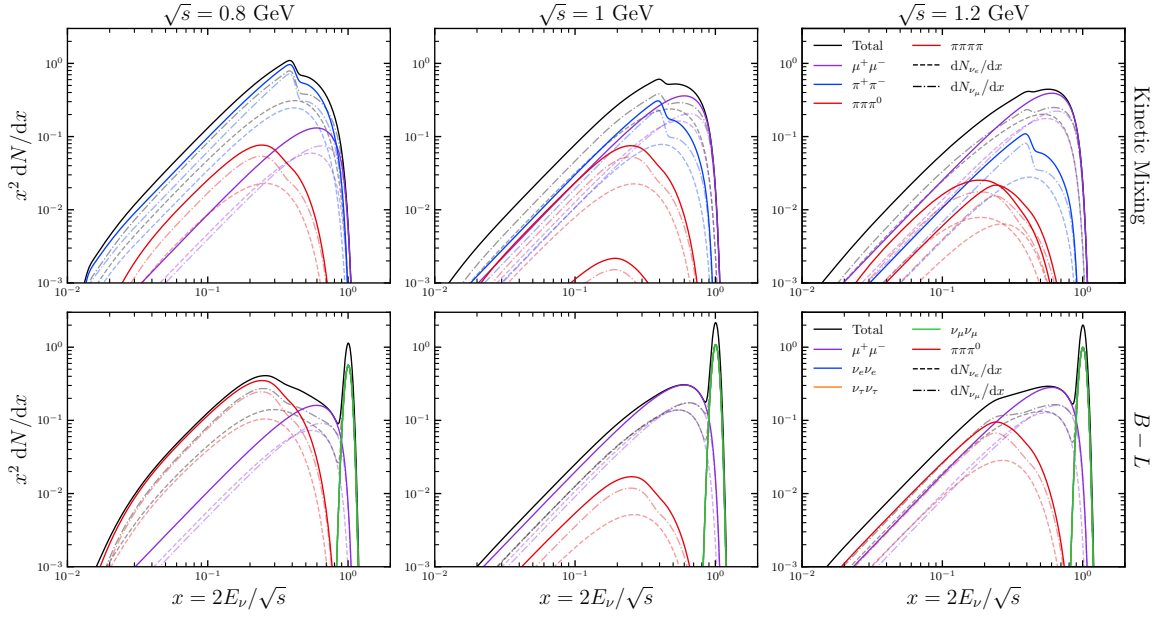


Figure 5. Same as figure 3 but for neutrinos. In these plots, the solid lines are the spectra summed over all neutrino species. The dashed lines are the electron-neutrino components and the dash-dotted lines are the muon-neutrino components. The τ -neutrino only shows up as a line in the $B - L$ case, since the final states we consider do not produce τ -neutrinos.

where $r = m_e/m_\mu$, and $R = 1 - 8r^2 - 24r^4 \log(r) + 8r^6 - r^8 \sim 1$. The limits of integration on x are $0 \leq x \leq 1 - r^2$. The boosted muon spectra is obtained by computing:

$$\frac{dN_{\mu \rightarrow \nu}}{dx}(x, \beta) = \frac{1}{2\beta} \int_{x_-}^{x_+} \frac{dy}{y} \frac{dN_{\mu \rightarrow \nu}}{dy}(y) \quad (3.5)$$

where $\beta = \sqrt{1 - 1/\gamma^2}$ is the muon velocity and $\gamma = E_\mu/m_\mu$. The values $x_\pm = \gamma^2 x(1 \pm \beta)$ are the maximum and minimum boosted neutrino energies. The integrals can be computed analytically, and we obtain

$$\frac{dN_{\mu \rightarrow \nu_e}}{dx} = \frac{1}{\beta R} \left[\bar{x}_{12} (2x_{12}^2 - (3 - 6r^2)x_{12} + 6r^4 - 2x_1 x_2) + 6r^4 \log\left(\frac{1 - x_2}{1 - x_1}\right) \right] \quad (3.6)$$

$$\begin{aligned} \frac{dN_{\mu \rightarrow \nu_\mu}}{dx} = \frac{1}{2\beta R} & \left[2r^6 \frac{\bar{x}_{12}(1 - x_1 x_2)}{(1 - x_1)^2 (1 - x_2)^2} - 6r^4 \frac{\bar{x}_{12}}{(1 - x_1)(1 - x_2)} - 3r^2 \bar{x}_{12} x_{12} \right. \\ & \left. - \frac{1}{3} (x_1^2 (9 - 4x_1) + x_2^2 (9 - 4x_2)) - 2r^4 (3 - r^2) \log\left(\frac{1 - x_2}{1 - x_1}\right) \right], \end{aligned} \quad (3.7)$$

where $x_{12} \equiv x_1 + x_2$ and $\bar{x}_{12} \equiv x_2 - x_1$. The values x_1 and x_2 are integration limits when we take into account the integrand is only non-zero if $0 \leq x \leq 1 - r^2$. Their values are:

$$x_1 = \max\left(0, \gamma^2 x(1 - \beta)\right), \quad x_2 = \min\left(1 - r^2, \gamma^2 x(1 + \beta)\right). \quad (3.8)$$

As mentioned before, the production of e^\pm and neutrinos go hand in hand since neutrinos and positrons almost entirely come from charged pion decays $\pi \rightarrow \mu\nu \rightarrow e3\nu$. Hence the relevant processes for obtaining the e^+ spectra as in figure 4 are also relevant for neutrino production, as can directly be seen in figure 5. We observe a decreasing $\pi^+\pi^-$ contribution

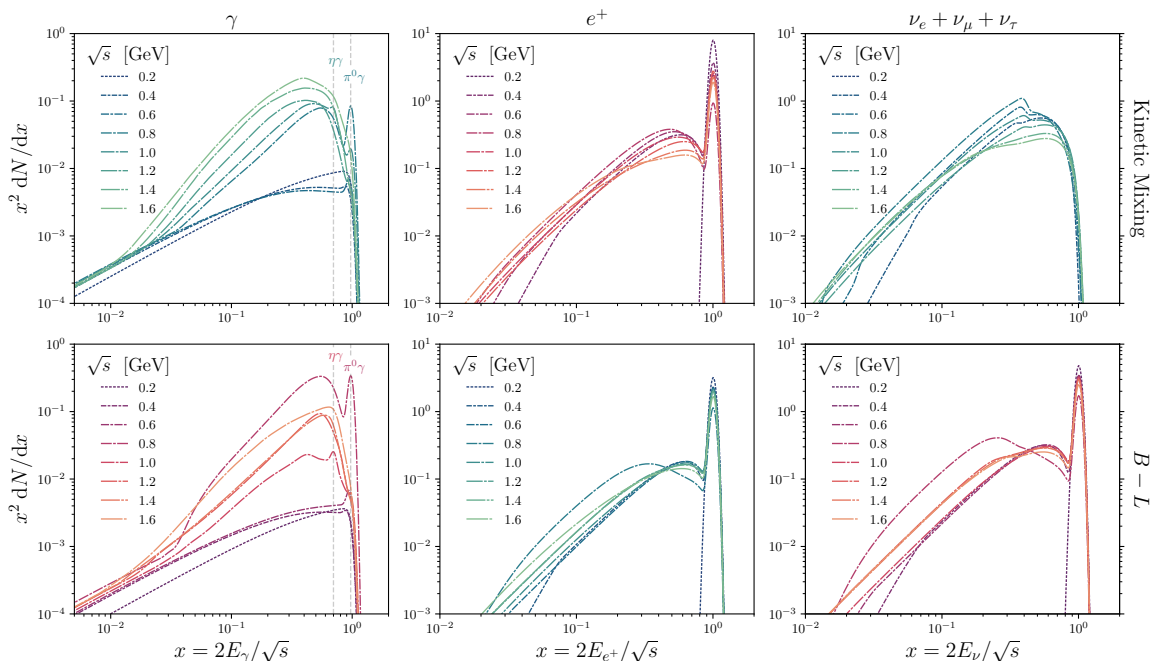


Figure 6. Spectrum from DM annihilations / vector decays for a range of center-of-mass energies. The *left* plots show the photon spectra for center-of-mass energies between 200 MeV and 1.6 GeV. In the *middle* plots, we should the positron spectra for the same range. The *right* plots show the neutrino spectra summed over all neutrino flavors. In the *top* row, we show the spectra assuming kinetic-mixing couplings. In the *bottom* row, we show the same spectra but assume $B - L$ couplings. The curves are styled such that the lighter the color and longer the line-length, the higher the energy. The peak structures arise for lines ($dN/dx \sim \delta(x - x_0)$), which we convolved with a spectral resolution function using a 5% energy resolution.

for higher \sqrt{s} whereas the muonic sub-spectrum is becoming more and more dominant for the kinetic mixing model.

For the $B - L$ model only the $\mu^+\mu^-$ and 3π channels are playing a role which are equally important for the 0.8 GeV spectrum. For higher energies of 1 GeV and 1.2 GeV, the spectra are mostly driven by $\mu^+\mu^-$. Additionally, there are direct neutrino production modes in the $B - L$ model compared to the kinetic mixing model causing a line-like feature for $x \sim 1$. Except of that ν -line from $\nu_l\bar{\nu}_l$, there is another visible peak structure in the muon neutrino spectrum for the kinetic mixing model directly coming from the charged pion decay $\pi^+ \rightarrow \mu^+\nu_\mu$ in the $\pi^+\pi^-$ channel. The peak mostly contributes significantly to the total spectrum for lower $\sqrt{s} \sim 0.8$ GeV. Note that the peak is not present for the $B - L$ model, that only shows a broader structure due to the 3π channel.

3.6 Comparison to other tools

Available codes for the calculation of photon and positron spectra are not yet able to describe DM annihilation or decay at, and below, Λ_{QCD} . We choose PPC4DMID as an example for an inter- and extrapolating tool, and *Herwig* as a MC tool to generate spectra to compare them to the output of *Hazma 2* for the energy values $\sqrt{s} = 1, 1.5, 2.0$ GeV in figure 7. To allow for an accurate comparison, we only assume SM-like quark couplings and hence only consider the process $\chi\bar{\chi} \rightarrow q\bar{q}$, ignoring leptons.

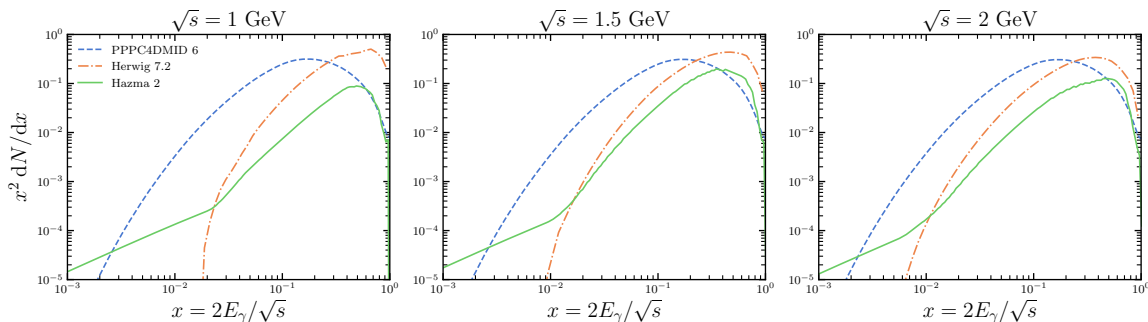


Figure 7. Comparison of the photon spectrum from $\chi\bar{\chi} \rightarrow q\bar{q}$ generated using (blue) *PPPC4DMID v6*, (orange) *Herwig v7.2* and (green) *Hazma 2*. Note that neither *PPPC4DMID* nor *Herwig* are designed to be accurate for these center-of-mass energies.

Unsurprisingly, the *PPPC4DMID* results do not vary over these low energy values since we expect them to be roughly fixed to its lowest tabulated value of $\sqrt{s} = 10$ GeV. In comparison, the *Herwig* results change with energy since final states are only produced if they are kinematically allowed. Hence, the results from *Herwig* can roughly mimic the shape of the spectrum qualitatively in the area of where photons from meson decays dominate. Nevertheless, it does not match our *Hazma 2* results quantitatively since no accurate description of how to weight several neutral final state configurations such as $\rho\pi^0$ or $\omega\pi^0$ exists. Besides, FSR is only part of the parton shower within MC generators and is ignored at the level of hadrons after hadronization. Hence, photons will only be produced in hadronic decays but not through FSR of charged hadrons in *Herwig*. Whereas we are confident that our description for the spectra is accurate up to 1.5 GeV, we expect that the true spectral curve for 2 GeV should lie somewhere in between the *Hazma 2* and *Herwig* result in figure 7 since we most likely are missing some additional channels above 1.5 GeV, and *Herwig* is most likely an overestimation of the true spectrum just as in the lower energy cases before.

4 Constraints on annihilation and decay rates

We set conservative constraints utilizing observations of the Milky Way by COMPTEL [55], INTEGRAL [56], EGRET [57], and the Fermi Large Area Telescope (LAT) [58] with the same procedure described in ref. [4]. To briefly summarize, we do not assume a background model, but instead demand the DM signal is consistent with the data. In more detail, we require that the spectral contribution does not exceed the measured gamma-ray flux plus twice the upper error bar in any spectral bin. We adopt the Navarro-Frenk-White profile for the dark matter density profile from ref. [17].

In figure 8 we show the limits we obtain with *Hazma 2* on the thermally-averaged self-annihilation cross section times relative velocity for the kinetic mixing and for the $B - L$ models as a function of the dark matter mass m_χ in the range of validity of our code. The left column assumes that the vector mediator mass $m_V = 3m_\chi$, while the right column takes $m_V = m_\chi/3$, and hence kinematically allows for annihilation directly into mediators.

The notable features in the plot correspond to a few key kinematic threshold, which we highlight with vertical dashed grey lines. In the right column, the muon threshold produces a slight increase in the limits due to the additional FSR from the muon channel. Additionally the ρ and ϕ resonances produce a plethora of additional photon-producing final-state hadrons,

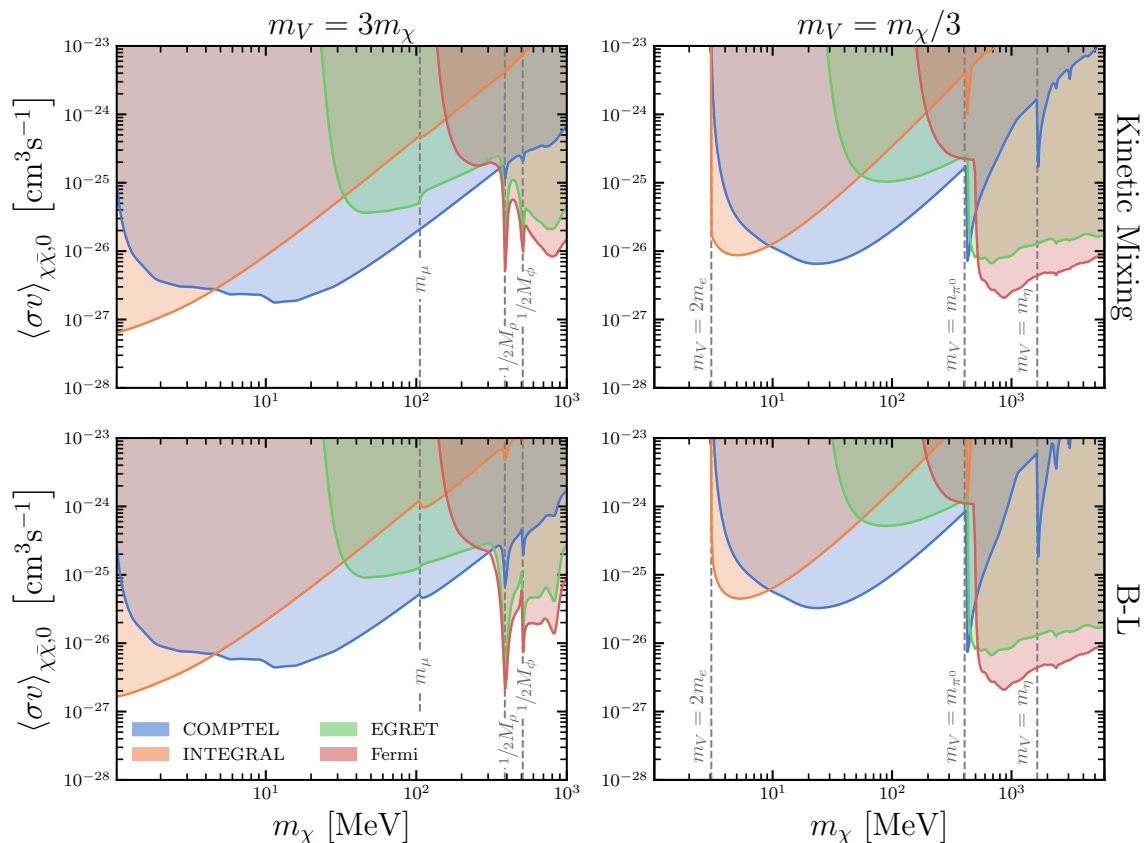


Figure 8. Constraints on the DM velocity-averaged annihilation cross section $\langle\sigma v\rangle$. In the top and bottom rows, we show results assuming kinetic-mixing and $B - L$ couplings, respectively. (*left*) Results given $m_V = 3m_\chi$. In this case, non-relativistic DM cannot annihilate into V . Instead, it must annihilate directly into SM particles. (*right*) Results for $m_V = \frac{1}{3}m_\chi$, assuming $g_{V\chi\chi} = 1$. In this case, the branching ratio $\text{BR}(\chi\bar{\chi} \rightarrow VV)$ is $\mathcal{O}(1)$ and photons are produced from the subsequent decay of the vector mediator.

and correspondingly more stringent limits for telescopes whose sensitivity covers the relevant photon energies. Conversely, in the case where mediators can be produced in the final state (right column) virtually no photons are produced up to the point where the mediators can decay into electron-positron pairs (left-most vertical dashed line). At larger masses, the two key thresholds then correspond to the production of neutral pions and η mesons.

The constraints illustrate the critical importance of accurately factoring in hadronic resonances for indirect detection in the MeV mass range, as well as the relevance of detailed model-dependent calculations of the relevant hadronic and leptonic final states, both features fully implemented in *Hazma 2*.

5 Discussion and conclusions

In this work we presented *Hazma 2* a tool to close the “MeV gap” for theories describing vector-mediated DM annihilation and spin-1 DM decays by merging features of both the *Hazma 1* and *Herwig4DM* codes. We use the full indirect detection pipeline of *Hazma 1* in calculating the underlying hard particle physics process including FSR and the energy

spectra of photons, positrons and neutrinos as well as ultimately the calculation of limits and predictions for present and future experiments, respectively. From *Herwig4DM* we make use of the description of the processes in the hadronic resonance region, and in particular cross-section formulas that are taken from fits to e^+e^- data. As a result, *Hazma 2* constitutes the most accurate and comprehensive tool describing MeV-to-GeV indirect detection for DM models with vector bosons with arbitrary couplings to quarks and leptons.

We have shown that depending on the choice of couplings the branching ratios into hadronic final states can dramatically vary. As two well-motivated and widely discussed example models we have chosen the “dark photon” kinetic mixing model and a $B - L$ model. Whereas a wide range of hadronic channels contribute to the total spectra in the dark photon case, the $B - L$ model only couples to a subset of channels. This impacts the size and shape of the spectra. The spectra show distinct features stemming from certain hadronic modes. Especially at lower energies, the $\pi\gamma$ and $\eta\gamma$ channels leave line-like structures on the photon spectra in both models. If one hadronic mode dominates the spectrum as in the case of the 3π channel in the $B - L$ model, we observed that the photon spectrum changes significantly depending on whether the center-of-mass energy is close to a resonance or not. We detailed the spectral features for photons, positrons and neutrinos, and tied them all to the relevant hadronic or leptonic final states for the two dark matter models we considered.

We discussed how *Hazma 2* compares to other codes when all are tested outside their nominal range of validity. The cautionary tale we derived from this exercise is that quite likely PPC4DMID and *Herwig* tend to largely overestimate the photon production for light dark matter compared to what our code indicates, but not at the highest energies, often the most critical to set constraints. Finally, we used *Hazma 2* to derive conservative constraints our benchmark DM models using existing gamma-ray data, showing the importance of properly accounting for hadronic resonances. We anticipate *Hazma 2* will be a useful tool for leveraging future MeV gamma-ray telescopes to probe the nature of dark matter, and we have made it freely publicly available on GitHub at <https://github.com/LoganAMorrison/Hazma>.

Acknowledgments

A.C. received funding from the Netherlands eScience Center (grant number ETEC.2019.018) and the Schmidt Futures Foundation. S.P. and L.M. are partly supported by the U.S. Department of Energy grant number de-sc0010107. P.R. acknowledges financial support from the Fundação de Amparo à Pesquisa do Estado de São Paulo (FAPESP) under the contract 2020/10004-7. TP is supported by the Deutsche Forschungsgemeinschaft (DFG, German Research Foundation) under grant 396021762 — TRR 257: *Particle Physics Phenomenology after the Higgs Discovery* and through Germany’s Excellence Strategy EXC 2181/1 — 390900948 (the Heidelberg STRUCTURES Excellence Cluster).

A New form factor

The hadronic current of the $\pi\gamma$ as given by eq. (2.12) is a simplified version of the parametrization of [43]. The advantage of the form factor as in [43] compared to, i.e. [59], is that the low-energy ChPT results of eq. (2.13) is recovered for $\hat{s} \rightarrow 0$. Since a photon is part of the final state configuration, isospin assumptions do not apply for this channel and all vector meson resonances are assumed to play a role. The channel can be better described by the $\rho\omega\pi$ and $\rho\phi\pi$ vertices arising from eq. (2.6) where one outgoing vector meson is mixing with a photon

Parameter	Fit Value
a	0.00759(25)
a_ρ	1 (fixed)
a_ω	0.885(32)
a_ϕ	-0.0646(22)
$\chi^2/\text{n.d.f.} = 1.049$	

Table 2. Fit values for $\pi\gamma$ with fit uncertainties in brackets.

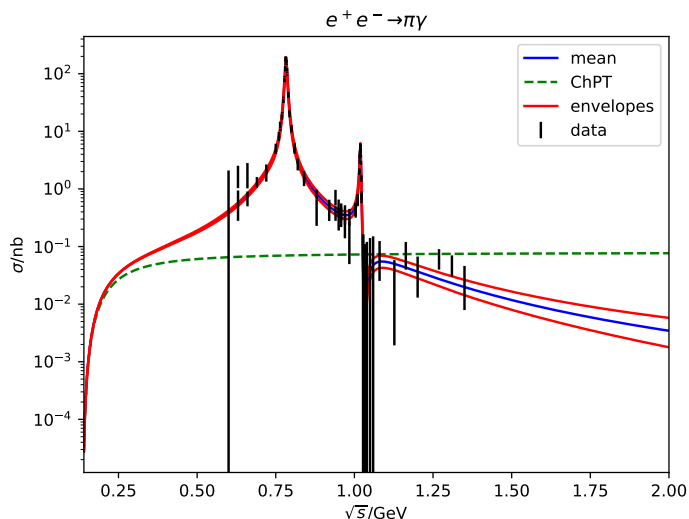


Figure 9. Cross-section fit to data for $e^+e^- \rightarrow \pi\gamma$. The fit curve (blue) is following the data closely in the vector meson resonance region in comparison to the ChPT results (green). Both fit and ChPT lines merge in the low-energy limit. The error envelopes (red) show the maximal and minimal curves we obtain by varying the fit parameters around the fit uncertainties.

through the mixing term of eq. (2.5). In table 2, we present the results of the fit including the fit uncertainties. The value of the pion decay constant has been set to $f_\pi = 0.09266$ GeV

The e^+e^- annihilation data for the fit has been taken from [59, 60]. As shown in figure 9, the ChPT result is obtained in the low-energy limit and the effects of the vector resonances of ω and ϕ are accurately described with the parametrization. This also explains the low uncertainties through fit uncertainties in the low-energy limit as seen in figure 9 since the ChPT limit is independent of the VMD parametrization and hence, no uncertainties can be propagated in that limit.

B Widths and cross sections from form factors

Here we discuss the how to obtain widths and cross-sections from the hadronic current. Let the hadronic current for some final state \mathcal{H} be $J_{\mathcal{H}}^\mu$. The matrix elements for dark matter annihilation and vector decays are given by:

$$\mathcal{M}_{\bar{\chi}\chi \rightarrow \mathcal{H}} = \chi_\mu \frac{i}{s - M_V^2 + iM_V\Gamma_V} J_{\mathcal{H}}^\mu \quad (\text{B.1})$$

$$\mathcal{M}_{V \rightarrow \mathcal{H}} = \epsilon_\mu(P) J_{\mathcal{H}}^\mu \quad (\text{B.2})$$

with $\chi_\mu = \bar{v}(p_2)(ig_{V\chi}\gamma_\mu)u(p_1)$. For the moment, we focus on the hadronic current. If we square the hadronic current and integrate over phase space, the result is of the form

$$\mathcal{J}^{\mu\nu} = \int d\Pi_{\text{LIPS}} J_{\mathcal{H}}^\mu \bar{J}_{\mathcal{H}}^\nu = \mathcal{J}(s)(P_\mu P_\nu - g_{\mu\nu}P^2) \quad (\text{B.3})$$

where $P = p_1 + p_2$ is the center-of-mass momentum. The last result is required by gauge-invariance of the hadronic current. Contracting both sides with the metric tensor, the integrated current can be written as:

$$\mathcal{J}(s) = -\frac{1}{3s}g_{\mu\nu}\mathcal{J}^{\mu\nu} \quad (\text{B.4})$$

Given this result, we can write the annihilation cross section and decay width as:

$$\sigma_{\bar{\chi}\chi \rightarrow \mathcal{H}} = \frac{g_{V\chi\chi}^2(s + 2m_\chi^2)}{\sqrt{s - 4m_\chi^2} \left((s - M_V^2)^2 + M_V^2\Gamma_V^2 \right)} \frac{\sqrt{s}}{2} \mathcal{J}(s) \quad (\text{B.5})$$

$$\Gamma_{V \rightarrow \mathcal{H}} = \frac{\sqrt{s}}{2} \mathcal{J}(s) \quad (\text{B.6})$$

where $s = P^2$ is the square center-of-mass energy. For the vector decay, $s = M_V^2$. However, writing the results in the above form allows us to reuse results. In addition, we can see that, as long as $m_\chi > M_V$, in which case the $\bar{\chi}\chi \rightarrow VV$ is inaccessible for small dark matter velocities, the branching ratios for vector decays are identical to dark matter annihilations.

References

- [1] PARTICLE DATA GROUP collaboration, *Review of Particle Physics*, [PTEP 2020 \(2020\) 083C01](#) [[INSPIRE](#)].
- [2] B.W. Lee and S. Weinberg, *Cosmological Lower Bound on Heavy Neutrino Masses*, [Phys. Rev. Lett. 39 \(1977\) 165](#) [[INSPIRE](#)].
- [3] S. Profumo, L. Giani and O.F. Piattella, *An Introduction to Particle Dark Matter*, [Universe 5 \(2019\) 213](#) [[arXiv:1910.05610](#)] [[INSPIRE](#)].
- [4] A. Coogan, L. Morrison and S. Profumo, *Hazma: A Python Toolkit for Studying Indirect Detection of Sub-GeV Dark Matter*, [JCAP 01 \(2020\) 056](#) [[arXiv:1907.11846](#)] [[INSPIRE](#)].
- [5] A. Mitridate, T. Trickle, Z. Zhang and K.M. Zurek, *Snowmass White Paper: Light Dark Matter Direct Detection at the Interface With Condensed Matter Physics*, in *2022 Snowmass Summer Study*, (2022) [[arXiv:2203.07492](#)] [[INSPIRE](#)].
- [6] B.V. Lehmann and S. Profumo, *Cosmology and prospects for sub-MeV dark matter in electron recoil experiments*, [Phys. Rev. D 102 \(2020\) 023038](#) [[arXiv:2002.07809](#)] [[INSPIRE](#)].
- [7] E-ASTROGAM collaboration, *Science with e-ASTROGAM: A space mission for MeV-GeV gamma-ray astrophysics*, [JHEAp 19 \(2018\) 1](#) [[arXiv:1711.01265](#)] [[INSPIRE](#)].
- [8] ALL-SKY-ASTROGAM collaboration, *All-Sky-ASTROGAM: a MeV Companion for Multimessenger Astrophysics*, [PoS ICRC2019 \(2020\) 579](#) [[INSPIRE](#)].
- [9] E. Orlando et al., *Exploring the MeV sky with a combined coded mask and Compton telescope: the Galactic Explorer with a Coded aperture mask Compton telescope (GECCO)*, [JCAP 07 \(2022\) 036](#) [[arXiv:2112.07190](#)] [[INSPIRE](#)].
- [10] A. Coogan, A. Moiseev, L. Morrison and S. Profumo, *Hunting for Dark Matter and New Physics with (a) GECCO*, [arXiv:2101.10370](#) [[INSPIRE](#)].

- [11] S.D. Hunter et al., *Development of the Advance Energetic Pair Telescope (AdEPT) for medium-energy gamma-ray astronomy*, *Proc. SPIE* **7732** (2010) 77322.
- [12] AMEGO collaboration, *All-sky Medium Energy Gamma-ray Observatory: Exploring the Extreme Multimessenger Universe*, *Bull. Am. Astron. Soc.* **51** (2019) 245 [[arXiv:1907.07558](#)] [[INSPIRE](#)].
- [13] T. Dzhatdoev and E. Podlesnyi, *Massive Argon Space Telescope (MAST): A concept of heavy time projection chamber for γ -ray astronomy in the 100 MeV–1 TeV energy range*, *Astropart. Phys.* **112** (2019) 1 [[arXiv:1902.01491](#)] [[INSPIRE](#)].
- [14] COSI collaboration, *The Compton Spectrometer and Imager Project for MeV Astronomy*, *PoS ICRC2021* (2021) 652 [[arXiv:2109.10403](#)] [[INSPIRE](#)].
- [15] X. Wu et al., *PANGU: A High Resolution Gamma-ray Space Telescope*, *Proc. SPIE* **9144** (2014) 91440F.
- [16] T. Aramaki, P. Hansson Adrian, G. Karagiorgi and H. Odaka, *Dual MeV Gamma-Ray and Dark Matter Observatory — GRAMS Project*, *Astropart. Phys.* **114** (2020) 107 [[arXiv:1901.03430](#)] [[INSPIRE](#)].
- [17] M. Cirelli et al., *PPPC 4 DM ID: A Poor Particle Physicist Cookbook for Dark Matter Indirect Detection*, *JCAP* **03** (2011) 051 [Erratum *ibid.* **10** (2012) E01] [[arXiv:1012.4515](#)] [[INSPIRE](#)].
- [18] G. Bélanger, F. Boudjema, A. Pukhov and A. Semenov, *Dark matter direct detection rate in a generic model with MicrOMEGAs 2.2*, *Comput. Phys. Commun.* **180** (2009) 747 [[arXiv:0803.2360](#)] [[INSPIRE](#)].
- [19] C. Arina, J. Heisig, F. Maltoni, D. Massaro and O. Mattelaer, *Indirect dark-matter detection with MadDM v3.2 — Lines and Loops*, [arXiv:2107.04598](#) [[INSPIRE](#)].
- [20] T. Bringmann, J. Edsjö, P. Gondolo, P. Ullio and L. Bergström, *DarkSUSY 6: An Advanced Tool to Compute Dark Matter Properties Numerically*, *JCAP* **07** (2018) 033 [[arXiv:1802.03399](#)] [[INSPIRE](#)].
- [21] J. Bellm et al., *HERWIG 7.2 release note*, *Eur. Phys. J. C* **80** (2020) 452 [[arXiv:1912.06509](#)] [[INSPIRE](#)].
- [22] T. Sjöstrand, *The PYTHIA Event Generator: Past, Present and Future*, *Comput. Phys. Commun.* **246** (2020) 106910.
- [23] S. Amoroso, S. Caron, A. Jueid, R. Ruiz de Austri and P. Skands, *Estimating QCD uncertainties in Monte Carlo event generators for gamma-ray dark matter searches*, *JCAP* **05** (2019) 007 [[arXiv:1812.07424](#)] [[INSPIRE](#)].
- [24] T. Plehn, P. Reimitz and P. Richardson, *Hadronic Footprint of GeV-Mass Dark Matter*, *SciPost Phys.* **8** (2020) 092 [[arXiv:1911.11147](#)] [[INSPIRE](#)].
- [25] P. Reimitz, *MeV astronomy with HERWIG?*, *PoS TOOLS2020* (2021) 008 [[arXiv:2102.00041](#)] [[INSPIRE](#)].
- [26] A. Coogan, L. Morrison and S. Profumo, *Precision gamma-ray constraints for sub-GeV dark matter models*, *JCAP* **08** (2021) 044 [[arXiv:2104.06168](#)] [[INSPIRE](#)].
- [27] J. Gasser and H. Leutwyler, *Chiral Perturbation Theory: Expansions in the Mass of the Strange Quark*, *Nucl. Phys. B* **250** (1985) 465 [[INSPIRE](#)].
- [28] S. Weinberg, *Phenomenological Lagrangians*, *Physica A* **96** (1979) 327 [[INSPIRE](#)].
- [29] S. Scherer, *Introduction to chiral perturbation theory*, *Adv. Nucl. Phys.* **27** (2003) 277 [[hep-ph/0210398](#)] [[INSPIRE](#)].
- [30] M. Bando, T. Kugo, S. Uehara, K. Yamawaki and T. Yanagida, *Is rho Meson a Dynamical Gauge Boson of Hidden Local Symmetry?*, *Phys. Rev. Lett.* **54** (1985) 1215 [[INSPIRE](#)].

- [31] G. Kramer, W.F. Palmer and S.S. Pinsky, *Testing Chiral Anomalies With Hadronic Currents*, *Phys. Rev. D* **30** (1984) 89 [INSPIRE].
- [32] M. Bando, T. Kugo and K. Yamawaki, *Nonlinear Realization and Hidden Local Symmetries*, *Phys. Rept.* **164** (1988) 217 [INSPIRE].
- [33] M. Bando, T. Kugo and K. Yamawaki, *On the Vector Mesons as Dynamical Gauge Bosons of Hidden Local Symmetries*, *Nucl. Phys. B* **259** (1985) 493 [INSPIRE].
- [34] J.J. Sakurai, *Theory of strong interactions*, *Annals Phys.* **11** (1960) 1 [INSPIRE].
- [35] N.M. Kroll, T.D. Lee and B. Zumino, *Neutral Vector Mesons and the Hadronic Electromagnetic Current*, *Phys. Rev.* **157** (1967) 1376 [INSPIRE].
- [36] T.D. Lee and B. Zumino, *Field Current Identities and Algebra of Fields*, *Phys. Rev.* **163** (1967) 1667 [INSPIRE].
- [37] V.V. Ezhela, S.B. Lugovsky and O.V. Zenin, *Hadronic part of the muon $g - 2$ estimated on the $\sigma_{tot}^{2003}(e^+e^- \rightarrow hadrons)$ evaluated data compilation*, [hep-ph/0312114](#) [INSPIRE].
- [38] A.L. Foguel, P. Reimitz and R.Z. Funchal, *A robust description of hadronic decays in light vector mediator models*, *JHEP* **04** (2022) 119 [[arXiv:2201.01788](#)] [INSPIRE].
- [39] J. Wess and B. Zumino, *Consequences of anomalous Ward identities*, *Phys. Lett. B* **37** (1971) 95 [INSPIRE].
- [40] E. Witten, *Global Aspects of Current Algebra*, *Nucl. Phys. B* **223** (1983) 422 [INSPIRE].
- [41] T. Fujiwara, T. Kugo, H. Terao, S. Uehara and K. Yamawaki, *Nonabelian Anomaly and Vector Mesons as Dynamical Gauge Bosons of Hidden Local Symmetries*, *Prog. Theor. Phys.* **73** (1985) 926 [INSPIRE].
- [42] H. Czyz, A. Grzelinska and J.H. Kühn, *Narrow resonances studies with the radiative return method*, *Phys. Rev. D* **81** (2010) 094014 [[arXiv:1002.0279](#)] [INSPIRE].
- [43] H. Czyz, P. Kiszka and S. Tracz, *Modeling interactions of photons with pseudoscalar and vector mesons*, *Phys. Rev. D* **97** (2018) 016006 [[arXiv:1711.00820](#)] [INSPIRE].
- [44] M. Davier, A. Hoecker, B. Malaescu and Z. Zhang, *Reevaluation of the Hadronic Contributions to the Muon $g-2$ and to $\alpha(MZ)$* , *Eur. Phys. J. C* **71** (2011) 1515 [Erratum *ibid.* **72** (2012) 1874] [[arXiv:1010.4180](#)] [INSPIRE].
- [45] H. Czyz, A. Grzelinska, J.H. Kühn and G. Rodrigo, *Electron-positron annihilation into three pions and the radiative return*, *Eur. Phys. J. C* **47** (2006) 617 [[hep-ph/0512180](#)] [INSPIRE].
- [46] H. Czyz, J.H. Kühn and A. Wapienik, *Four-pion production in tau decays and e^+e^- annihilation. An Update*, *Phys. Rev. D* **77** (2008) 114005 [[arXiv:0804.0359](#)] [INSPIRE].
- [47] BABAR collaboration, *The $e^+e^- \rightarrow 2(\pi^+\pi^-)\pi^0$, $2(\pi^+\pi^-)\eta$, $K^+K^-\pi^+\pi^-\pi^0$ and $K^+K^-\pi^+\pi^-\eta$ Cross Sections Measured with Initial-State Radiation*, *Phys. Rev. D* **76** (2007) 092005 [Erratum *ibid.* **77** (2008) 119902] [[arXiv:0708.2461](#)] [INSPIRE].
- [48] BABAR collaboration, *Study of the reactions $e^+e^- \rightarrow \pi^+\pi^-\pi^0\pi^0\pi^0\gamma$ and $\pi^+\pi^-\pi^0\pi^0\eta\gamma$ at center-of-mass energies from threshold to 4.35 GeV using initial-state radiation*, *Phys. Rev. D* **98** (2018) 112015 [[arXiv:1810.11962](#)] [INSPIRE].
- [49] J.G. Christy, J. Kumar and A. Rajaraman, *Indirect Detection of Low-mass Dark Matter Through the π^0 and η Windows*, [arXiv:2205.09356](#) [INSPIRE].
- [50] F.E. Low, *Bremsstrahlung of very low-energy quanta in elementary particle collisions*, *Phys. Rev.* **110** (1958) 974 [INSPIRE].
- [51] T.H. Burnett and N.M. Kroll, *Extension of the low soft photon theorem*, *Phys. Rev. Lett.* **20** (1968) 86 [INSPIRE].

- [52] L. Michel, *Interaction between four half spin particles and the decay of the μ meson*, *Proc. Phys. Soc. A* **63** (1950) 514 [INSPIRE].
- [53] W. Fetscher, H.J. Gerber and K.F. Johnson, *Muon Decay: Complete Determination of the Interaction and Comparison with the Standard Model*, *Phys. Lett. B* **173** (1986) 102 [INSPIRE].
- [54] G. Elor, N.L. Rodd and T.R. Slatyer, *Multistep cascade annihilations of dark matter and the Galactic Center excess*, *Phys. Rev. D* **91** (2015) 103531 [arXiv:1503.01773] [INSPIRE].
- [55] S. Cheenu Kappadath, *Measurement of the Cosmic Diffuse Gamma-Ray Spectrum from 800 keV to 30 MeV*, Ph.D. Thesis, University of New Hampshire (1993).
- [56] L. Bouchet, A.W. Strong, T.A. Porter, I.V. Moskalenko, E. Jourdain and J.-P. Roques, *Diffuse emission measurement with INTEGRAL/SPI as indirect probe of cosmic-ray electrons and positrons*, *Astrophys. J.* **739** (2011) 29 [arXiv:1107.0200] [INSPIRE].
- [57] A.W. Strong, I.V. Moskalenko and O. Reimer, *Diffuse galactic continuum gamma rays. A Model compatible with EGRET data and cosmic-ray measurements*, *Astrophys. J.* **613** (2004) 962 [astro-ph/0406254] [INSPIRE].
- [58] FERMI-LAT collaboration, *Fermi-LAT Observations of the Diffuse Gamma-Ray Emission: Implications for Cosmic Rays and the Interstellar Medium*, *Astrophys. J.* **750** (2012) 3 [arXiv:1202.4039] [INSPIRE].
- [59] SND collaboration, *Study of the reaction $e^+e^- \rightarrow \pi^0\gamma$ with the SND detector at the VEPP-2M collider*, *Phys. Rev. D* **93** (2016) 092001 [arXiv:1601.08061] [INSPIRE].
- [60] CMD-2 collaboration, *Study of the processes $e^+e^- \rightarrow \eta\gamma$, $\pi^0\gamma \rightarrow 3\gamma$ in the c.m. energy range 600–1380 MeV at CMD-2*, *Phys. Lett. B* **605** (2005) 26 [hep-ex/0409030] [INSPIRE].