

# Lawrence Berkeley National Laboratory

## LBL Publications

### Title

Measurement of the differential  $t\bar{t}$  production cross section as a function of the jet mass and extraction of the top quark mass in hadronic decays of boosted top quarks.

### Permalink

<https://escholarship.org/uc/item/07d0087x>

### Journal

European Physical Journal C: Particles and Fields, 83(7)

### ISSN

1434-6044

### Authors

Tumasyan, A  
Adam, W  
Andrejkovic, J  
[et al.](#)

### Publication Date

2023

### DOI

10.1140/epjc/s10052-023-11587-8

### Copyright Information

This work is made available under the terms of a Creative Commons Attribution License, available at <https://creativecommons.org/licenses/by/4.0/>

Peer reviewed



# Measurement of the differential $t\bar{t}$ production cross section as a function of the jet mass and extraction of the top quark mass in hadronic decays of boosted top quarks

CMS Collaboration\*

CERN, 1211 Geneva 23, Switzerland

Received: 2 November 2022 / Accepted: 4 May 2023  
© CERN for the benefit of the CMS collaboration 2023

**Abstract** A measurement of the jet mass distribution in hadronic decays of Lorentz-boosted top quarks is presented. The measurement is performed in the lepton + jets channel of top quark pair production ( $t\bar{t}$ ) events, where the lepton is an electron or muon. The products of the hadronic top quark decay are reconstructed using a single large-radius jet with transverse momentum greater than 400 GeV. The data were collected with the CMS detector at the LHC in proton-proton collisions and correspond to an integrated luminosity of  $138 \text{ fb}^{-1}$ . The differential  $t\bar{t}$  production cross section as a function of the jet mass is unfolded to the particle level and is used to extract the top quark mass. The jet mass scale is calibrated using the hadronic W boson decay within the large-radius jet. The uncertainties in the modelling of the final state radiation are reduced by studying angular correlations in the jet substructure. These developments lead to a significant increase in precision, and a top quark mass of  $173.06 \pm 0.84 \text{ GeV}$ .

## 1 Introduction

The top quark is the most massive elementary particle discovered so far [1, 2]. Because of its high mass  $m_t$  and its large Yukawa coupling it plays a crucial role in the electroweak sector of the standard model (SM) of particle physics. Precise measurements of  $m_t$  allow for stringent tests of the validity of the SM [3–5] and place constraints on the stability of the electroweak vacuum [6–8].

Direct measurements of  $m_t$  using the top quark decay products have already achieved a precision of about 0.5 GeV [9–15]. In these measurements, observables with high sensitivity to the value of  $m_t$  are constructed. Measured distributions in these observables are compared to detector level simulations to extract the value of  $m_t$  that fits the data best. The predictions rely on a precise modelling of the parton shower

and hadronisation process, which cannot be calculated from first principles, and are thus subject to corresponding systematic uncertainties. In addition, uncertainties of the size 0.5–1 GeV exist in the translation of  $m_t$  extracted from event generators to a value of  $m_t$  in a well-defined renormalisation scheme [16, 17], as used in precise analytic calculations in quantum field theory.

A different approach is the determination of  $m_t$  from cross section measurements corrected for detector effects. To facilitate a direct comparison to analytic calculations from first principles, these measurements have to be corrected to the parton level, which represents the  $t\bar{t}$  pair before its decay. The corrections applied need to include effects from the top quark decay and the hadronisation of its colour-charged decay products. The inclusive cross section of top quark pair ( $t\bar{t}$ ) production can be measured precisely and has been used to extract a value of the top quark pole mass by a comparison to fixed-order calculations in perturbative quantum chromodynamics (QCD). Such measurements have been carried out by the D0 [18, 19], ATLAS [20–22], and CMS [23–25] Collaborations. These measurements of the total  $t\bar{t}$  cross section are sensitive to various sources of uncertainties, which can not be constrained in situ during the extraction of  $m_t$ , resulting in a precision of about 2 GeV. Differential cross section measurements can also be used for measuring  $m_t$  [26–29]. A multi-differential cross section measurement has been performed by the CMS Collaboration, achieving an uncertainty of 0.8 GeV in the top quark pole mass [30]. The shape of the measured distributions close to the  $t\bar{t}$  production threshold is sensitive to the value of  $m_t$ , and a more precise result is achieved compared to the inclusive cross section measurements.

An alternative method which combines the advantages of the two approaches is the determination of  $m_t$  from a measurement of the jet mass  $m_{\text{jet}}$  in events with Lorentz-boosted top quarks [31–33]. At high energies, the decay products of top quarks are Lorentz boosted and merge into a single large-radius jet. The peak position of the distribution in  $m_{\text{jet}}$

\* e-mail: cms-publication-committee-chair@cern.ch

is sensitive to  $m_t$  and allows for a precise measurement of  $m_t$  [34]. The unfolding of the data to the level of stable particles will allow for a comparison to analytic calculations in perturbative QCD, once these become available. This enables a measurement of the top quark pole mass from the shape of a distribution at the particle level. Presently, analytic calculations for  $m_{\text{jet}}$  are restricted to top quark transverse momenta  $p_T > 750$  GeV [34], a requirement which results in too few events in data for a differential cross section measurement using the current CERN LHC data sets. Previous measurements by the CMS Collaboration using proton-proton (pp) collision data at  $\sqrt{s} = 8$  TeV [35] and 13 TeV [36] with a top quark  $p_T > 400$  GeV, have reached an uncertainty of 2.5 GeV, where  $m_t$  has been determined using event generators. The results are compatible with those obtained from  $t\bar{t}$  production at lower energy scales. In this article, we present a measurement of the differential cross section for  $t\bar{t}$  production as a function of the large-radius jet mass with significantly improved statistical and systematic uncertainties. The measurement is used to determine  $m_t$  using event generators at next-to-leading order (NLO) precision in QCD. The approach is complementary to measurements close to threshold production with fully resolved final state objects. This provides a precise test of the validity of the approximations made in event generators and the corresponding systematic uncertainties.

In the lepton+jets channel of  $t\bar{t}$  production, the final state is obtained from one top quark decaying to a b quark and leptons,  $t \rightarrow bW \rightarrow b\ell\nu_\ell$ , and the second decaying hadronically,  $t \rightarrow bW \rightarrow bq\bar{q}'$ . Here, the term lepton denotes an electron or muon. This final state combines the advantages of a clear signature from the leptonic W boson decay, with a small background from events with jets from light-flavour quarks and gluons. The large  $t\bar{t}$  branching fraction for the lepton+jets channel also results in large event samples. In addition, in case of  $t\bar{t}$  production with high top quark  $p_T$ , the hadronic decay allows the full reconstruction of the top quark decay within a single large-radius jet with  $p_T > 400$  GeV, provided that the decay products are produced within the detector acceptance. The lepton serves as a means to select  $t\bar{t}$  events, and the mass of the large-radius jet in the opposite hemisphere of the event is the measurable for this analysis. The lepton is not necessarily isolated, because the large Lorentz boost can result in particles from the fragmentation of the b quark to be produced inside of the isolation cone around the lepton. The analysis strategy follows the one from the previous measurement at 13 TeV [36].

In this article, we analyse 13 TeV pp collision data, recorded in the years 2016 to 2018 and corresponding to an integrated luminosity of  $138 \text{ fb}^{-1}$ . Besides the improved statistical precision, the leading systematic uncertainties are reduced by using a dedicated calibration of the jet mass scale

(JMS) and a detailed study of the effects from final state radiation (FSR) in large-radius jets.

In the previous measurements of  $m_{\text{jet}}$  in boosted  $t\bar{t}$  events [35,36], the uncertainties in the jet energy scale (JES) have been propagated to  $m_{\text{jet}}$ . For these the JES uncertainties are the leading experimental systematic uncertainties. While the JES, and therefore the jet momentum, can be determined precisely using the  $p_T$  balance or the MPF (missing transverse momentum projection fraction) methods [37,38], these methods do not necessarily provide the most precise calibrations for  $m_{\text{jet}}$ . In this article, we calibrate the JMS by reconstructing the W boson mass from two subjects within the large-radius jet. A fit to data in the peak region of the jet mass results in a JMS with smaller uncertainties.

The FSR is modelled by the parton showers in the event generators, which are matched to the simulation of the hard process. The value of the strong coupling used in the FSR shower, evaluated at the mass of the Z boson,  $\alpha_s^{\text{FSR}}(m_Z^2)$ , is an important parameter that affects the amount of FSR. Changes in its value can cause large differences in the substructure of large-radius jets. Observables probing the angular distributions of the energy density within a jet, such as  $N$ -subjettiness [39,40] ratios, are very sensitive to the amount of FSR in the simulation. In this article, we measure distributions in  $N$ -subjettiness ratios calculated for large-radius jets, and use these to constrain the value of  $\alpha_s^{\text{FSR}}(m_Z^2)$  used in the modelling of FSR. This leads to smaller uncertainties in  $m_{\text{jet}}$  from the FSR modelling compared to the usual variations of the scale  $\mu$  in  $\alpha_s^{\text{FSR}}(\mu^2)$  [36,41,42].

Tabulated results are provided in the HEPData record for this analysis [43].

## 2 The CMS detector

The central feature of the CMS detector is a superconducting solenoid of 6 m internal diameter, providing a magnetic field of 3.8 T. A silicon pixel and strip tracker, a lead tungstate crystal electromagnetic calorimeter (ECAL), and a brass and scintillator hadron calorimeter (HCAL), each composed of a central barrel and two endcap sections, reside within the solenoid volume. Forward calorimeters extend the pseudorapidity ( $\eta$ ) coverage provided by the barrel and endcap detectors. Muons are detected in gas-ionisation chambers embedded in the steel flux-return yoke outside the solenoid. A more detailed description of the CMS detector, together with a definition of the coordinate system, can be found in Ref. [44]. Between the 2016 and 2017 data taking runs, the CMS pixel detector was upgraded with additional layers in the barrel and endcap regions of the CMS detector. Details about the changes can be found in Ref. [45].

Events of interest are selected using a two-tiered trigger system. The first level, composed of custom hardware pro-

processors, uses information from the calorimeters and muon detectors to select events at a rate of around 100 kHz within a fixed latency of about  $4 \mu\text{s}$  [46]. The second level, known as the high-level trigger, consists of a farm of processors running a version of the full event reconstruction software optimised for fast processing, and reduces the event rate to around 1 kHz before data storage [47].

### 3 Data and simulated samples

The measurement is performed in the lepton+jets final state of  $t\bar{t}$  production. The event selection is based on the presence of a single lepton which uses the data selected by single-lepton triggers [46, 47]. Muon candidates are required to have  $p_T > 50 \text{ GeV}$  and  $|\eta| < 2.4$ , without any requirement on the isolation of the muon. In the electron channel, we use a combination of triggers. The first trigger requires electron candidates with  $|\eta| < 2.5$  that are isolated and have a minimum  $p_T$  of 27, 35, or 32 GeV for the years 2016, 2017, and 2018, respectively. A second trigger selects electron candidates with  $p_T > 120 \text{ GeV}$ , without an isolation requirement. In addition a single-photon trigger is used for selecting electrons without a track requirement. This trigger selects photon candidates with a minimum  $p_T$  of 175 GeV in 2016, and 200 GeV in 2017 and 2018. The photon trigger ensures a stable selection efficiency for electrons at high  $p_T$  because selection criteria applied to clusters in the ECAL are less strict than those used by the electron trigger. In the offline analysis, muons and electrons are selected with  $|\eta| < 2.4$  and  $p_T > 55 \text{ GeV}$ , ensuring that selected events are in the plateau region of the trigger efficiency. After this selection, the average efficiency of the muon trigger is 91, 90, and 91% for 2016, 2017, and 2018, respectively. The combination of the three electron and photon triggers provides high efficiency over the full range in  $p_T$  considered in this analysis, which is comparable to that obtained using the muon triggers. For lepton  $p_T < 120 \text{ GeV}$ , the top quark decay is less collimated and the b jet does not overlap with the lepton isolation cone. In this case, the event selection efficiency is greater than 90% for triggers with an isolation requirement. For  $p_T > 120 \text{ GeV}$ , the nonisolated electron trigger has an average efficiency of 95%, increasing to nearly 100% for  $p_T > 200 \text{ GeV}$ , where the high  $p_T$  efficiency is calculated in combination with the photon trigger. The total data set corresponds to an integrated luminosity of  $138 \text{ fb}^{-1}$ , with  $36.3 \text{ fb}^{-1}$  [48],  $41.5 \text{ fb}^{-1}$  [49], and  $59.7 \text{ fb}^{-1}$  [50] recorded in the years 2016, 2017, and 2018, respectively.

For each of the three years of data taking, the processes relevant for this analysis are simulated individually using a Monte Carlo (MC) simulation technique and they are normalised to the integrated luminosity of each year. The  $t\bar{t}$  process is simulated at NLO using the POWHEG v2 [51–56] gen-

erator with a top quark mass of 172.5 GeV. We adjust the total cross section to 831.8 pb, obtained from a prediction at next-to-NLO (NNLO) precision in QCD, including resummation of next-to-next-to-leading logarithmic soft gluon terms, using the computer program TOP++ 2.0 [57]. We simulate additional  $t\bar{t}$  samples with  $m_t = 169.5, 171.5, 173.5,$  and  $175.5 \text{ GeV}$ , which are used for studying the dependence of the measured cross section on the value of  $m_t$  used in simulation, and for the extraction of  $m_t$ . The background contribution from electroweak single t production is generated at NLO using POWHEG, and the W+jets background is generated at leading order (LO) using MADGRAPH5\_AMC@NLO v2.2.2 [58, 59]. The cross section for single t production in association with a W boson is adjusted to approximate NNLO calculations taken from Refs. [60, 61]. The single top quark s- and t-channel cross sections are adjusted to predictions at NLO precision obtained with HATHOR v2.1 [62]. Events from Drell–Yan (DY) production with additional jets are simulated at LO using MADGRAPH5\_AMC@NLO and normalised to the NLO cross section [63]. The production of two heavy gauge bosons with additional jets, and events in which jets are produced only through QCD interactions are simulated at LO using the PYTHIA event generator in version 8.212 [64] for the simulation of 2016 data and version 8.230 for 2017 and 2018. The diboson and QCD multijet samples are referred to as “other SM” backgrounds in the following. The NNPDF3.0 [65] parton distribution functions (PDFs) are used for 2016 simulations and the NNPDF3.1 [66] PDFs are used for 2017 and 2018 simulations.

In all processes, the hadronisation, parton showers, and multiple parton interactions are simulated with PYTHIA. In samples simulated with MADGRAPH5\_AMC@NLO, the matrix element calculation is matched to the parton showers using the FxFx [67] and MLM [68] algorithms for NLO and LO, respectively. In the simulation of 2016 data, PYTHIA 8.212 is used with the underlying event (UE) tune CUETP8M2T4 [69] for the simulation of  $t\bar{t}$  and single top quark production in the t channel. In this tune,  $\alpha_S^{\text{FSR}}(m_Z^2) = 0.1365$  is used for the simulation of FSR. All other simulated samples in 2016 use the CUETP8M1 [41, 70] tune. For the 2017 and 2018 data, PYTHIA 8.230 is used with the CP5 [69] tune. Here, a value of  $\alpha_S^{\text{FSR}}(m_Z^2) = 0.118$  is used. The detector response is simulated with the GEANT4 package [71, 72].

Additional inelastic pp collision events are simulated using PYTHIA and superimposed on simulated events to model the effect of additional pp collisions within the same or adjacent bunch crossings (pileup). We use a total inelastic cross section of 69.2 mb [73] to estimate the expected number of pp interactions per bunch crossing and correct the simulation to match the corresponding distribution to that observed in data.

## 4 Event reconstruction

The particle-flow (PF) algorithm [74] aims to reconstruct and identify each individual particle in an event, using an optimised combination of information from the various elements of the CMS detector. The candidate vertex with the largest sum of the square of the transverse momenta  $p_T^2$  of the physics objects is taken to be the leading primary pp interaction vertex. The physics objects are the jets, clustered using the anti- $k_T$  jet finding algorithm [75, 76] with a distance parameter of  $R = 0.4$  with tracks assigned to candidate vertices as inputs, and the associated missing transverse momentum, taken as the negative vector sum of the  $p_T$  of those jets. More details are given in Section 9.4.1 of Ref. [77].

Muons are reconstructed from tracks in the inner tracker and hits in the muon system using the PF algorithm. The muon momentum is obtained from the curvature of the corresponding track [78]. For electron reconstruction, clusters in the ECAL are connected to tracks in the inner tracker. The electron energy is determined by a combination of the electron momentum at the primary interaction vertex as determined by the tracker, the energy of the corresponding cluster in the ECAL, and the sum of all bremsstrahlung photons spatially compatible with originating from the electron track [79]. The energy of photons is directly obtained from the ECAL measurement [79]. Both muons and electrons have to pass tight quality criteria developed by the CMS Collaboration to ensure a proper reconstruction [78, 79]. The energy of charged hadrons is determined from a combination of their momentum measured in the tracker and the matching ECAL and HCAL energy deposits. Finally, the energy of neutral hadrons is obtained from the corresponding corrected ECAL and HCAL energy [74].

Jets are reconstructed from PF candidates using the anti- $k_T$  [75] or the XCone (eXclusive Cone) [80] algorithm as implemented in the FASTJET software package [76]. Two sets of anti- $k_T$  jets are obtained using distance parameters of  $R = 0.4$  (AK4 jets) and 0.8 (AK8 jets). In the jet clustering procedure, charged PF candidates are excluded if they are associated with pileup vertices. While AK4 jets are used mostly for the identification of b jets in this analysis, AK8 jets are used to study the influence of FSR on the jet substructure as described in Sect. 8. For the XCone jets, a specialized two-step clustering procedure [81] is used. Being an exclusive algorithm, XCone always returns a requested number of jets. This feature of the algorithm can be leveraged to efficiently reconstruct the boosted  $t\bar{t}$  final state. At first, the XCone algorithm is run finding exactly two large-radius jets with a distance parameter of  $R = 1.2$ . This step takes all PF candidates, after removing charged particles assigned to a pileup vertex, as an input and aims to reconstruct the two top quark decays of the  $t\bar{t}$  process in separate jets. As a second step, all PF candidates clustered into a large-radius XCone

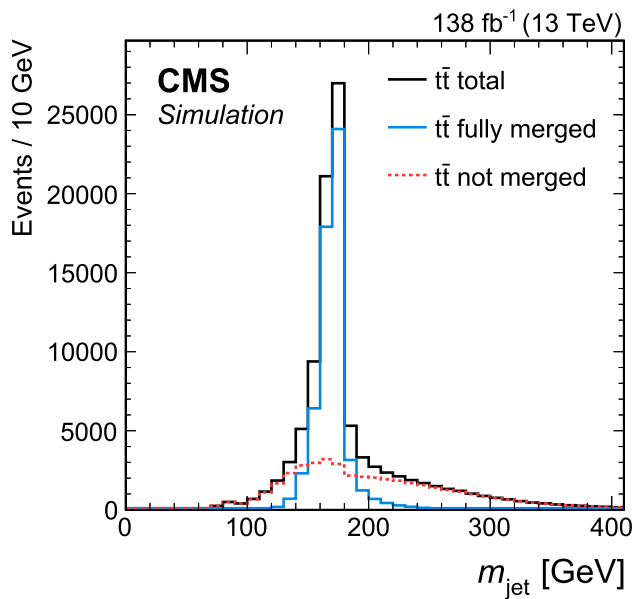
jet are input to the XCone algorithm again, which is now required to find three XCone subjets,  $N_{\text{sub}} = 3$ , with a distance parameter  $R_{\text{sub}} = 0.4$ . The second step aims to reconstruct the three-prong decay  $t \rightarrow bW \rightarrow b\bar{q}q'$  while minimising the effects of uncorrelated soft radiation or additional energy deposits from pileup. The final XCone jets are then defined as the sum of the four-momenta of their respective subjets. In this way, all particles not clustered into the three subjets are removed from the large-radius XCone jets, similar to the trimming algorithm [82]. The jet mass is calculated from the sum of the four-momenta of all particles clustered into the subjets. Since no lepton selection has been applied at this stage, the XCone reconstruction will also reconstruct  $t \rightarrow bW \rightarrow b\ell\nu_\ell$  with three subjets. We have verified that the difference from the more natural choice of two XCone subjets for the reconstruction of the leptonic decay does not significantly affect the identification of the leptonic XCone jet and the event reconstruction. The XCone jet with larger angular distance to the identified single lepton is selected as the measurement jet and is labelled “XCone jet” in the following. The XCone jet closer to the lepton is referred to as “second XCone jet”. Here, the angular distance between two objects is defined as  $\Delta R = \sqrt{(\Delta\eta)^2 + (\Delta\phi)^2}$ , where  $\phi$  is the azimuthal angle in radians. The four-momenta of identified leptons are subtracted from AK4 jets and XCone subjets if they are within  $\Delta R < 0.4$  of the respective (sub)jet.

Jet energy corrections (JECs) [38] derived for AK4 jets are applied to AK4 jets, as well as to XCone subjets in this analysis. These JECs include corrections for contributions from pileup, as derived for AK4 jets clustered after removing all charged particles assigned to a pileup vertex. Jet energies in simulated events are smeared to match the jet energy resolution (JER) observed in data. The XCone subjets are corrected with the same procedure as in Ref. [36], where an additional XCone correction is derived because of residual differences to AK4 jets. The correction is obtained from simulated samples of  $t\bar{t}$  in the all-jets channel and parametrised as a function of the XCone subjet  $p_T$  and  $|\eta|$ . The XCone jet mass is calibrated as described in Sect. 7. The JMS correction is applied to the four-momentum of the jet such that it changes only the mass but leaves the three-momentum unaltered.

## 5 Particle-level phase space

The measurement of  $m_{\text{jet}}$  is carried out at the particle level in the fiducial region defined below. The particle level is defined by the set of all stable particles, i.e. with a lifetime longer than  $10^{-8}$  s as provided by the event simulation. We develop an unfolding procedure to correct the data for detector and pileup effects. This procedure provides a measurement at the particle level.





**Fig. 1** Distribution in  $m_{\text{jet}}$  at the particle level after the selection of the fiducial region in the lepton+jets channel of  $t\bar{t}$ , simulated with POWHEG. The contributions from fully merged events (blue solid) and not merged events (red dashed) are displayed, as well as the sum of the two (black solid)

The fiducial region at the particle level is defined such that similar requirements can be used on data at the detector level, which helps to keep the corrections small in the unfolding step. In order to select the lepton+jets channel of the  $t\bar{t}$  process, exactly one prompt electron or muon with  $p_T > 60$  GeV originating from the decay of a W boson must be present. Decays to  $\tau$  leptons contribute a small background. They are not selected and are treated as background in this analysis. The two-step X Cone clustering procedure is performed similarly to the one at the reconstruction level, as explained in Sect. 4, with all stable particles except for neutrinos as input. Decays of boosted top quarks must have an X Cone jet with  $p_T > 400$  GeV. All three X Cone subjets have to satisfy  $p_T > 30$  GeV and  $|\eta| < 2.5$ . The requirement on  $|\eta|$  ensures that the X Cone jet is reconstructed within the geometric acceptance of the detector. The second X Cone jet has to have  $p_T > 10$  GeV after the lepton four-momentum has been subtracted. This requirement rejects pathological cases, where the second X Cone jet does not contain the b subjct from the t decay. We find that 6.7% of all events are rejected by this requirement. The X Cone-jet mass  $m_{\text{jet}}$  has to be larger than the invariant mass of the sum of the second X Cone jet and the selected lepton. Since the neutrino from the leptonic decay is not reconstructed, this requirement is always fulfilled if all decay products of the hadronic decay are reconstructed within the X Cone jet, referred to as “fully merged events”. This criterion helps to select fully merged decays without introducing a bias on the measure-

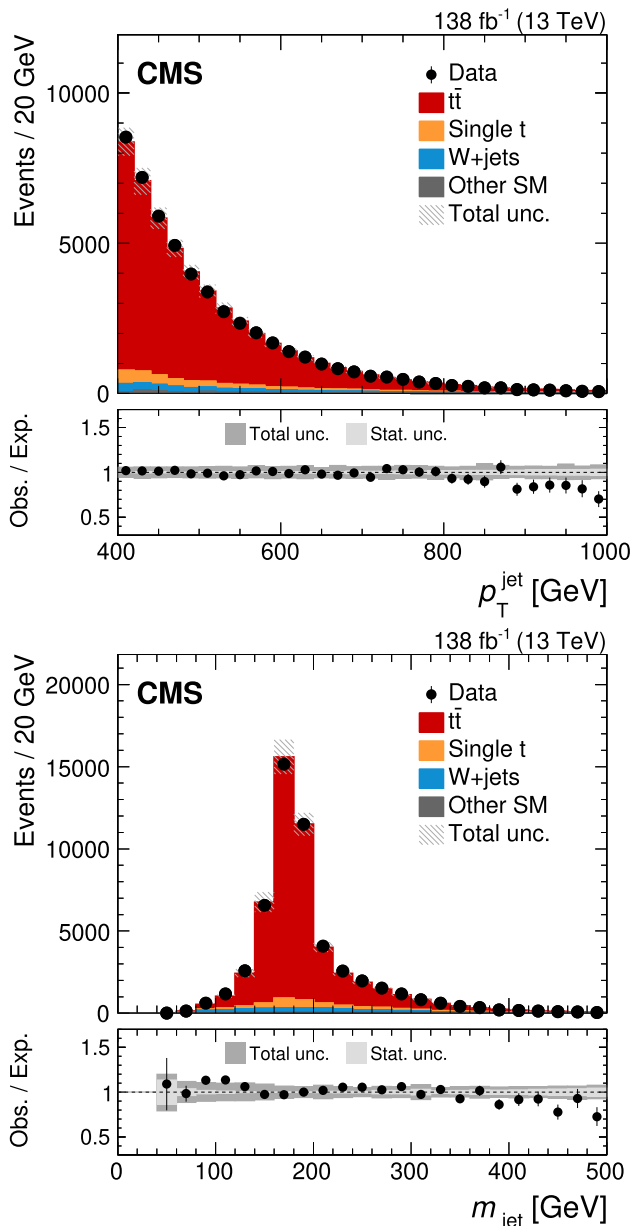
ment X Cone jet, which would be the case with additional requirements on its substructure. It removes about 32.6% of the  $t\bar{t}$  events at the particle level, where a large fraction of the removed events consists of not fully merged events. Figure 1 shows the distribution in  $m_{\text{jet}}$  at the particle level after the selection of the fiducial region. The distribution has a narrow peak, with the maximum close to  $m_t$ . Contributions from the UE and FSR lead to a shift of the peak towards higher values. In the peak region, the contribution of fully merged top quark decays is about 87%. Contributions from  $t\bar{t}$  events that are not fully merged dominate the regions to the left and right of the peak. Typically, in these events the top quark has only been partially reconstructed within the X Cone jet, or the X Cone jet originates from radiation not associated with the  $t\bar{t}$  system. With respect to the measurement at 8 TeV [35], which used Cambridge–Aachen jets [83,84] with  $R = 1.2$  and no grooming, the width of the distribution in the peak region is reduced by a factor of two. This improvement is achieved by the two-step X Cone clustering procedure which acts as a grooming algorithm [33], removing all particles in the X Cone jet not clustered into the three subjets.

## 6 Event selection

At the detector level, the event selection aims to include a similar phase space as selected at the particle level. Events must contain a single muon or single electron with  $p_T > 60$  GeV and  $|\eta| < 2.4$ . Leptons with  $55 < p_T < 60$  GeV and  $|\eta| < 2.4$  are used to construct a sideband region when unfolding the data, as described in Sect. 9. Electrons with  $p_T < 120$  GeV must pass an isolation requirement [79], where the isolation is defined as the  $p_T$  sum of charged hadrons and neutral particles in a cone with radius  $R = 0.3$  around the electron. The isolation variable is corrected to mitigate the contribution from pileup. Electron candidates with  $p_T > 120$  GeV and muons are rejected if there is an AK4 jet within  $\Delta R < 0.4$  and  $p_T^{\text{rel}} < 40$  GeV, where  $p_T^{\text{rel}}$  is the component of the lepton momentum orthogonal to the AK4-jet axis. The last criterion has high efficiency of selecting highly boosted  $t \rightarrow bW(\rightarrow \ell\nu_\ell)$  decays, where the lepton would not have passed an isolation requirement because of the angular proximity of the b jet, while rejecting QCD multijet events [85,86].

In order to suppress non- $t\bar{t}$  backgrounds, at least one AK4 jet is required to be b tagged using the DEEPJET algorithm [87,88]. The candidate b jets are required to have  $p_T > 30$  GeV and  $|\eta| < 2.4$ , and must pass a selection on the DEEPJET discriminator value corresponding to a misidentification rate of 0.1% for light-flavour quark and gluon jets, and an efficiency of 68%.

In addition, the magnitude of the negative vector sum of the transverse momenta of the PF candidates in an event [89],



**Fig. 2** Distributions in the reconstructed XConc jet  $p_T$  (upper) and  $m_{\text{jet}}$  (lower), after the full event selection. The vertical bars on the markers show the statistical uncertainty. The hatched regions show the total uncertainty in the simulation, including the statistical and experimental systematic uncertainties. The lower panels show the ratio of the data to the simulation. The uncertainty bands include the experimental systematic uncertainties and statistical uncertainties in the simulation. In the ratios, the statistical (light grey) and total (dark grey) uncertainties are shown separately

$p_T^{\text{miss}}$ , has to be larger than 50 GeV. The energy scale corrections applied to AK4 jets are propagated to  $p_T^{\text{miss}}$ . This requirement suppresses the contribution of multijet backgrounds from the production of light-flavour quarks and gluons.

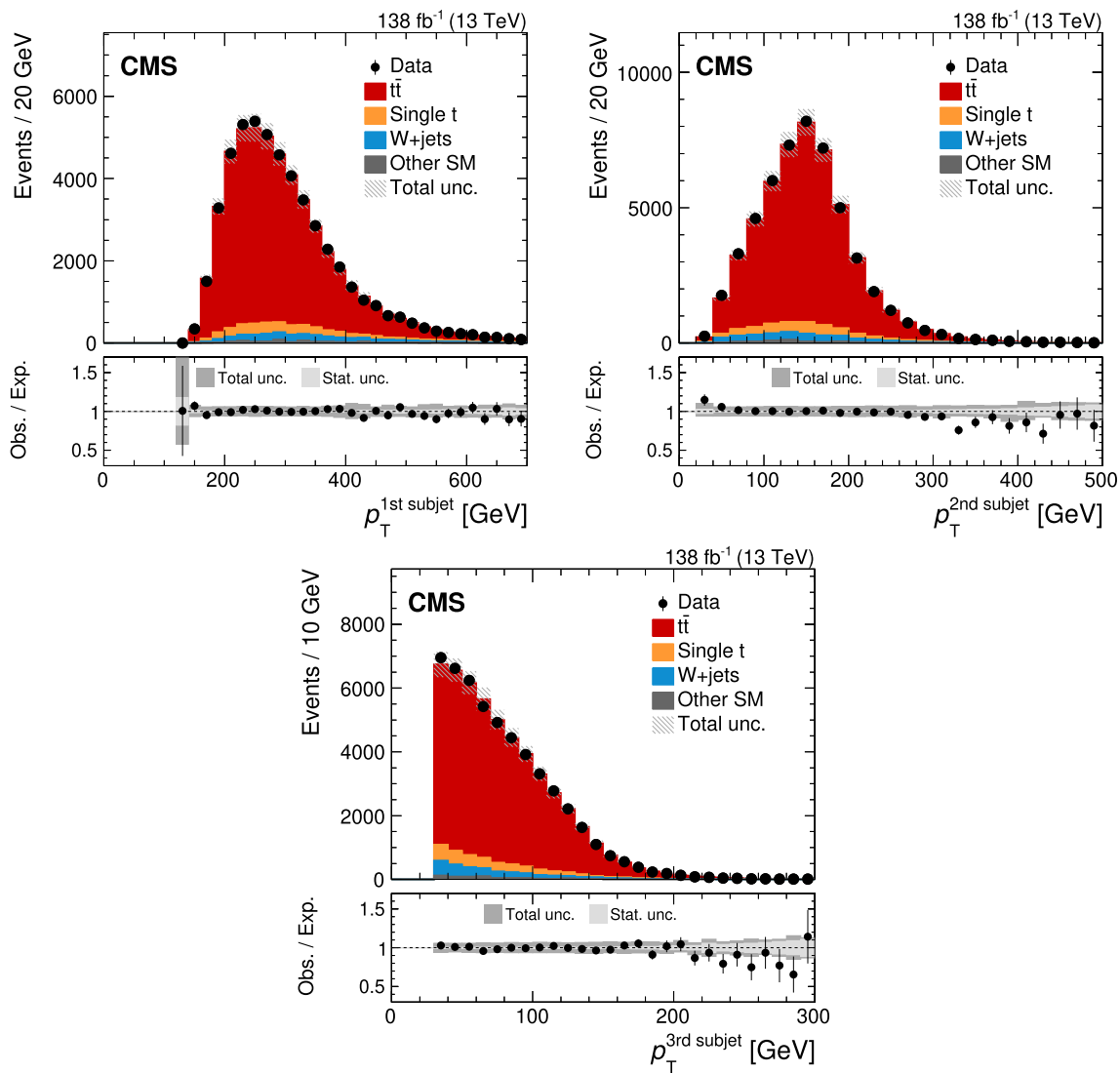
The XConc jet is required to have  $p_T > 400$  GeV and all three subjets must have  $p_T > 30$  GeV and  $|\eta| < 2.5$ . The second XConc jet has to have  $p_T > 10$  GeV and the invariant mass of the system containing the second XConc jet and the lepton must not surpass  $m_{\text{jet}}$ .

Figure 2 shows the XConc jet  $p_T$  (upper) and  $m_{\text{jet}}$  (lower) spectra at the detector level. Here, data from all three years and both lepton flavours are combined. For the sake of comparing the shapes of these distributions, the  $t\bar{t}$  simulation has been scaled down such that the number of simulated events matches the number of events observed in the data. The distribution in  $p_T$  shows the characteristic falling behaviour above the 400 GeV threshold, while the distribution in  $m_{\text{jet}}$  shows a narrow peak close to  $m_t$ . We find reasonable agreement between data and simulation in the  $p_T$  and  $m_{\text{jet}}$  distributions when we use the JECs, and the XConc and JMS corrections described in Sect. 7. For  $p_T$  above 900 GeV, we observe that the simulation predicts more events than observed in data, a feature which has been reported previously in differential  $t\bar{t}$  cross section measurements when comparing to NLO calculations [90–92]. Figure 3 shows the distributions in  $p_T$  of the XConc subjets. Because of the XConc-jet selection with  $p_T > 400$  GeV, the first subjet has a most probable  $p_T$  of about 250 GeV, and the second subjet has a value of about 150 GeV. The remaining subjet features a falling distribution, starting from the minimum value of 30 GeV.

## 7 Calibration of the jet mass scale

The experimental precision in the measurement of  $m_{\text{jet}}$  in boosted top quark decays is limited by the calibration of the jet four-momentum. In our previous analysis [36], the uncertainty in the JES was propagated to  $m_{\text{jet}}$  and resulted in the dominant experimental systematic uncertainty. In this article, we measure the JMS using the invariant mass of the two XConc subjets originating from the hadronic W boson decay. With this additional measurement, the uncertainty in the JES affects the jet three-momentum, while the uncertainty in the JMS affects  $m_{\text{jet}}$ . The JMS calibration is crucial for the improvement in the overall precision of this measurement.

For the JMS calibration, the same selection as for the measurement is applied. The W boson decay is reconstructed using two of the three XConc subjets from the XConc jet initiated by the hadronic top quark decay. We identify the XConc subjet originating from the fragmentation of the b quark using the DEEPJET algorithm on AK4 jets. First, the AK4 jet with the largest value of the DEEPJET b discriminant among those with angular distance  $\Delta R < 1.2$  to the XConc jet is selected. In a second step, the XConc subjet with the smallest  $\Delta R$  to the selected b-tagged AK4 jet is assigned to



**Fig. 3** Distributions in reconstructed  $p_T$  of the  $p_T$ -leading X Cone subject (upper left), second X Cone subject (upper right) and third X Cone subject (lower). The vertical bars on the markers show the statistical uncertainty. The hatched regions show the total uncertainty in the simulation, including the statistical and experimental systematic uncertainties. The

lower panels show the ratio of the data to the simulation. The uncertainty bands include the experimental systematic uncertainties and statistical uncertainties in the simulation. In the ratios, the statistical (light grey) and total (dark grey) uncertainties are shown separately

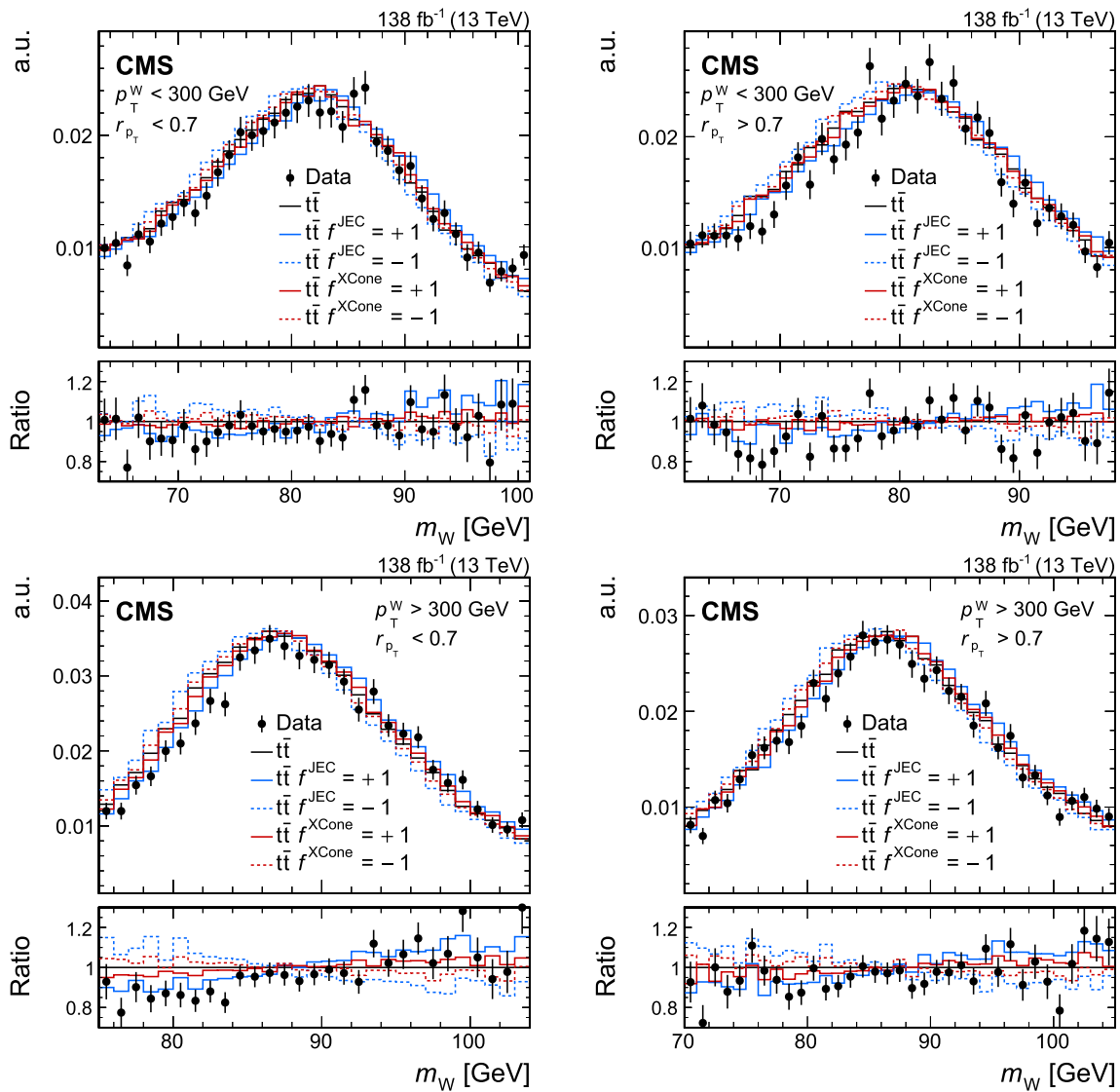
originate from the b quark. This X Cone subject is rejected, and the measurement of the JMS is performed using the invariant mass of the other two X Cone subjects. Data from the two lepton flavours and three different years are combined for the JMS calibration.

The JMS in simulation is adjusted by introducing two factors,  $f^{\text{JEC}}$  and  $f^{\text{XCone}}$ , that vary the jet energy scale in the AK4 JECs and the additional X Cone-jet corrections, respectively. The factors are constructed such that values of 0, +1 and -1 represent the nominal correction, and the up and down shifts by one standard deviation, respectively. With these two factors, the squared X Cone jet mass becomes

$$m_{\text{jet}}^2 = \left( \sum_{i=1}^3 p_i \left( c_{\text{JEC}}(p_{T,i}, \eta_i) + f^{\text{JEC}} \sigma_{\text{JEC}}(p_{T,i}, \eta_i) \right) \times \left( c_{\text{XC}}(p_{T,i}, \eta_i) + f^{\text{XCone}} \sigma_{\text{XC}}(p_{T,i}, \eta_i) \right) \right)^2, \quad (1)$$

where  $p_i$  are the three subjet four-momenta before the application of the JEC and X Cone corrections,  $c_{\text{JEC}}(p_{T,i}, \eta_i)$  and  $c_{\text{XC}}(p_{T,i}, \eta_i)$  denote the JEC and X Cone corrections, respectively, and  $\sigma_{\text{JEC}}(p_{T,i}, \eta_i)$  and  $\sigma_{\text{XC}}(p_{T,i}, \eta_i)$  are the uncertainties in these corrections. The JES and X Cone corrections and the corresponding uncertainties depend on the  $p_T$  and  $\eta$  of





**Fig. 4** Peak region of the reconstructed W boson mass in the four regions  $p_T^W < 300$  GeV and  $r_{p_T} < 0.7$  (upper left),  $p_T^W < 300$  GeV and  $r_{p_T} > 0.7$  (upper right),  $p_T^W > 300$  GeV and  $r_{p_T} < 0.7$  (lower left), and  $p_T^W > 300$  GeV and  $r_{p_T} > 0.7$  (lower right). The background-

subtracted data and the  $t\bar{t}$  simulation are normalised to unit area. For illustration, the  $t\bar{t}$  simulation is also shown with the JEC and XCone correction factors varied by one standard deviation. The lower panels show the ratios to the nominal  $t\bar{t}$  simulation

the uncorrected subjet four-momentum. The additional corrections proportional to  $f^{JEC}$  and  $f^{XCone}$  allow  $m_{jet}$  to float, while retaining the shape and functional form of the JEC and XCone uncertainties in  $p_T$  and  $\eta$ . This JMS correction is constructed to change only the XCone jet mass but not the three-momentum that is calibrated with established methods. The decoupling of the JMS correction from the three-momentum calibration allows the JMS correction to target effects which change only the jet mass and not the three-momentum, like splitting and merging of calorimeter clusters.

The measurement is performed in four regions that are defined in the two-dimensional plane of the  $p_T$  of the recon-

structed W boson,  $p_T^W$ , and the ratio  $r_{p_T} = p_T^{s1}/p_T^W$ , defined as the ratio of the  $p_T$  carried by the highest  $p_T$  XCone subjet  $s_1$  to  $p_T^W$ . These regions are constructed to reduce correlations between  $f^{JEC}$  and  $f^{XCone}$ , because these factors can cancel each other in an inclusive measurement of the JMS. We find an improvement by a factor of 1.6 in the obtained precision of  $f^{JEC}$  and  $f^{XCone}$  when using these four regions, compared to a calibration using the inclusive  $m_W$  distribution. Because of the different size of  $\sigma_{JEC}(p_T, \eta)$  and  $\sigma_{XCone}(p_T, \eta)$  in subjet  $p_T$  and  $\eta$ , the effects of  $f^{JEC}$  and  $f^{XCone}$  are different in the four regions defined by  $p_T^W$  and  $r_{p_T}$ , such that these two factors can be determined simultaneously. Figure 4

shows the four distributions in the reconstructed W boson mass  $m_W$  in the vicinity of their peaks in the four regions, defined by  $p_T^W$  larger or smaller than 300 GeV and  $r_{pT}$  larger or smaller than 0.7. We consider only regions around the peak position with bins populated by more than 100 events in the background-subtracted data for a bin width of 1 GeV. This requirement leads to the following  $m_W$  ranges in the four regions: 70–105 GeV for  $p_T^W > 300$  GeV and  $r_{pT} > 0.7$ ; 75–104 GeV for  $p_T^W > 300$  GeV and  $r_{pT} < 0.7$ ; 62–98 GeV for  $p_T^W < 300$  GeV and  $r_{pT} > 0.7$ ; and 63–101 GeV for  $p_T^W < 300$  GeV and  $r_{pT} < 0.7$ . These ranges are used to exclude tails in the  $m_W$  distributions, which originate from a wrong assignment of subjects to the reconstructed W boson. In total, 138 bins are used in the JMS calibration. The distributions of background-subtracted data and  $t\bar{t}$  signal have been normalised to unit area and are given in arbitrary units (a.u.), such that only shapes are considered and the total yield does not affect the measurement. The  $t\bar{t}$  simulation is shown for the different variations in the jet corrections, parametrised by  $f^{JEC}$  and  $f^{XCone}$ . The peak in  $m_W$  is shifted in the four regions by 0.42–0.61 GeV and by 0.17–0.25 GeV for the  $f^{JEC}$  and  $f^{XCone}$  variations, respectively.

In each bin  $i$  of the  $m_W$  distribution, a linear prediction  $g_i$  as a function of  $f^{JEC}$  and  $f^{XCone}$  is defined,

$$g_i(f^{JEC}, f^{XCone}) = a_i + b_i f^{JEC} + c_i f^{XCone}, \quad (2)$$

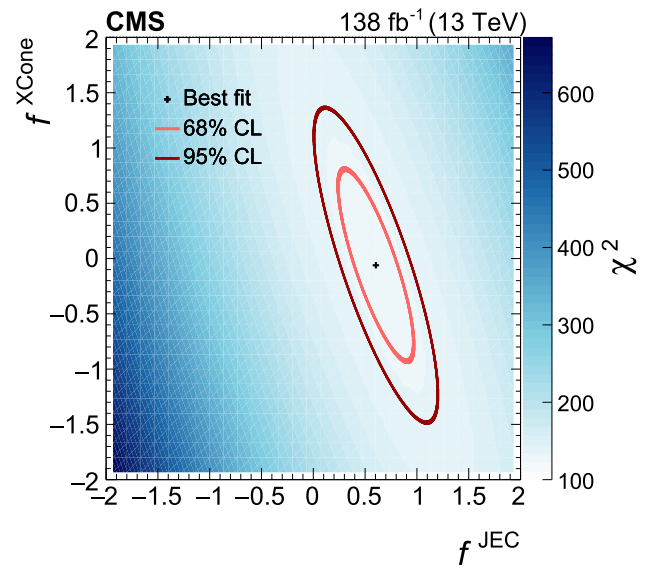
with the free parameters  $a_i$ ,  $b_i$ , and  $c_i$ . The free parameters are obtained from a fit to simulation in the  $f^{JEC}$ - $f^{XCone}$  plane in each bin  $i$ . We have verified that a linear fit in both factors describes the dependence of  $m_W$  on  $f^{JEC}$  and  $f^{XCone}$  sufficiently well, with a fit quality matching the expectation of statistical fluctuations only.

To verify that the statistical uncertainties in the simulation do not bias the result, we have performed a test where we increased the bin size in the four  $m_W$  distributions by a factor of three, to 3 GeV. This results in 47 bins and reduces the fluctuations in the four  $m_W$  distributions. We find that the linear parametrisations of Eq. (2) provide a good description of the variations in  $f^{JEC}$  and  $f^{XCone}$ . Performing the JMS calibration with these larger bins and reduced statistical uncertainties in  $g_i$  gives a similar result with respect to the nominal fit with 138 bins. The reduced information in the fit with 47 bins results in an increased correlation between  $f^{XCone}$  and  $f^{JEC}$  compared to the nominal fit.

The factors  $f^{JEC}$  and  $f^{XCone}$  are obtained from a fit to the data, where a two-dimensional  $\chi^2$  function is constructed,

$$\chi^2 = d^T V^{-1} d. \quad (3)$$

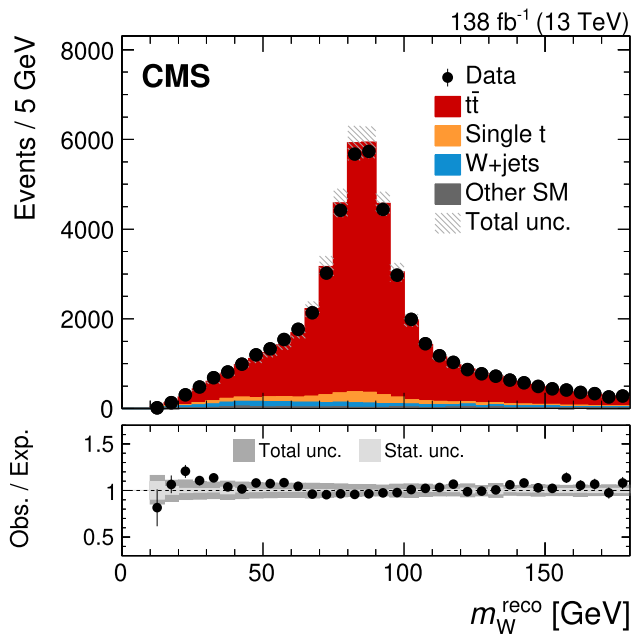
The vector  $d$  is built from the differences between the predictions  $g_i(f^{JEC}, f^{XCone})$  and the background-subtracted data in each bin  $i$  of all four regions in  $p_T^W$  and  $r_{pT}$ . The covariance matrix  $V$  includes the statistical uncertainty in data, also considering correlations from the normalisation to unit area, and



**Fig. 5** The two-dimensional  $\chi^2$  as a function of  $f^{JEC}$  and  $f^{XCone}$ , obtained from a comparison of background-subtracted data with the predictions from  $t\bar{t}$  production in the reconstructed  $m_W$  distributions. The minimum is indicated by a black cross, and the borders of the 68 and 95% CL intervals are shown by the light and dark red ellipses, respectively

the uncertainties in the functions  $g_i$  from the fit to simulation. The latter are estimated from the statistical uncertainty of the simulated  $t\bar{t}$  sample. We also include the leading systematic uncertainties, namely the JER uncertainty, modelling uncertainties from the  $t\bar{t}$  simulation, and uncertainties from the background subtraction. These uncertainties are treated as fully correlated across all bins as well as the four regions. We find that the statistical uncertainties are the dominant uncertainties in the calibration of the JMS, followed by the JER uncertainties. All other uncertainties are small in comparison.

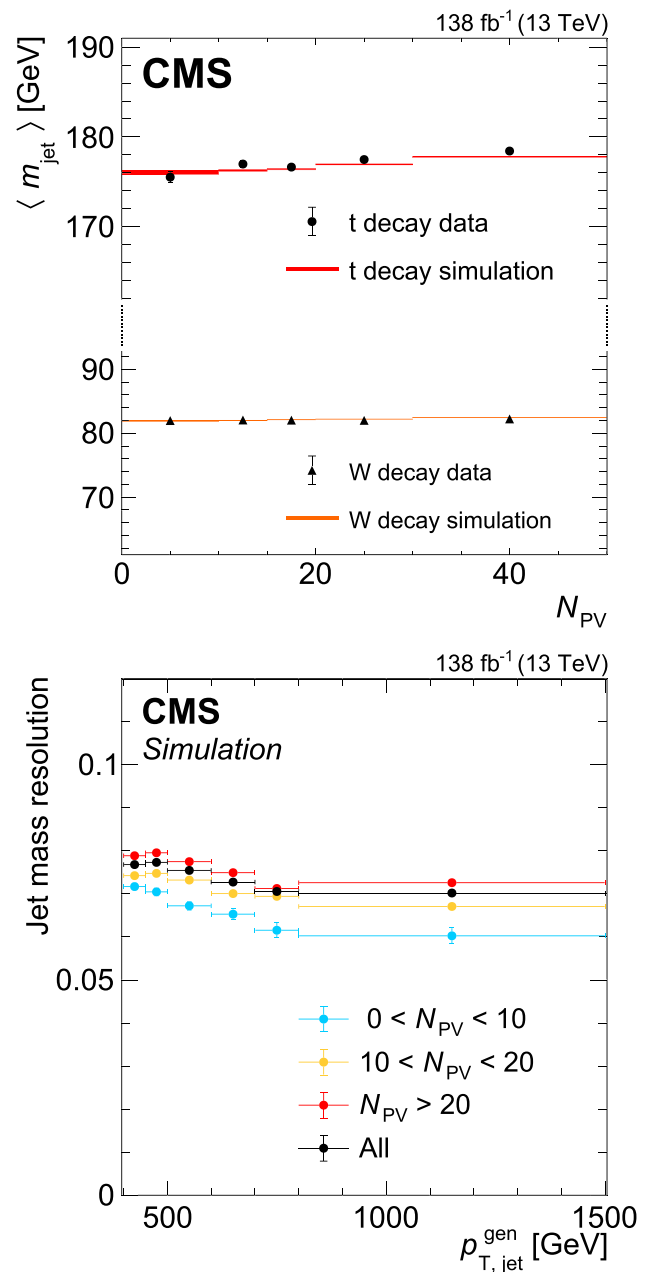
Figure 5 shows the evaluated two-dimensional  $\chi^2$ , as a function of  $f^{JEC}$  and  $f^{XCone}$ . The minimum of the  $\chi^2$  function lies within the one-standard deviation intervals of the correction factors. The global minimum has a value of  $\chi^2 = 130$  for 132 degrees of freedom. We find the best-fit values  $f^{JEC} = 0.60 \pm 0.24$  and  $f^{XCone} = -0.06 \pm 0.57$  with a linear correlation coefficient of  $-0.66$ . The JMS uncertainty obtained from the two-dimensional 68% confidence level (CL) interval is reduced compared to the variations of  $f^{JEC}$  and  $f^{XCone}$  in the intervals between  $-1$  and  $+1$ . In order to construct variations of one standard deviation in one dimension for the evaluation of systematic uncertainties, the endpoints of the minor axis are chosen. These result in the largest shift in the  $m_{jet}$  distribution, because along the minor axis both factors  $f^{JEC}$  and  $f^{XCone}$  shift the value of  $m_{jet}$  in the same direction. Changes of  $f^{JEC}$  and  $f^{XCone}$  along the major axis result in shifts in opposite directions, which cancel to a large part. The extracted value pairs in  $(f^{JEC}, f^{XCone})$ , with



**Fig. 6** Jet mass distribution of hadronic decays of the W boson, reconstructed from two X Cone subjets. The vertical bars on the markers show the statistical uncertainty. The hatched regions show the total uncertainty in the simulation, including the statistical and experimental systematic uncertainties. The lower panel shows the ratio of the data to the simulation. The uncertainty bands include the experimental systematic uncertainties and statistical uncertainties in the simulation. The statistical (light grey) and total (dark grey) uncertainties are shown separately in the ratio

the nominal value pair of (0.60,  $-0.06$ ), are (0.78, 0.01) and (0.42,  $-0.13$ ), which are used in the determination of systematic uncertainties. These pairs of values are referred to as JMS correction in the following, with the corresponding uncertainties. We have verified that variations of  $m_t$  in the  $t\bar{t}$  simulation do not alter this result. Additionally, we have tested that the results obtained from the electron and muon channels are compatible. The final results of the  $m_{\text{jet}}$  measurement agree within the uncertainties if the JMS calibration is carried out in the electron channel and applied to the muon channel, and vice versa.

Figure 6 shows the reconstructed  $m_W$  distribution after applying the JMS correction. The data are well described by the simulation over the full distribution in  $m_{\text{jet}}$ . The mean values of  $m_{\text{jet}}$  for the reconstructed top quark and W boson masses are shown as a function of the number of primary vertices in Fig. 7 (upper). The values for the top quark mass are obtained using all three X Cone subjets, while the W boson mass is calculated from the two subjets not matched to the b-tagged AK4 jet. The mean values of  $m_{\text{jet}}$  are larger than the parameters  $m_t$  and  $m_W$  used in the simulation by about 4 and 2 GeV, respectively, because of contributions from the UE and pileup interactions. The slope of the mean value of  $m_{\text{jet}}$  as a function of the number of pileup interactions is



**Fig. 7** Mean values of the  $m_{\text{jet}}$  distribution for t and W boson decays, as a function of the number of primary vertices  $N_{\text{PV}}$  (upper). Data (markers) are compared with  $t\bar{t}$  simulation (filled areas). The vertical bars and size of the filled areas show the statistical uncertainties in the calculation of the mean values. Jet mass resolution in simulation as a function of particle-level X Cone-jet  $p_T$ , given for different intervals in the number of primary vertices (lower). The vertical bars indicate the statistical uncertainties and the horizontal bars indicate the bin width

small, indicating that the X Cone reconstruction and calibration remove most of the contributions from pileup. The mean values and the slopes are well described by the simulation. The achieved resolution in  $m_{\text{jet}}$  is displayed in Fig. 7 (lower). We calculate the resolution as the width parameter of a Gaussian function, fitted to distributions in  $m_{\text{jet}}^{\text{rec}}/m_{\text{jet}}^{\text{gen}}$ , where  $m_{\text{jet}}^{\text{rec}}$

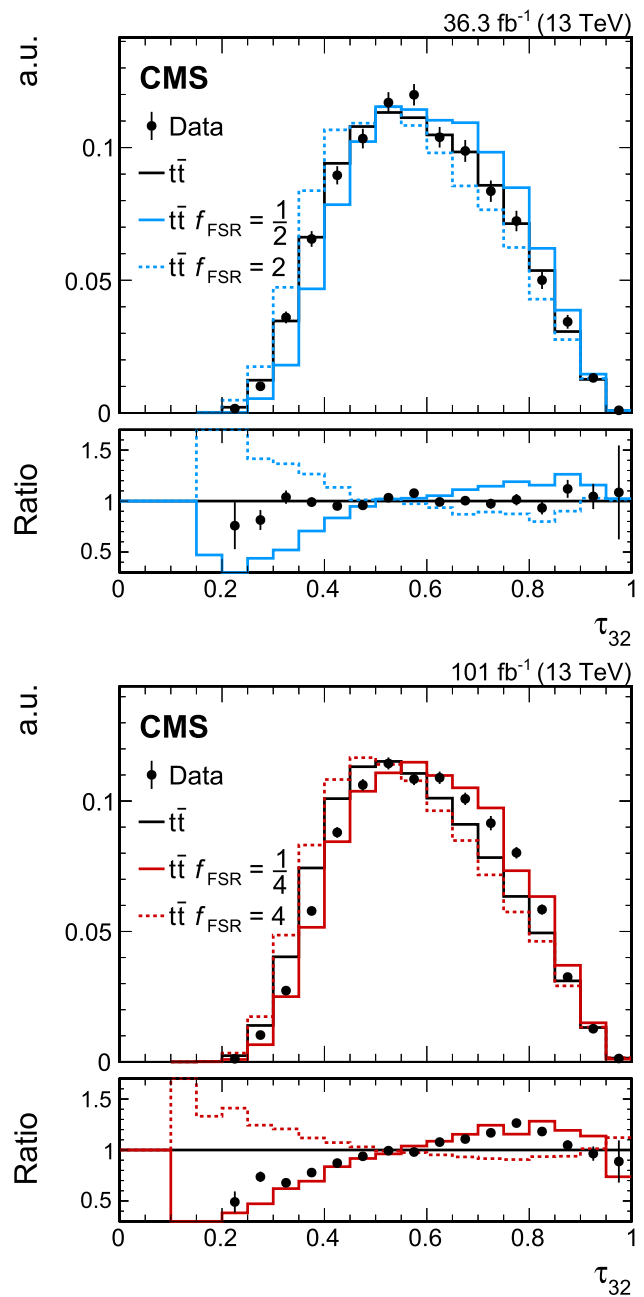
denotes the reconstructed value of  $m_{\text{jet}}$  at the detector level and  $m_{\text{jet}}^{\text{gen}}$  is the jet mass at the particle level. The achieved resolution is below 8% over the full range in  $p_T$ . For an inclusive selection in the number of primary vertices, the mass resolution improves from 7.7% at  $p_T = 400$  GeV to 7% for  $p_T > 800$  GeV. For a selection with less than 10 primary vertices, the resolution is about one percentage point better than for a selection with more than 20 primary vertices.

### 8 Studies of the final state radiation

The uncertainty in the modelling of FSR was the dominant model uncertainty in the previous  $m_{\text{jet}}$  measurement at 13 TeV [36]. There, the energy scale parameter  $\mu$ , which enters into the definition of the strong coupling  $\alpha_S^{\text{FSR}}(\mu^2)$ , was changed by factors of 0.5 and 2 in the FSR simulation to estimate this uncertainty. This is equivalent to changing the value of the effective strong coupling at the mass of the Z boson from  $\alpha_S^{\text{FSR}}(m_Z^2) = 0.1365$ , as used in the parton shower and UE event tune CUETP8M2T4 for the simulation of 2016 data, to values of 0.1556 and 0.1217, respectively. While the data are well described using the central value, we find that the large uncertainty variations do not describe the data in the fiducial region of this measurement. For the simulation of 2017 and 2018 data, the CP5 tune is used with  $\alpha_S^{\text{FSR}}(m_Z^2) = 0.118$ , which is not the optimal choice for the modelling of jet substructure observables in  $t\bar{t}$  production, where a larger value is preferred [69]. To remedy this situation, we perform a study of the FSR modelling and find the value of  $\alpha_S^{\text{FSR}}(m_Z^2)$  that fits the data best. The study is performed separately for the two samples with different tunes, namely for the year 2016, and for the combination of the years 2017 and 2018. The uncertainties in  $\alpha_S^{\text{FSR}}(m_Z^2)$  from this study are propagated to the FSR uncertainty in the  $m_{\text{jet}}$  measurement.

As a starting point, we modify the energy scale in the FSR simulation by a factor  $f_{\text{FSR}}$ . With this definition, the FSR modelling uncertainty as used in the previous measurement is obtained by setting  $f_{\text{FSR}} = 0.5$  and 2. The prediction becomes a function of  $f_{\text{FSR}}$ , which we use to determine the best fit value of  $f_{\text{FSR}}$  through a comparison of distributions between data and simulation in the  $N$ -subjettiness ratio  $\tau_{32} = \tau_3/\tau_2$  [39,40]. The distributions in  $\tau_{32}$  are sensitive to the angular distribution of the energy density inside jets and are thus well suited for determining  $f_{\text{FSR}}$ .

We use the same event selection as used for the  $m_{\text{jet}}$  measurement, described in Sect. 6. Instead of X Cone jets, we use AK8 jets to study the  $\tau_{32}$  distributions. These have a higher sensitivity to effects from FSR, because AK8 jets are obtained without jet grooming, unlike the X Cone jets clustered with the two-step procedure. The AK8 jet that is



**Fig. 8** The normalised distributions in  $\tau_{32}$  for AK8 jets with  $m_{\text{jet}} > 140$  GeV from the hadronic decay of boosted top quarks. Shown are distributions for 2016 (upper) and the combination of 2017 and 2018 (lower). The background-subtracted data are compared to  $t\bar{t}$  simulations with the UE tunes CUETP8M2T4 for 2016 and CP5 for the combination of 2017 and 2018, and different values of  $f_{\text{FSR}}$  are shown as well. The lower panels show the ratio to the  $t\bar{t}$  simulation with  $f_{\text{FSR}} = 1$

within  $\Delta R < 0.8$  of the X Cone jet is selected, provided it has  $m_{\text{jet}} > 140$  GeV. This requirement on  $m_{\text{jet}}$  ensures that only jets including all particles from the hadronic t decay are accepted.

Figure 8 shows the normalised distributions in  $\tau_{32}$  for 2016 (upper), and the combination of 2017 and 2018 (lower). In both cases, larger values of  $f_{\text{FSR}}$  shift the distributions to lower values in  $\tau_{32}$ , and smaller values of  $f_{\text{FSR}}$  lead to a larger average value of  $\tau_{32}$ . This is compatible with the expectation of less radiation for larger values of  $f_{\text{FSR}}$ , corresponding to smaller values of  $\alpha_{\text{S}}^{\text{FSR}}$ . Without additional radiation,  $\tau_{32}$  becomes small and compatible with a three-prong decay. If radiation is added to the jet, the value of  $\tau_3$  increases, and shifts the average  $\tau_{32}$  to larger values.

The sensitivity of the  $\tau_{32}$  distribution to FSR can be used to determine the value of  $f_{\text{FSR}}$  that is most compatible with the data. We construct predictions  $g_i(f_{\text{FSR}})$  in each bin  $i$  of the normalised  $\tau_{32}$  distributions,

$$g_i(f_{\text{FSR}}) = a_i + b_i \log f_{\text{FSR}}^{-2} + c_i f_{\text{FSR}}^{-2}, \quad (4)$$

with the free parameters  $a_i$ ,  $b_i$ , and  $c_i$ . The functional form of  $g_i$  is inspired by the logarithmic dependence of  $\alpha_{\text{S}}^{\text{FSR}}$  on the square of the modified energy scale  $(f_{\text{FSR}}\mu)^2$ . The values of the free parameters are determined in a fit to simulation, sampled at the points  $f_{\text{FSR}} \in \{\frac{1}{2}, 1, 2\}$  in 2016 and  $f_{\text{FSR}} \in \{\frac{1}{4}, \frac{1}{2}, \frac{1}{\sqrt{2}}, 1, \sqrt{2}, 2, 4\}$  in 2017 and 2018.

The compatibility with the data is tested with a  $\chi^2$  function, equivalent to the definition in Eq. (3). The vector of differences is built from the normalised background-subtracted data, and the predictions  $g_i(f_{\text{FSR}})$ . The uncertainties taken into account by the covariance matrix include statistical uncertainties from data with correlations from the normalisation, and systematic uncertainties in the JECs and in the predictions  $g_i(f_{\text{FSR}})$ . The latter are conservatively estimated by using the largest statistical uncertainty in a given bin  $i$  from any of the points obtained from the simulated samples with different values of  $f_{\text{FSR}}$ . This choice was made because the point with  $f_{\text{FSR}} = 4$  has the smallest statistical precision due to the presence of a large spread of weights in the simulation. The statistical uncertainty in data is the dominant uncertainty in this measurement.

The best fit value of  $f_{\text{FSR}}$  is obtained by minimising the  $\chi^2$  function. Uncertainties corresponding to one standard deviation are evaluated at  $\chi_{\text{min}}^2 + 1$ . We obtain the best fit values  $f_{\text{FSR}} = 0.97 \pm 0.07$  for 2016, and  $f_{\text{FSR}} = 0.33 \pm 0.02$  for the combined data of 2017 and 2018. The uncertainties in  $f_{\text{FSR}}$  take into account statistical and leading systematic sources, where the latter are dominated by changes of the modelling in simulation, as described in Sect. 10. The modelling uncertainties included are uncertainties in the initial state radiation (ISR), the colour reconnection model, the underlying event tune, and the matching between matrix element and the parton shower. Experimental uncertainties considered are uncertainties in the JECs, the additional XCone-jet corrections, and JMS. We have found that the  $\tau_{32}$  distributions obtained with different values of  $m_t$  are compatible within the statistical

precision of the simulated  $t\bar{t}$  samples, and therefore we do not consider changes of  $m_t$  in this study. We find that the statistical uncertainties from data and the limited size of the simulated samples constitute the largest source of uncertainty in the determination of  $f_{\text{FSR}}$ .

The best fit values of  $f_{\text{FSR}}$  can be translated to values of  $\alpha_{\text{S}}^{\text{FSR}}(m_Z^2)$ . This gives  $\alpha_{\text{S}}^{\text{FSR}}(m_Z^2) = 0.1373^{+0.0017}_{-0.0018}$  for 2016 and  $\alpha_{\text{S}}^{\text{FSR}}(m_Z^2) = 0.1416^{+0.0019}_{-0.0018}$  for the combination of 2017 and 2018, evaluated using five active flavours in the four-loop evolution of  $\alpha_{\text{S}}$  [93]. We note that these values do not represent a generally valid measurement of  $\alpha_{\text{S}}^{\text{FSR}}$ , which would need a different treatment of theory uncertainties from missing higher orders, but the results can be used to calibrate the two different tunes used for the  $t\bar{t}$  simulation with POWHEG+PYTHIA. In fact, the two values are compatible and much closer to each other than the values used in the CUETP8M2T4 and CP5 tunes. The uncertainty for 2016 is comparable to the one from the combination of 2017 and 2018, which constitutes a larger data set, because the latter is dominated by statistical uncertainties in the simulation originating from a large spread of weights used to obtain the samples with changes in  $f_{\text{FSR}}$ . The data are well described by the nominal simulation in 2016, but prefer a larger value of  $\alpha_{\text{S}}^{\text{FSR}}$  in the 2017 and 2018 simulations. We have checked that the 2017 and 2018 data are equally well or better described by the adjusted simulations with  $f_{\text{FSR}} = 0.33$  in all distributions relevant for this analysis. The change in the 2016 simulation is insubstantial, with changes in distributions that are consistent with the statistical uncertainties of the simulated  $t\bar{t}$  sample. We have verified that extracting  $f_{\text{FSR}}$  from different intervals in  $m_{\text{jet}}$  and  $p_{\text{T}}$  leads to compatible results, validating the calibration of the FSR modelling in the full fiducial region of this measurement.

## 9 Unfolding

The data are unfolded to the particle level using regularised unfolding as implemented in the TUNFOLD [94] framework. We have chosen the curvature regularisation condition, such that the second derivative of the unfolded result is regularised. This option introduces the smallest model dependencies in this measurement. The optimal regularisation strength is found by minimising the average global correlation coefficient in the output bins [95]. In addition to the measurement phase space defined in Sect. 6, five sideband regions are constructed by loosening the most important selection steps. These regions include events where the XCone jet has  $350 < p_{\text{T}} < 400$  GeV, the lepton has  $55 < p_{\text{T}} < 60$  GeV, at least one of the XCone subjects has  $10 < p_{\text{T}} < 30$  GeV,  $m_{\text{jet}}$  is less than the invariant mass of the sum of the second XCone jet and lepton, and the AK4 jet passes a b-tagging requirement



with a misidentification rate of 1%, but not the tight requirement with 0.1%. Additionally, the measurement region and the region with XCone jet  $350 < p_T < 400$  GeV are divided into bins of  $p_T$ . The two bins in the peak region of  $m_{\text{jet}}$  with bin boundaries at 152, 172 and 192 GeV are split into four bins in the unfolding, but merged afterwards to avoid large bin-to-bin correlations. The splitting into regions of  $p_T^{\text{jet}}$  and the subdivision of  $m_{\text{jet}}$  bins result in a reduced dependence on the modelling parameters in the  $t\bar{t}$  simulation and help to reduce the corresponding uncertainties. In addition, this procedure ensures that the most important migrations between the detector and particle levels into and out of the fiducial region of the measurement are included in the unfolding and not purely estimated from simulation. In total, the response matrix includes 200 bins at the detector level and 72 bins at the particle level.

We unfold the three years individually in order to check for a potential bias originating from the different tunes in the  $t\bar{t}$  simulation that is used to construct the response matrix. With the dedicated calibration of the FSR parameter in the simulation, all three years are compatible and agree within one standard deviation. We have also ensured that unfolding the electron and muon channels separately leads to a consistent result. For the final measurement, all data and simulated samples are combined before the unfolding.

## 10 Uncertainties

Several sources of statistical and systematic uncertainties are considered in the measurement of  $m_{\text{jet}}$ . These are split into four categories: statistical, experimental, model, and theory uncertainties.

Statistical uncertainties are defined as the uncertainties due to the finite statistical precision of the data. With respect to the previous measurement [36], the statistical precision is increased by including data from 2017 and 2018, which increases the size of the data set by a factor of almost four. The statistical uncertainties are propagated through the unfolding process using Gaussian error propagation.

Experimental uncertainties encompass uncertainties in correction factors that are connected to the calibration of physics objects. These include the JECs [38], JER, additional XCone-jet corrections, JMS, as well as the factors correcting for the efficiencies in the trigger selection [47], lepton identification [78, 79], and b tagging [96]. The JMS correction has been obtained by calibrating  $m_{\text{jet}}$  in the reconstructed  $m_W$ , which is dominated by XCone subjects originating from light-flavour quarks. To account for a possible difference in the detector response to XCone subjects originating from the fragmentation of b quarks, an additional flavour uncertainty [38] is applied to XCone subjects matched to AK4 b-tagged

jets (JMS b flavour uncertainty), where the matching is identical to the procedure outlined in Sect. 7. This JMS b flavour uncertainty is obtained from the response difference of b jets in PYTHIA and HERWIG [97, 98]. In addition, it is studied in a Z+b-jet sample where the b jet response can be studied in data [38]. The uncertainties in the reweighting of the pileup profile are considered. The experimental uncertainties are calculated by changing the corrections up and down by one standard deviation, and the difference with respect to the nominal response matrix is then propagated to the unfolded distribution. The uncertainty in the measurement of the integrated luminosity is estimated to be 1.6% [48–50] and is assigned to the unfolded distribution directly. Statistical uncertainties from the limited size of the simulated samples, denoted by “MC stat”, are included in the experimental uncertainties. The simulated samples for 2017 and 2018 increase the statistical precision of the unfolding compared to the previous measurement with 2016 data only, because of the higher statistical precision in the response matrix, which is obtained using simulated  $t\bar{t}$  events. Simulated background processes are used to estimate the amount of background events and are subtracted from data. The corresponding statistical uncertainties in the background samples are much smaller than the uncertainties in the cross sections of these processes, which are 19% for W+jets production, 23% for single top quark production and 100% for other SM backgrounds [99–104]. The statistical uncertainties from the limited size of the MC samples are found to be a factor of more than three smaller compared to the ones from data.

Model uncertainties arise from the choice of parameters in the event simulation. These parameters include the factorisation and renormalisation scales  $\mu_F$  and  $\mu_R$ , the top quark mass, the colour reconnection, the UE tune, and the choice of PDFs. Uncertainties in the parton shower are estimated by changing the energy scales for the ISR and the FSR, and varying the parameter that controls the matching between matrix element and parton shower ( $h_{\text{damp}}$ ) [69]. These variations cover all observed differences between data and simulation in distributions relevant for this measurement. The uncertainty in the fragmentation of the b quark has been estimated by changing its  $p_T$  distribution in the POWHEG+PYTHIA  $t\bar{t}$  simulation. It was found to have a negligible effect.

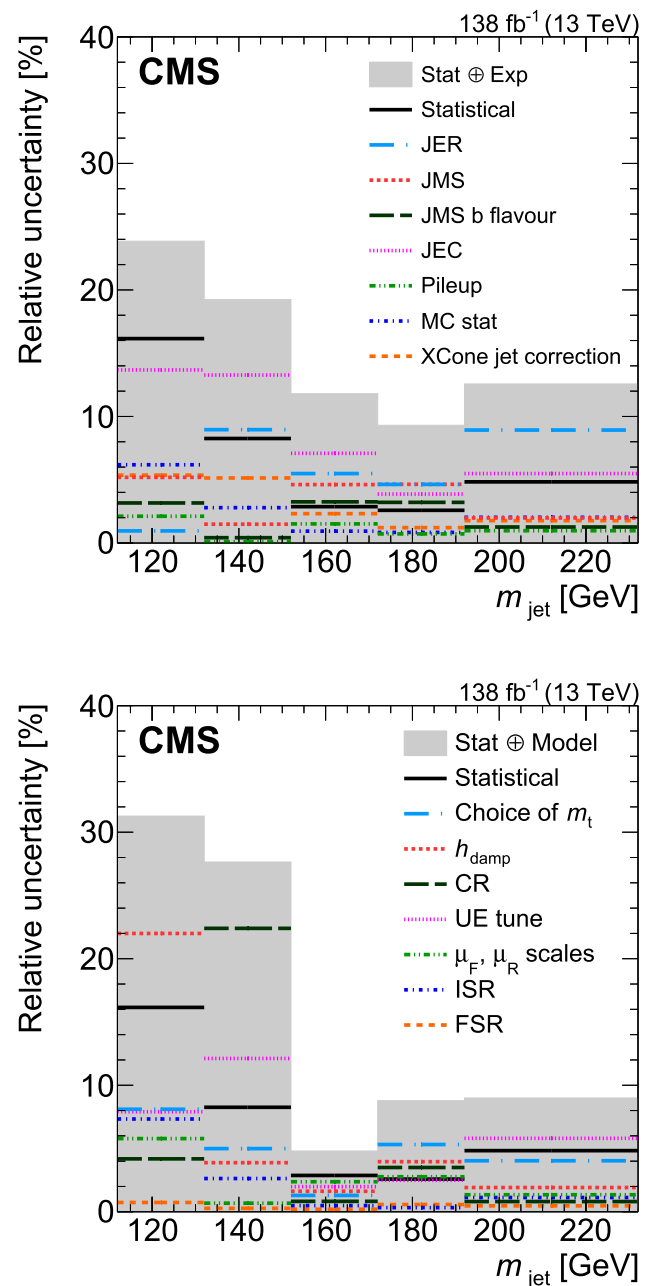
We do not consider an additional uncertainty from a comparison to an alternative parton shower simulation, as for example implemented in the HERWIG event generator. Simulated  $t\bar{t}$  events using POWHEG+HERWIG [97] version 7.1 with tune CH3 [105] do not describe the data as well as events produced with POWHEG+PYTHIA. Furthermore, an uncertainty derived from the difference between these simulations would result in an overestimation of the parton shower uncertainty and in a double counting of uncertainty sources. Instead, accounting for the different sources of parton shower uncertainties (ISR, FSR,  $h_{\text{damp}}$ ) provides a means to trace the rele-

vant modelling uncertainties for this measurement. All model parameters are varied within their uncertainties and the corresponding uncertainties in the  $m_{\text{jet}}$  measurement are estimated as described in the following.

The values of  $\mu_F$ ,  $\mu_R$ , and the ISR scales are varied by factors from 0.5 to 2. The parameter  $h_{\text{damp}}$  and the UE tune are varied within their uncertainties [69]. For  $\mu_F$  and  $\mu_R$ , there are eight possible combinations to vary the scales. We find that the simultaneous up and down variations of both scales have the largest effects. In order to estimate the uncertainty in the  $\mu_F$  and  $\mu_R$  scales, we thus only consider simultaneous shifts of  $\mu_F$  and  $\mu_R$ . In order to estimate the uncertainty in the colour reconnection model, three different models [106–108] are considered as variations. The uncertainty due to the choice of PDFs has been found to be negligible in the last measurements of  $m_{\text{jet}}$  [35, 36] because  $m_{\text{jet}}$  in fully merged top quark decays is sensitive to the decay of the top quark, but not to the dynamics of its production. Therefore, we do not follow the recommendation for estimating PDF uncertainties using different PDF sets [109], but we estimate the PDF uncertainty by using 100 variations of the NNPDF sets versions 3.0 [65] and 3.1 [66].

For all model variations, the simulated  $m_{\text{jet}}$  distribution at the detector level is unfolded to the particle level using the same setup as for data. Differences between the true distribution at the particle level and the unfolded simulation with model variations indicate a potential bias in the unfolding setup and are treated as uncertainties. For uncertainties in the ISR scale, the  $\mu_F$  and  $\mu_R$  scales, the  $h_{\text{damp}}$  parameter, and the UE tune the average bias of the up and down variations is calculated in each bin and taken as an uncertainty. In the case of the colour reconnection model, the impact of a change in the model is calculated by taking the difference in the mean of  $m_{\text{jet}}$  between the true distribution at the particle level and the unfolded distribution. The model with the largest difference is chosen, and we take the resulting bias as the uncertainty from the colour reconnection model.

The uncertainty due to the choice of  $m_t$  in the  $\bar{t}t$  simulation used to unfold the data is calculated using samples with different values of  $m_t$ . The difference between the unfolded distribution and the true particle-level distribution is parametrised in each bin of the unfolded distribution. We use a linear function with  $m_t$  as its argument to describe the difference. The parameters of this function are obtained using the  $\bar{t}t$  samples with  $m_t = 169.5, 171.5, 173.5,$  and  $175.5$  GeV. The uncertainty is then evaluated from the linear function at  $m_t = 172.5 \pm 1$  GeV. This procedure has the advantage of being less susceptible to statistical fluctuations in the individual samples, therefore resulting in a more reliable estimate of this uncertainty. The interval of  $\pm 1$  GeV has been found to be sufficient, because larger variations do not agree with the data at the detector level.



**Fig. 9** Relative experimental (upper) and model (lower) uncertainties in the measurement of  $m_{\text{jet}}$ . Various sources are displayed as coloured lines and compared to the total experimental or model uncertainty, respectively. The uncertainty sources are calculated as the square root of the diagonal entries from the respective covariance matrix, and do not include bin-to-bin correlations

We use the same method to calculate the uncertainty in the modelling of FSR. The simulated samples with different choices of  $f_{\text{FSR}}$  are unfolded, and the differences between the true distribution at the particle level and the unfolded distributions are parametrised as a function of  $f_{\text{FSR}}$  in each bin. The uncertainty is obtained by evaluating the parametrisation at the values obtained in the studies described in Sect. 8.

Figure 9 summarises the experimental and model uncertainties in the measurement of  $m_{\text{jet}}$ . The largest experimental uncertainties arise from the JES and JER corrections. In the  $m_{\text{jet}}$  peak region (the third and fourth bins) the largest sources of model uncertainties are from the UE tune, the  $h_{\text{damp}}$  parameter, and the choice of  $m_t$ . In the first two bins, the limited statistical precision of the samples with model variations, in combination with a smaller number of observed events than in the peak region, leads to statistical fluctuations in the estimation of model uncertainties. This results in large uncertainties from  $h_{\text{damp}}$  and the colour reconnection models in the first and second bins of the measurement, respectively. Because the sensitivity to  $m_t$  of the  $m_{\text{jet}}$  measurement comes from the peak region, these uncertainties have a minor effect on the determination of  $m_t$ .

When normalising the unfolded distribution, systematic uncertainties cancel fully or partially. For example, the uncertainty in the integrated luminosity cancels completely as it affects all bins by an equal amount. The uncertainty component in the JEC that changes only the three-vector predominantly changes the XCone jet  $p_T$ , and thus affects the selection efficiency of the measurement. This uncertainty cancels to a large part when normalising the measurement and becomes negligible. The uncertainties in the normalised measurement are summarized in Fig. 10. In the peak region, the dominant experimental uncertainties originate from JER and JMS corrections. The dominant model uncertainties are the same as for the absolute cross section measurement.

Theory uncertainties are those uncertainties that apply to predictions at the particle level. The scales for FSR, ISR, as well as  $\mu_F$  and  $\mu_R$ , are varied by factors of 0.5 and 2. The UE tune and the  $h_{\text{damp}}$  parameter are varied within their uncertainties. All three models of colour reconnection are used to calculate the corresponding uncertainty. For each source, the uncertainty in each bin is estimated by the largest difference to the nominal prediction at the particle level.

### 11 Results and determination of the top quark mass

The three different years, as well as the electron and muon channels, are combined before the unfolding, but are also processed individually to validate their consistency. Figure 11 (upper) shows the differential  $t\bar{t}$  cross section in the fiducial region as a function of  $m_{\text{jet}}$ , measured in data and compared to simulation. The  $t\bar{t}$  production cross section in the fiducial region is measured to be  $581 \pm 8$  (stat)  $\pm 46$  (exp)  $\pm 19$  (model) fb. This can be compared to the prediction from the POWHEG simulation,  $690 \pm 59$  fb. The smaller value of the measured cross section compared to the prediction from POWHEG at NLO has been observed in other analyses for top quark  $p_T > 400$  GeV [90–92], where NNLO calculations describe the shape of the top quark  $p_T$  distribution better.

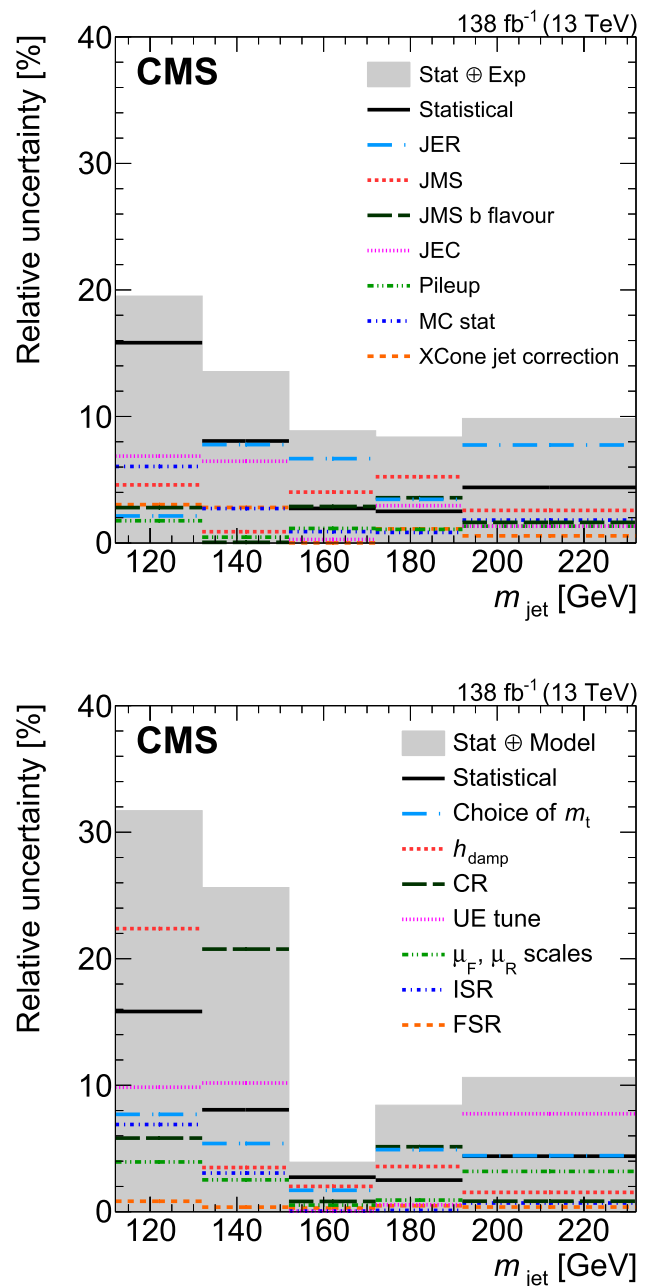
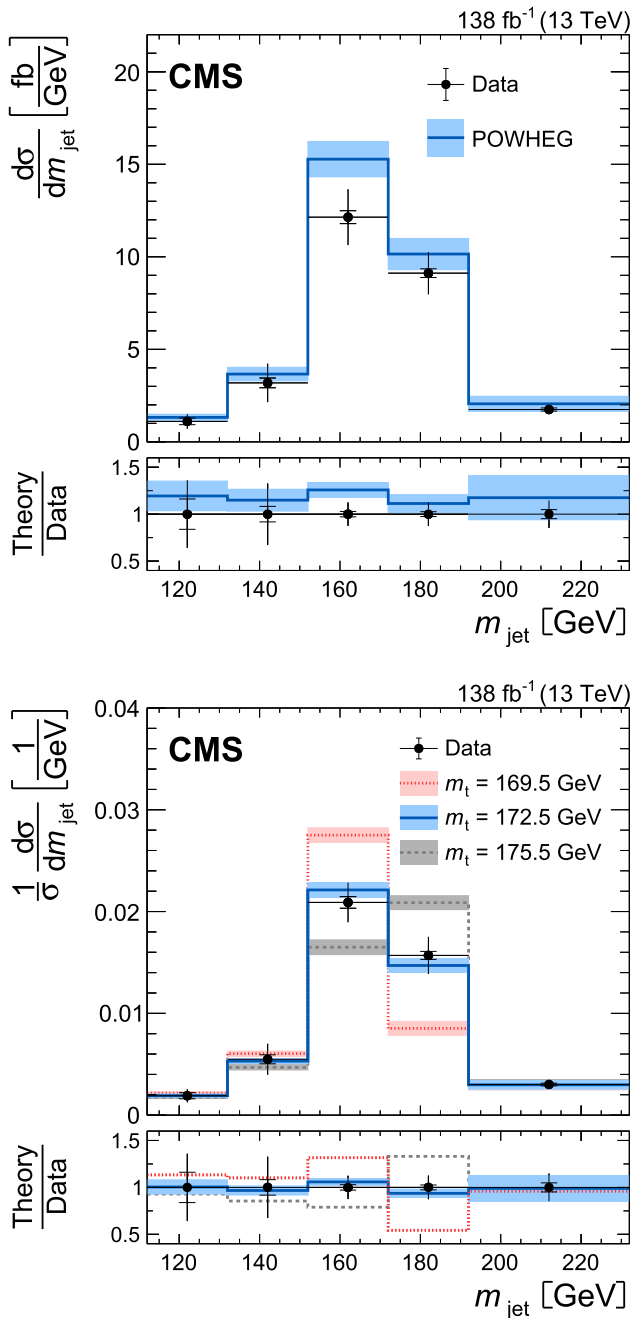


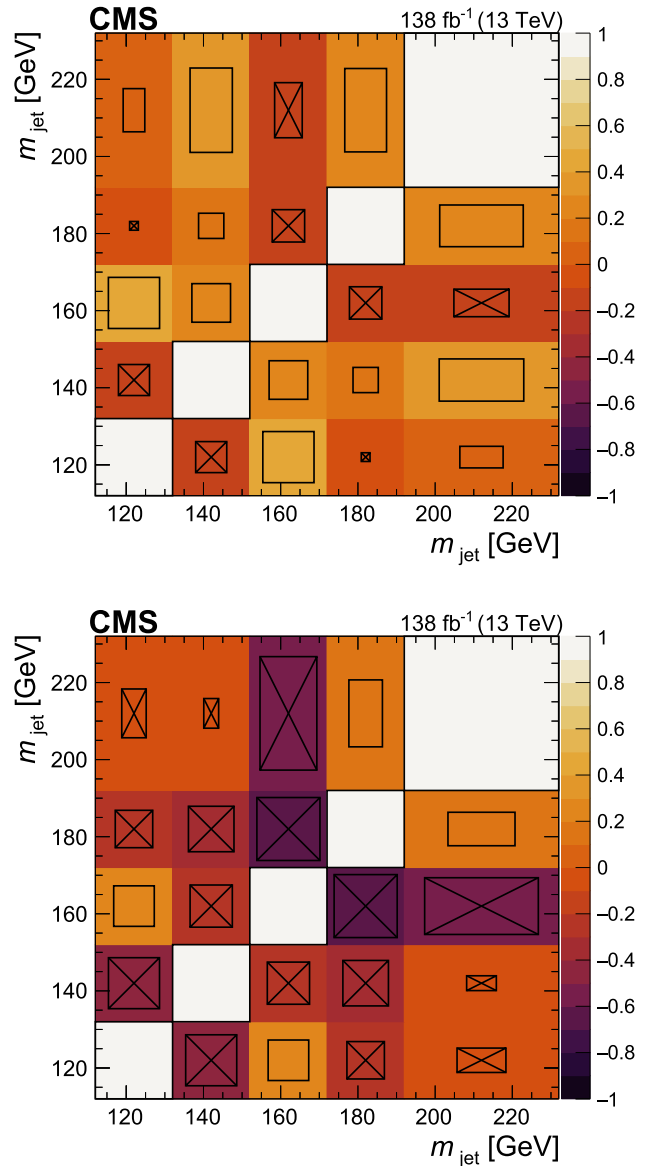
Fig. 10 Relative experimental (upper) and model (lower) uncertainties after normalising the measurement to the total cross section. Various sources are displayed as coloured lines and compared to the total experimental or model uncertainty, respectively. The uncertainty sources are calculated as the square root of the diagonal entries from the respective covariance matrix, and do not include bin-to-bin correlations

We determine the value of  $m_t$  from the normalised differential  $t\bar{t}$  production cross section as a function of  $m_{\text{jet}}$ . This enables a measurement using the shape of the  $m_{\text{jet}}$  distribution without sensitivity to uncertainties in the normalisation. Figure 11 (lower) shows the normalised measurement compared to predictions from POWHEG with different values of  $m_t$ . In order to extract  $m_t$ , a fit is performed based



**Fig. 11** Differential  $t\bar{t}$  production cross section as a function of  $m_{jet}$  compared to predictions obtained with POWHEG: absolute (upper) and normalised (lower). For the normalised measurement, the data are compared to predictions with different  $m_t$ . The vertical bars represent the total uncertainties, and the statistical uncertainties are shown by short horizontal bars. The long horizontal bars reflect the bin widths. Theoretical uncertainties in the prediction are indicated by the bands. The lower panels show the ratio of the theoretical prediction to data

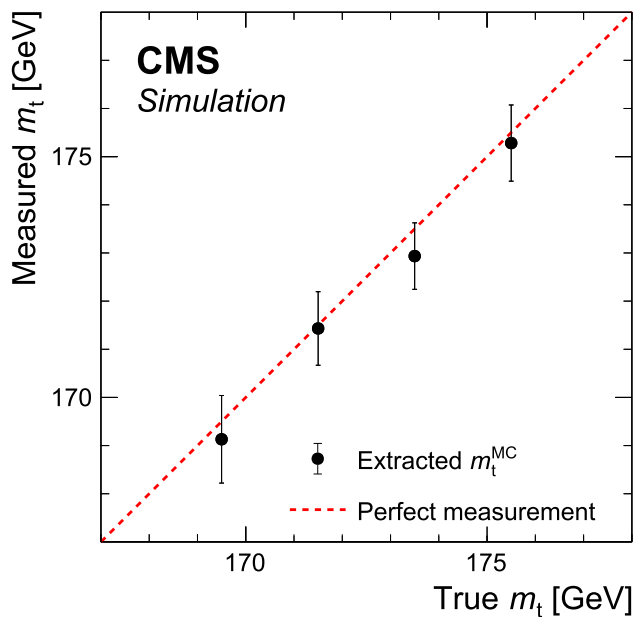
on  $\chi_m^2 = d_m^T V_m^{-1} d_m$ , where  $d_m$  is the vector of differences between the measured normalised differential cross section and the POWHEG simulation with different values of  $m_t$ . Four of the five bins in  $m_{jet}$  are used in the calculation of  $d_m$ ,



**Fig. 12** Correlations between the bins in the unfolding before (upper) and after (lower) normalising the distribution to the total cross section. Boxes with crosses indicate negative values of the correlation coefficient

because of the normalisation of the measurement. The covariance matrix  $V_m$  contains all statistical, experimental, model, and theory uncertainties. We use the Linear Template Fit [110] package to parametrise the cross section as a function of  $m_t$  and obtain the best fit value with the corresponding uncertainties analytically.

The bin-to-bin correlations in the measurement calculated from  $V_m$ , including statistical, experimental, and model contributions, are displayed in Fig. 12. Negative correlations between neighbouring bins originate from migrations at the detector level, which have been corrected for by the unfolding and result in anticorrelated statistical uncertainties. The



**Fig. 13** Extracted top quark mass from simulation compared to the true value. The vertical error bars show the total uncertainty in the extraction of  $m_t$

systematic variations that shift the peak of the  $m_{jet}$  distribution, for example the JMS, also contribute to the negative correlations.

In order to validate that the determination of  $m_t$  is unbiased, we perform the  $m_t$  measurement using simulated samples with various values of  $m_t$ . The obtained value of  $m_t$  is compared to the true value in Fig. 13. In this comparison, all extracted values agree with the respective true values of  $m_t$ , demonstrating the validity of the mass extraction.

Performing the extraction on collision data and considering all sources of uncertainties, we extract  $m_t$  using the POWHEG+PYTHIA simulation,

$$\begin{aligned}
 m_t &= 173.06 \pm 0.24 \text{ (stat)} \pm 0.61 \text{ (exp)} \\
 &\quad \pm 0.47 \text{ (model)} \pm 0.23 \text{ (theo)} \text{ GeV} \\
 &= 173.06 \pm 0.84 \text{ GeV.}
 \end{aligned}$$

With respect to the previous CMS measurement at 13 TeV [36], this corresponds to an improvement by more than a factor of three in terms of precision. This measurement from boosted top quark production has an uncertainty comparable with the most precise  $m_t$  extractions from fully resolved final states [9–15].

When unfolding the 2016, 2017 and 2018 data separately and extracting  $m_t$  from these three independent measurements, we find agreement between the extracted values of  $m_t$  to better than one standard deviation. All three values are compatible with the combined value to better than one half standard deviation. We find the same when unfolding the electron and muon channels separately.

**Table 1** Total and individual uncertainties in the extraction of  $m_t$  from the normalised differential cross section. The uncertainties are grouped into experimental, model, theory, and statistical uncertainties. Uncertainties from the choice of the PDF, b tagging, the luminosity measurement, and the lepton triggers, identification and reconstruction are smaller than 0.01 GeV and are not listed

Source	Uncertainty [GeV]
Jet energy resolution	0.38
Jet mass scale	0.37
Jet mass scale b flavour	0.26
MC stat	0.09
Pileup	0.08
Jet energy scale	0.07
Additional X Cone corrections	0.01
Backgrounds	0.01
Experimental total	0.61
Choice of $m_t$	0.41
Colour reconnection	0.17
$h_{damp}$	0.09
Underlying event tune	0.09
$\mu_F, \mu_R$ scales	0.08
ISR	0.02
FSR	0.02
Model total	0.47
Underlying event tune	0.13
FSR	0.11
$\mu_F, \mu_R$ scales	0.10
Colour reconnection	0.09
$h_{damp}$	0.04
ISR	0.04
Theory total	0.23
Statistical	0.24
Total	0.84

The individual sources of uncertainty and their impact on the mass extraction are detailed in Table 1. The dominant experimental uncertainties are connected to the calibration of the JER, the JMS calibration, and the JMS b flavour uncertainty, also visible in Fig. 10. The dominant modelling uncertainties arise from the choice of the  $m_t$  and  $h_{damp}$  parameters in the  $t\bar{t}$  simulation. Compared to the previous measurement, the dedicated measurement of the JMS leads to an uncertainty reduced by a factor of 5 in the jet calibration. By constraining the simulation of FSR with data, this previously dominant model uncertainty becomes small. The use of about four times the data, corresponding to an integrated luminosity of  $138 \text{ fb}^{-1}$ , leads to a reduction in the statistical uncertainty by a factor of 2.

The improvements described in this article result in a considerable gain in precision, allowing for a determination of  $m_t$  from  $t\bar{t}$  production at high  $p_T$  with an uncertainty com-



parable to the one achieved in measurements close to the  $t\bar{t}$  production threshold with fully resolved final state objects. The measurement also provides important information on the modelling of the jet mass in decays of boosted top quarks, which is the most important substructure variable for the identification of large-radius jets [111].

## 12 Conclusions

A measurement of the differential top quark pair ( $t\bar{t}$ ) production cross section as a function of the jet mass  $m_{\text{jet}}$  in hadronic decays of boosted top quarks has been presented. The normalised distribution in  $m_{\text{jet}}$  is sensitive to the top quark mass  $m_t$ , which is measured to be  $173.06 \pm 0.84$  GeV. This value is compatible with earlier precision measurements in fully resolved final states [11, 14, 15]. With respect to an earlier CMS analysis [36], the precision is improved by a factor of more than three. This has been achieved by a dedicated calibration of the jet mass scale, a study of the effects of final state radiation inside large-radius jets, and about 4 times more data. With these improvements, the uncertainty in the extraction of  $m_t$  at high top quark boosts becomes comparable to direct measurements close to the  $t\bar{t}$  production threshold. The sources of the leading systematic uncertainties are very different, highlighting the complementarity of this measurement. In addition, the study of boosted top quarks offers the possibility to directly compare the distribution in  $m_{\text{jet}}$  to analytic calculations [34]. When these calculations become available, the unfolded  $m_{\text{jet}}$  distribution can be used to measure the top quark pole mass directly. The precisely measured differential cross section as a function of  $m_{\text{jet}}$  represents an important step towards understanding and resolving the ambiguities between the top quark mass extracted from a direct reconstruction of  $m_t$ , and the top quark pole mass.

**Acknowledgements** We congratulate our colleagues in the CERN accelerator departments for the excellent performance of the LHC and thank the technical and administrative staffs at CERN and at other CMS institutes for their contributions to the success of the CMS effort. In addition, we gratefully acknowledge the computing centres and personnel of the Worldwide LHC Computing Grid and other centres for delivering so effectively the computing infrastructure essential to our analyses. Finally, we acknowledge the enduring support for the construction and operation of the LHC, the CMS detector, and the supporting computing infrastructure provided by the following funding agencies: BMBWF and FWF (Austria); FNRS and FWO (Belgium); CNPq, CAPES, FAPERJ, FAPERGS, and FAPESP (Brazil); MES and BNSF (Bulgaria); CERN; CAS, MoST, and NSFC (China); MINCIENCIAS (Colombia); MSES and CSF (Croatia); RIF (Cyprus); SENESCYT (Ecuador); MoER, ERC PUT and ERDF (Estonia); Academy of Finland, MEC, and HIP (Finland); CEA and CNRS/IN2P3 (France); BMBF, DFG, and HGF (Germany); GSRI (Greece); NKFIH (Hungary); DAE and DST (India); IPM (Iran); SFI (Ireland); INFN (Italy); MSIP and NRF (Republic of Korea); MES (Latvia); LAS (Lithuania); MOE and UM (Malaysia); BUAP, CINVESTAV, CONACYT, LNS, SEP, and UASLP-FAI (Mexico); MOS (Montenegro); MBIE (New

Zealand); PAEC (Pakistan); MES and NSC (Poland); FCT (Portugal); MESTD (Serbia); MCIN/AEI and PCTI (Spain); MOSTR (Sri Lanka); Swiss Funding Agencies (Switzerland); MST (Taipei); MHESI and NSTDA (Thailand); TUBITAK and TENMAK (Turkey); NASU (Ukraine); STFC (United Kingdom); DOE and NSF (USA). Individuals have received support from the Marie-Curie programme and the European Research Council and Horizon 2020 Grant, contract Nos. 675440, 724704, 752730, 758316, 765710, 824093, 884104, and COST Action CA16108 (European Union); the Leventis Foundation; the Alfred P. Sloan Foundation; the Alexander von Humboldt Foundation; the Belgian Federal Science Policy Office; the Fonds pour la Formation à la Recherche dans l'Industrie et dans l'Agriculture (FRIA-Belgium); the Agentschap voor Innovatie door Wetenschap en Technologie (IWT-Belgium); the F.R.S.-FNRS and FWO (Belgium) under the "Excellence of Science – EOS" – be.h project n. 30820817; the Beijing Municipal Science & Technology Commission, No. Z191100007219010; the Ministry of Education, Youth and Sports (MEYS) of the Czech Republic; the Hellenic Foundation for Research and Innovation (HFRI), Project Number 2288 (Greece); the Deutsche Forschungsgemeinschaft (DFG), under Germany's Excellence Strategy – EXC 2121 "Quantum Universe" – 390833306, and under project number 400140256 - GRK2497; the Hungarian Academy of Sciences, the New National Excellence Program - ÚNKP, the NKFIH research grants K 124845, K 124850, K 128713, K 128786, K 129058, K 131991, K 133046, K 138136, K 143460, K 143477, 2020–2.2.1-ED-2021-00181, and TKP2021-NKTA-64 (Hungary); the Council of Science and Industrial Research, India; the Latvian Council of Science; the Ministry of Education and Science, project no. 2022/WK/14, and the National Science Center, contracts Opus 2021/41/B/ST2/01369 and 2021/43/B/ST2/01552 (Poland); the Fundação para a Ciência e a Tecnologia, grant CEECIND/01334/2018 (Portugal); the National Priorities Research Program by Qatar National Research Fund; MCIN/AEI/10.13039/501100011033, ERDF "a way of making Europe", and the Programa Estatal de Fomento de la Investigación Científica y Técnica de Excelencia María de Maeztu, grant MDM-2017-0765 and Programa Severo Ochoa del Principado de Asturias (Spain); the Chulalongkorn Academic into Its 2nd Century Project Advancement Project, and the National Science, Research and Innovation Fund via the Program Management Unit for Human Resources & Institutional Development, Research and Innovation, grant B05F650021 (Thailand); the Kavli Foundation; the Nvidia Corporation; the SuperMicro Corporation; the Welch Foundation, contract C-1845; and the Weston Havens Foundation (USA).

**Data Availability Statement** This manuscript has no associated data or the data will not be deposited. [Authors' comment: Release and preservation of data used by the CMS Collaboration as the basis for publications is guided by the CMS policy as stated in [https://cms-docdb.cern.ch/cgi-bin/PublicDocDB/RetrieveFile?docid=6032&filename=CMSDataPolicyV1.2.pdf&version=2.1](https://cms-docdb.cern.ch/cgi-bin/PublicDocDB/RetrieveFile?docid=6032&filename=CMSDataPolicyV1.2.pdf&version=2.).]

## Declarations

**Conflict of interest** The authors declare that they have no conflict of interest.

**Open Access** This article is licensed under a Creative Commons Attribution 4.0 International License, which permits use, sharing, adaptation, distribution and reproduction in any medium or format, as long as you give appropriate credit to the original author(s) and the source, provide a link to the Creative Commons licence, and indicate if changes were made. The images or other third party material in this article are included in the article's Creative Commons licence, unless indicated otherwise in a credit line to the material. If material is not included in the article's Creative Commons licence and your intended

use is not permitted by statutory regulation or exceeds the permitted use, you will need to obtain permission directly from the copyright holder. To view a copy of this licence, visit <http://creativecommons.org/licenses/by/4.0/>.

Funded by SCOAP<sup>3</sup>. SCOAP<sup>3</sup> supports the goals of the International Year of Basic Sciences for Sustainable Development.

## References

- CDF Collaboration, Observation of top quark production in  $\bar{p}p$  collisions. Phys. Rev. Lett. **74**, 2626 (1995). <https://doi.org/10.1103/PhysRevLett.74.2626>. arXiv:hep-ex/9503002
- D0 Collaboration, Observation of the top quark. Phys. Rev. Lett. **74**, 2632 (1995). <https://doi.org/10.1103/PhysRevLett.74.2632>. arXiv:hep-ex/9503003
- ALEPH, CDF, D0, DELPHI, L3, OPAL, and SLD Collaborations, the LEP Electroweak Working Group, the Tevatron Electroweak Working Group, and the SLD Electroweak and Heavy Flavour Groups. Precision electroweak measurements and constraints on the standard model (2010). arXiv:1012.2367
- J. Haller et al., Update of the global electroweak fit and constraints on two-Higgs-doublet models. Eur. Phys. J. C **78**, 675 (2018). <https://doi.org/10.1140/epjc/s10052-018-6131-3>. arXiv:1803.01853
- Particle Data Group, P.A. Zyla et al., Review of particle physics. Prog. Theor. Exp. Phys. **2020** (2020) 083C01. <https://doi.org/10.1093/ptep/ptaa104>
- G. Degrossi et al., Higgs mass and vacuum stability in the standard model at NNLO. JHEP **08**, 098 (2012). [https://doi.org/10.1007/JHEP08\(2012\)098](https://doi.org/10.1007/JHEP08(2012)098). arXiv:1205.6497
- F. Bezrukov, M.Y. Kalmykov, B.A. Kniehl, M. Shaposhnikov, Higgs boson mass and new physics. JHEP **10**, 140 (2012). [https://doi.org/10.1007/JHEP10\(2012\)140](https://doi.org/10.1007/JHEP10(2012)140). arXiv:1205.2893
- A.V. Bednyakov, B.A. Kniehl, A.F. Pikelner, O.L. Veretin, Stability of the electroweak vacuum: Gauge independence and advanced precision. Phys. Rev. Lett. **115**, 201802 (2015). <https://doi.org/10.1103/PhysRevLett.115.201802>. arXiv:1507.08833
- ATLAS Collaboration, Measurement of the top quark mass in the  $t\bar{t} \rightarrow$  dilepton channel from  $\sqrt{s} = 8$  TeV ATLAS data. Phys. Lett. B **761**, 350 (2016). <https://doi.org/10.1016/j.physletb.2016.08.042>. arXiv:1606.02179
- ATLAS Collaboration, Top-quark mass measurement in the all-hadronic  $t\bar{t}$  decay channel at  $\sqrt{s} = 8$  TeV with the ATLAS detector. JHEP **09**, 118 (2017). [https://doi.org/10.1007/JHEP09\(2017\)118](https://doi.org/10.1007/JHEP09(2017)118). arXiv:1702.07546
- ATLAS Collaboration, Measurement of the top quark mass in the  $t\bar{t} \rightarrow$  lepton+jets channel from  $\sqrt{s} = 8$  TeV ATLAS data and combination with previous results. Eur. Phys. J. C **79**, 290 (2019). <https://doi.org/10.1140/epjc/s10052-019-6757-9>. arXiv:1810.01772
- CMS Collaboration, Measurement of the top quark mass using proton-proton data at  $\sqrt{s} = 7$  and 8 TeV. Phys. Rev. D **93**, 072004 (2016). <https://doi.org/10.1103/PhysRevD.93.072004>. arXiv:1509.04044
- CMS Collaboration, Measurement of the top quark mass in the dileptonic  $t\bar{t}$  decay channel using the mass observables  $M_{b\ell}$ ,  $M_{T2}$ , and  $M_{b\ell\nu}$  in pp collisions at  $\sqrt{s} = 8$  TeV. Phys. Rev. D **96**, 032002 (2017). <https://doi.org/10.1103/PhysRevD.96.032002>. arXiv:1704.06142
- CMS Collaboration, Measurement of the top quark mass with lepton+jets final states using pp collisions at  $\sqrt{s} = 13$  TeV. Eur. Phys. J. C **78**, 891 (2018). <https://doi.org/10.1140/epjc/s10052-018-6332-9>. arXiv:1805.01428
- CMS Collaboration, Measurement of the top quark mass in the all-jets final state at  $\sqrt{s} = 13$  TeV and combination with the lepton+jets channel. Eur. Phys. J. C **79**, 313 (2019). <https://doi.org/10.1140/epjc/s10052-019-6788-2>. arXiv:1812.10534
- A.H. Hoang et al., The MSR mass and the  $\mathcal{O}(\Lambda_{\text{qcd}})$  renormalon sum rule. JHEP **04**, 003 (2018). [https://doi.org/10.1007/JHEP04\(2018\)003](https://doi.org/10.1007/JHEP04(2018)003). arXiv:1704.01580
- A.H. Hoang, What is the top quark mass? Ann. Rev. Nucl. Part. Sci. **70**, 225 (2020). <https://doi.org/10.1146/annurev-nucl-101918-023530>. arXiv:2004.12915
- D0 Collaboration, Determination of the pole and  $\overline{MS}$  masses of the top quark from the  $t\bar{t}$  cross section. Phys. Lett. B **703**, 422 (2011). <https://doi.org/10.1016/j.physletb.2011.08.015>. arXiv:1104.2887
- D0 Collaboration, Measurement of the inclusive  $t\bar{t}$  production cross section in  $p\bar{p}$  collisions at  $\sqrt{s} = 1.96$  TeV and determination of the top quark pole mass. Phys. Rev. D **94**, 092004 (2016). <https://doi.org/10.1103/PhysRevD.94.092004>. arXiv:1605.06168
- ATLAS Collaboration, Measurement of the  $t\bar{t}$  production cross-section using  $e\mu$  events with b-tagged jets in pp collisions at  $\sqrt{s} = 7$  and 8 TeV with the ATLAS detector. Eur. Phys. J. C **74**, 3109 (2014). <https://doi.org/10.1140/epjc/s10052-014-3109-7>. arXiv:1406.5375. [Addendum: <https://doi.org/10.1140/epjc/s10052-016-4501-2>]
- ATLAS Collaboration, Measurement of lepton differential distributions and the top quark mass in  $t\bar{t}$  production in pp collisions at  $\sqrt{s} = 8$  TeV with the ATLAS detector. Eur. Phys. J. C **77**, 804 (2017). <https://doi.org/10.1140/epjc/s10052-017-5349-9>. arXiv:1709.09407
- ATLAS Collaboration, Measurement of the  $t\bar{t}$  production cross-section and lepton differential distributions in  $e\mu$  dilepton events from pp collisions at  $\sqrt{s} = 13$  TeV with the ATLAS detector. Eur. Phys. J. C **80**, 528 (2020). <https://doi.org/10.1140/epjc/s10052-020-7907-9>. arXiv:1910.08819
- CMS Collaboration, Determination of the top-quark pole mass and strong coupling constant from the  $t\bar{t}$  production cross section in pp collisions at  $\sqrt{s} = 7$  TeV. Phys. Lett. B **728**, 496 (2014). <https://doi.org/10.1016/j.physletb.2013.12.009>. arXiv:1307.1907. [Erratum: 10.1016/j.physletb.2014.08.040 ]
- CMS Collaboration, Measurement of the  $t\bar{t}$  production cross section in the  $e\mu$  channel in proton-proton collisions at  $\sqrt{s} = 7$  and 8 TeV. JHEP **08**, 029 (2016). [https://doi.org/10.1007/JHEP08\(2016\)029](https://doi.org/10.1007/JHEP08(2016)029). arXiv:1603.02303
- CMS Collaboration, Measurement of the  $t\bar{t}$  production cross section, the top quark mass, and the strong coupling constant using dilepton events in pp collisions at  $\sqrt{s} = 13$  TeV. Eur. Phys. J. C **79**, 368 (2019). <https://doi.org/10.1140/epjc/s10052-019-6863-8>. arXiv:1812.10505
- ATLAS Collaboration, Determination of the top-quark pole mass using  $t\bar{t}+1$ -jet events collected with the ATLAS experiment in 7 TeV pp collisions. JHEP **10**, 121 (2015). [https://doi.org/10.1007/JHEP10\(2015\)121](https://doi.org/10.1007/JHEP10(2015)121). arXiv:1507.01769
- ATLAS Collaboration, Measurement of lepton differential distributions and the top quark mass in  $t\bar{t}$  production in pp collisions at  $\sqrt{s} = 8$  TeV with the ATLAS detector. Eur. Phys. J. C **77**, 804 (2017). <https://doi.org/10.1140/epjc/s10052-017-5349-9>. arXiv:1709.09407
- ATLAS Collaboration, Measurement of the top-quark mass in  $t\bar{t}+1$ -jet events collected with the ATLAS detector in pp collisions at  $\sqrt{s} = 8$  TeV. JHEP **11**, 150 (2019). [https://doi.org/10.1007/JHEP11\(2019\)150](https://doi.org/10.1007/JHEP11(2019)150). arXiv:1905.02302
- CMS Collaboration, Measurement of the top quark pole mass using  $t\bar{t}$ +jet events in the dilepton final state in proton-proton collisions at  $\sqrt{s} = 13$  TeV (2022). arXiv:2207.02270 (Submitted to JHEP)

30. CMS Collaboration, Measurement of  $t\bar{t}$  normalised multi-differential cross sections in pp collisions at  $\sqrt{s} = 13$  TeV, and simultaneous determination of the strong coupling strength, top quark pole mass, and parton distribution functions. *Eur. Phys. J. C* **80**, 658 (2020). <https://doi.org/10.1140/epjc/s10052-020-7917-7>. arXiv:1904.05237
31. A.J. Larkoski, I. Moult, B. Nachman, Jet substructure at the Large Hadron Collider: a review of recent advances in theory and machine learning. *Phys. Rep.* **841**, 1 (2020). <https://doi.org/10.1016/j.physrep.2019.11.001>. arXiv:1709.04464
32. R. Kogler et al., Jet substructure at the large hadron collider. *Rev. Mod. Phys.* **91**, 045003 (2019). <https://doi.org/10.1103/RevModPhys.91.045003>. arXiv:1803.06991
33. R. Kogler, *Advances in jet substructure at the LHC: Algorithms, measurements and searches for new physical phenomena. Volume 284 of Springer Tracts Mod. Phys* (Springer, 2021). <https://doi.org/10.1007/978-3-030-72858-8> (ISBN 978-3-030-72857-1, 978-3-030-72858-8)
34. A.H. Hoang, S. Mantry, A. Pathak, I.W. Stewart, Extracting a short distance top mass with light grooming. *Phys. Rev. D* **100**, 074021 (2019). <https://doi.org/10.1103/PhysRevD.100.074021>. arXiv:1708.02586
35. CMS Collaboration, Measurement of the jet mass in highly boosted  $t\bar{t}$  events from pp collisions at  $\sqrt{s} = 8$  TeV. *Eur. Phys. J. C* **77**, 467 (2017). <https://doi.org/10.1140/epjc/s10052-017-5030-3>. arXiv:1703.06330
36. CMS Collaboration, Measurement of the jet mass distribution and top quark mass in hadronic decays of boosted top quarks in pp collisions at  $\sqrt{s} = 13$  TeV. *Phys. Rev. Lett.* **124**, 202001 (2020). <https://doi.org/10.1103/PhysRevLett.124.202001>. arXiv:1911.03800
37. CMS Collaboration, Determination of jet energy calibration and transverse momentum resolution in CMS. *JINST* **6**, P11002 (2011). <https://doi.org/10.1088/1748-0221/6/11/P11002>. arXiv:1107.4277
38. CMS Collaboration, Jet energy scale and resolution in the CMS experiment in pp collisions at 8 TeV. *JINST* **12**, P02014 (2017). <https://doi.org/10.1088/1748-0221/12/02/P02014>. arXiv:1607.03663
39. J. Thaler, K. Van Tilburg, Identifying boosted objects with  $N$ -subjettiness. *JHEP* **03**, 015 (2011). [https://doi.org/10.1007/JHEP03\(2011\)015](https://doi.org/10.1007/JHEP03(2011)015). arXiv:1011.2268
40. J. Thaler, K. Van Tilburg, Maximizing boosted top identification by minimizing  $N$ -subjettiness. *JHEP* **02**, 093 (2012). [https://doi.org/10.1007/JHEP02\(2012\)093](https://doi.org/10.1007/JHEP02(2012)093). arXiv:1108.2701
41. P. Skands, S. Carrazza, J. Rojo, Tuning PYTHIA 8.1: the Monash 2013 tune. *Eur. Phys. J. C* **74**, 3024 (2014). <https://doi.org/10.1140/epjc/s10052-014-3024-y>. arXiv:1404.5630
42. CMS Collaboration, Measurement of jet substructure observables in  $t\bar{t}$  events from proton-proton collisions at  $\sqrt{s} = 13$  TeV. *Phys. Rev. D* **98**, 092014 (2018). <https://doi.org/10.1103/PhysRevD.98.092014>. arXiv:1808.07340
43. HEPData record for this analysis (2022). <https://doi.org/10.17182/hepdata.130712>
44. CMS Collaboration, The CMS experiment at the CERN LHC. *JINST* **3**, S08004 (2008). <https://doi.org/10.1088/1748-0221/3/08/S08004>
45. Tracker Group of the CMS Collaboration, The CMS Phase-1 pixel detector upgrade. *JINST* **16**, P02027 (2021). <https://doi.org/10.1088/1748-0221/16/02/P02027>. arXiv:2012.14304
46. CMS Collaboration, Performance of the CMS Level-1 trigger in proton-proton collisions at  $\sqrt{s} = 13$  TeV. *JINST* **15**, P10017 (2020). <https://doi.org/10.1088/1748-0221/15/10/P10017>. arXiv:2006.10165
47. CMS Collaboration, The CMS trigger system. *JINST* **12**, P01020 (2017). <https://doi.org/10.1088/1748-0221/12/01/P01020>. arXiv:1609.02366
48. CMS Collaboration, Precision luminosity measurement in proton-proton collisions at  $\sqrt{s} = 13$  TeV in 2015 and 2016 at CMS. *Eur. Phys. J. C* **81**, 800 (2021). <https://doi.org/10.1140/epjc/s10052-021-09538-2>. arXiv:2104.01927
49. CMS Collaboration, CMS luminosity measurement for the 2017 data-taking period at  $\sqrt{s} = 13$  TeV. CMS Physics Analysis Summary CMS-PAS-LUM-17-004 (2018). <https://cds.cern.ch/record/2621960>
50. CMS Collaboration, CMS luminosity measurement for the 2018 data-taking period at  $\sqrt{s} = 13$  TeV. CMS Physics Analysis Summary CMS-PAS-LUM-18-002 (2019). <https://cds.cern.ch/record/2676164>
51. P. Nason, A new method for combining NLO QCD with shower Monte Carlo algorithms. *JHEP* **11**, 040 (2004). <https://doi.org/10.1088/1126-6708/2004/11/040>. arXiv:hep-ph/0409146
52. S. Frixione, P. Nason, C. Oleari, Matching NLO QCD computations with parton shower simulations: the POWHEG method. *JHEP* **11**, 070 (2007). <https://doi.org/10.1088/1126-6708/2007/11/070>. arXiv:0709.2092
53. S. Alioli, P. Nason, C. Oleari, E. Re, A general framework for implementing NLO calculations in shower Monte Carlo programs: the POWHEG BOX. *JHEP* **06**, 043 (2010). [https://doi.org/10.1007/JHEP06\(2010\)043](https://doi.org/10.1007/JHEP06(2010)043). arXiv:1002.2581
54. S. Frixione, P. Nason, G. Ridolfi, A positive-weight next-to-leading-order Monte Carlo for heavy flavour hadroproduction. *JHEP* **09**, 126 (2007). <https://doi.org/10.1088/1126-6708/2007/09/126>. arXiv:0707.3088
55. S. Alioli, P. Nason, C. Oleari, E. Re, NLO single-top production matched with shower in POWHEG:  $s$ - and  $t$ -channel contributions. *JHEP* **09**, 111 (2009). <https://doi.org/10.1088/1126-6708/2009/09/111>. (Erratum: 10.1007/JHEP02(2010)011). arXiv:0907.4076
56. E. Re, Single-top  $Wt$ -channel production matched with parton showers using the POWHEG method. *Eur. Phys. J. C* **71**, 1547 (2011). <https://doi.org/10.1140/epjc/s10052-011-1547-z>. arXiv:1009.2450
57. M. Czakon, A. Mitov, Top++: a program for the calculation of the top-pair cross-section at hadron colliders. *Comput. Phys. Commun.* **185**, 2930 (2014). <https://doi.org/10.1016/j.cpc.2014.06.021>. arXiv:1112.5675
58. J. Alwall et al., The automated computation of tree-level and next-to-leading order differential cross sections, and their matching to parton shower simulations. *JHEP* **07**, 079 (2014). [https://doi.org/10.1007/JHEP07\(2014\)079](https://doi.org/10.1007/JHEP07(2014)079). arXiv:1405.0301
59. S. Frixione, B.R. Webber, Matching NLO QCD computations and parton shower simulations. *JHEP* **06**, 029 (2002). <https://doi.org/10.1088/1126-6708/2002/06/029>. arXiv:hep-ph/0204244
60. N. Kidonakis, Two-loop soft anomalous dimensions for single top quark associated production with a  $W^-$  or  $H^-$ . *Phys. Rev. D* **82**, 054018 (2010). <https://doi.org/10.1103/PhysRevD.82.054018>. arXiv:1005.4451
61. N. Kidonakis, Top quark production, in *Helmholtz International Summer School on Physics of Heavy Quarks and Hadrons* (2013). <https://doi.org/10.3204/DESY-PROC-2013-03/Kidonakis>. arXiv:1311.0283
62. M. Aliev et al., HATHOR: HAdronic top and heavy quarks crOss section calculator. *Comput. Phys. Commun.* **182**, 1034 (2011). <https://doi.org/10.1016/j.cpc.2010.12.040>. arXiv:1007.1327
63. Y. Li, F. Petriello, Combining QCD and electroweak corrections to dilepton production in FEWZ. *Phys. Rev. D* **86**, 094034 (2012). <https://doi.org/10.1103/PhysRevD.86.094034>. arXiv:1208.5967




64. T. Sjöstrand et al., An introduction to PYTHIA 8.2. *Comput. Phys. Commun.* **191**, 159 (2015). <https://doi.org/10.1016/j.cpc.2015.01.024>. arXiv:1410.3012
65. NNPDF Collaboration, Parton distributions for the LHC Run II. *JHEP* **04**, 040 (2015). [https://doi.org/10.1007/JHEP04\(2015\)040](https://doi.org/10.1007/JHEP04(2015)040). arXiv:1410.8849
66. NNPDF Collaboration, Parton distributions from high-precision collider data. *Eur. Phys. J. C* **77**, 663 (2017). <https://doi.org/10.1140/epjc/s10052-017-5199-5>. arXiv:1706.00428
67. R. Frederix, S. Frixione, Merging meets matching in MC@NLO. *JHEP* **12**, 061 (2012). [https://doi.org/10.1007/JHEP12\(2012\)061](https://doi.org/10.1007/JHEP12(2012)061). arXiv:1209.6215
68. J. Alwall et al., Comparative study of various algorithms for the merging of parton showers and matrix elements in hadronic collisions. *Eur. Phys. J. C* **53**, 473 (2008). <https://doi.org/10.1140/epjc/s10052-007-0490-5>. arXiv:0706.2569
69. CMS Collaboration, Extraction and validation of a new set of CMS PYTHIA8 tunes from underlying-event measurements. *Eur. Phys. J. C* **80**, 4 (2020). <https://doi.org/10.1140/epjc/s10052-019-7499-4>. arXiv:1903.12179
70. CMS Collaboration, Event generator tunes obtained from underlying event and multiparton scattering measurements. *Eur. Phys. J. C* **76**, 155 (2016). <https://doi.org/10.1140/epjc/s10052-016-3988-x>. arXiv:1512.00815
71. GEANT4 Collaboration, Geant4: a simulation toolkit. *Nucl. Instrum. Methods A* **506**, 250 (2003). [https://doi.org/10.1016/S0168-9002\(03\)01368-8](https://doi.org/10.1016/S0168-9002(03)01368-8)
72. J. Allison et al., Geant4 developments and applications. *IEEE Trans. Nucl. Sci.* **53**, 270 (2006). <https://doi.org/10.1109/TNS.2006.869826>
73. CMS Collaboration, Measurement of the inelastic proton-proton cross section at  $\sqrt{s} = 13$  TeV. *JHEP* **07**, 161 (2018). [https://doi.org/10.1007/JHEP07\(2018\)161](https://doi.org/10.1007/JHEP07(2018)161). arXiv:1802.02613
74. CMS Collaboration, Particle-flow reconstruction and global event description with the CMS detector. *JINST* **12**, P10003 (2017). <https://doi.org/10.1088/1748-0221/12/10/P10003>. arXiv:1706.04965
75. M. Cacciari, G.P. Salam, G. Soyez, The anti- $k_T$  jet clustering algorithm. *JHEP* **04**, 063 (2008). <https://doi.org/10.1088/1126-6708/2008/04/063>. arXiv:0802.1189
76. M. Cacciari, G.P. Salam, G. Soyez, Fastjet user manual. *Eur. Phys. J. C* **72**, 1896 (2012). <https://doi.org/10.1140/epjc/s10052-012-1896-2>. arXiv:1111.6097
77. CMS Collaboration, Technical proposal for the Phase-II upgrade of the Compact Muon Solenoid. CMS Technical Proposal CERN-LHCC-2015-010, CMS-TDR-15-02 (2015). <http://cds.cern.ch/record/2020886>
78. CMS Collaboration, Performance of the CMS muon detector and muon reconstruction with proton-proton collisions at  $\sqrt{s} = 13$  TeV. *JINST* **13**, P06015 (2018). <https://doi.org/10.1088/1748-0221/13/06/P06015>. arXiv:1804.04528
79. CMS Collaboration, Electron and photon reconstruction and identification with the CMS experiment at the CERN LHC. *JINST* **16**, P05014 (2021). <https://doi.org/10.1088/1748-0221/16/05/P05014>. arXiv:2012.06888
80. I.W. Stewart et al., XCone:  $N$ -jettiness as an exclusive cone jet algorithm. *JHEP* **11**, 072 (2015). [https://doi.org/10.1007/JHEP11\(2015\)072](https://doi.org/10.1007/JHEP11(2015)072). arXiv:1508.01516
81. J. Thaler, T.F. Wilkason, Resolving boosted jets with XCone. *JHEP* **12**, 051 (2015). [https://doi.org/10.1007/JHEP12\(2015\)051](https://doi.org/10.1007/JHEP12(2015)051). arXiv:1508.01518
82. D. Krohn, J. Thaler, L.-T. Wang, Jet trimming. *JHEP* **02**, 084 (2010). [https://doi.org/10.1007/JHEP02\(2010\)084](https://doi.org/10.1007/JHEP02(2010)084). arXiv:0912.1342
83. Y.L. Dokshitzer, G.D. Leder, S. Moretti, B.R. Webber, Better jet clustering algorithms. *JHEP* **08**, 001 (1997). <https://doi.org/10.1088/1126-6708/1997/08/001>. arXiv:hep-ph/9707323
84. M. Wobisch, T. Wengler, Hadronization corrections to jet cross sections in deep-inelastic scattering. in Workshop on Monte Carlo generators for HERA physics. DESY, Hamburg, Germany (1998). arXiv:hep-ph/9907280. [https://inspirehep.net/record/484872/files/arXiv:hep-ph\\_9907280.pdf](https://inspirehep.net/record/484872/files/arXiv:hep-ph_9907280.pdf)
85. CMS Collaboration, Search for resonant  $t\bar{t}$  production in proton-proton collisions at  $\sqrt{s} = 13$  TeV. *JHEP* **04**, 031 (2019). [https://doi.org/10.1007/JHEP04\(2019\)031](https://doi.org/10.1007/JHEP04(2019)031). arXiv:1810.05905
86. CMS Collaboration, Search for a heavy resonance decaying to a top quark and a vector-like top quark in the lepton+jets final state in pp collisions at  $\sqrt{s} = 13$  TeV. *Eur. Phys. J. C* **79**, 208 (2019). <https://doi.org/10.1140/epjc/s10052-019-6688-5>. arXiv:1812.06489
87. CMS Collaboration, Performance of b tagging algorithms in proton-proton collisions at 13 TeV with Phase 1 CMS detector. CMS Detector Performance Note CMS-DP-2018-033, 2018. <https://cds.cern.ch/record/2627468>
88. E. Bols et al., Jet flavour classification using DeepJet. *JINST* **15**, P12012 (2020). <https://doi.org/10.1088/1748-0221/15/12/P12012>. arXiv:2008.10519
89. CMS Collaboration, Performance of missing transverse momentum reconstruction in proton-proton collisions at  $\sqrt{s} = 13$  TeV using the CMS detector. *JINST* **14**, P07004 (2019). <https://doi.org/10.1088/1748-0221/14/07/P07004>. arXiv:1903.06078
90. CMS Collaboration, Measurement of differential  $t\bar{t}$  production cross sections in the full kinematic range using lepton+jets events from proton-proton collisions at  $\sqrt{s} = 13$  TeV. *Phys. Rev. D* **104**, 092013 (2021). <https://doi.org/10.1103/PhysRevD.104.092013>. arXiv:2108.02803
91. ATLAS Collaboration, Measurements of differential cross-sections in top-quark pair events with a high transverse momentum top quark and limits on beyond the standard model contributions to top-quark pair production with the ATLAS detector at  $\sqrt{s} = 13$  TeV. *JHEP* **06**, 063 (2022). [https://doi.org/10.1007/JHEP06\(2022\)063](https://doi.org/10.1007/JHEP06(2022)063). arXiv:2202.12134
92. ATLAS Collaboration, Differential  $t\bar{t}$  cross-section measurements using boosted top quarks in the all-hadronic final state with  $139 \text{ fb}^{-1}$  of ATLAS data (2022). arXiv:2205.02817
93. F. Herren, M. Steinhauser, Version 3 of RunDec and CRunDec. *Comput. Phys. Commun.* **224**, 333 (2018). <https://doi.org/10.1016/j.cpc.2017.11.014>. arXiv:1703.03751
94. S. Schmitt, TUnfold: an algorithm for correcting migration effects in high energy physics. *JINST* **7**, T10003 (2012). <https://doi.org/10.1088/1748-0221/7/10/T10003>. arXiv:1205.6201
95. S. Schmitt, Data unfolding methods in high energy physics, in *12th Conference on Quark Confinement and the Hadron Spectrum. Confinement XII* (Thessaloniki, Greece, 2016). arXiv:1611.01927. <https://inspirehep.net/record/1495996/files/arXiv:1611.01927.pdf>
96. CMS Collaboration, Identification of heavy-flavour jets with the CMS detector in pp collisions at 13 TeV. *JINST* **13**, P05011 (2018). <https://doi.org/10.1088/1748-0221/13/05/P05011>. arXiv:1712.07158
97. M. Bahr et al., Herwig++ physics and manual. *Eur. Phys. J. C* **58**, 639 (2008). <https://doi.org/10.1140/epjc/s10052-008-0798-9>. arXiv:0803.0883
98. S. Gieseke, C. Rohr, A. Siodmok, Colour reconnections in Herwig++. *Eur. Phys. J. C* **72**, 2225 (2012). <https://doi.org/10.1140/epjc/s10052-012-2225-5>. arXiv:1206.0041
99. CMS Collaboration, Measurement of the  $t\bar{t}$  production cross section using events in the  $e\mu$  final state in pp collisions at  $\sqrt{s} = 13$  TeV. *Eur. Phys. J. C* **77**, 172 (2017). <https://doi.org/10.1140/epjc/s10052-017-4718-8>. arXiv:1611.04040




















102. N. Kidonakis, NNLL threshold resummation for top-pair and single-top production. *Phys. Part. Nucl.* **45**, 714 (2014). <https://doi.org/10.1134/S1063779614040091>. arXiv:1210.7813
103. T. Gehrmann et al.,  $W^+W^-$  production at hadron colliders in next-to-next-to-leading order QCD. *Phys. Rev. Lett.* **113**, 212001 (2014). <https://doi.org/10.1103/PhysRevLett.113.212001>. arXiv:1408.5243
104. CMS Collaboration, Measurement of the WZ production cross section in pp collisions at  $\sqrt{s} = 13$  TeV. *Phys. Lett. B* **766**, 268 (2017). <https://doi.org/10.1016/j.physletb.2017.01.011>. arXiv:1607.06943
105. CMS Collaboration, Development and validation of HERWIG 7 tunes from CMS underlying-event measurements. *Eur. Phys. J. C* **81**, 312 (2021). <https://doi.org/10.1140/epjc/s10052-021-08949-5>. arXiv:2011.03422
106. T. Sjöstrand, M. van Zijl, A multiple interaction model for the event structure in hadron collisions. *Phys. Rev. D* **36**, 1919 (1987). <https://doi.org/10.1103/PhysRevD.36.1919>
107. S. Argyropoulos, T. Sjöstrand, Effects of color reconnection on  $t\bar{t}$  final states at the LHC. *JHEP* **11**, 043 (2014). [https://doi.org/10.1007/JHEP11\(2014\)043](https://doi.org/10.1007/JHEP11(2014)043). arXiv:1407.6653
108. J.R. Christiansen, P.Z. Skands, String formation beyond leading colour. *JHEP* **08**, 003 (2015). [https://doi.org/10.1007/JHEP08\(2015\)003](https://doi.org/10.1007/JHEP08(2015)003). arXiv:1505.01681
109. J. Butterworth et al., PDF4LHC recommendations for LHC Run II. *J. Phys. G* **43**, 023001 (2016). <https://doi.org/10.1088/0954-3899/43/2/023001>. arXiv:1510.03865
110. D. Britzger, The linear template fit. *Eur. Phys. J. C* **82**, 731 (2022). <https://doi.org/10.1140/epjc/s10052-022-10581-w>. arXiv:2112.01548
111. CMS Collaboration, Identification of heavy, energetic, hadronically decaying particles using machine-learning techniques. *JINST* **15**, P06005 (2020). <https://doi.org/10.1088/1748-0221/15/06/P06005>. arXiv:2004.08262

## CMS Collaboration

### Yerevan Physics Institute, Yerevan, Armenia

A. Tumasyan <sup>1</sup>



### Institut für Hochenergiephysik, Vienna, Austria

W. Adam , J. W. Andrejkovic , T. Bergauer , S. Chatterjee , K. Damanakis , M. Dragicevic ,  
A. Escalante Del Valle , P. S. Hussain , M. Jeitler <sup>2</sup>, N. Krammer , L. Lechner , D. Liko , I. Mikulec ,  
P. Paulitsch, F. M. Pitters, J. Schieck <sup>2</sup>, R. Schöfbeck , D. Schwarz , S. Templ , W. Waltenberger , C.-E. Wulz <sup>2</sup>















### Universiteit Antwerpen, Antwerpen, Belgium

M. R. Darwish <sup>3</sup>, T. Janssen , T. Kello <sup>4</sup>, H. Rejeb Sfar, P. Van Mechelen 










### Vrije Universiteit Brussel, Brussel, Belgium

E. S. Bols , J. D'Hondt , A. De Moor , M. Delcourt , H. El Faham , S. Lowette , S. Moortgat , A. Morton ,  
D. Müller , A. R. Sahasransu , S. Tavernier , W. Van Doninck, D. Vannerom 

### Université Libre de Bruxelles, Bruxelles, Belgium

B. Clerbaux , G. De Lentdecker , L. Favart , D. Hohov , J. Jaramillo , K. Lee , M. Mahdavihorrani ,  
I. Makarenko , A. Malara , S. Paredes , L. Pétré , N. Postiau, L. Thomas , M. Vanden Bemden,  
C. Vander Velde , P. Vanlaer 

### Ghent University, Ghent, Belgium

D. Dobur , J. Knolle , L. Lambrecht , G. Mestdach, M. Niedziela , C. Rendón, C. Roskas , A. Samalan,  
K. Skovpen , M. Tytgat , N. Van Den Bossche , B. Vermassen, L. Wezenbeek 















### Université Catholique de Louvain, Louvain-la-Neuve, Belgium

A. Benecke , G. Bruno , F. Bury , C. Caputo , P. David , C. Delaere , I. S. Donertas , A. Giammanco ,  
K. Jaffel , Sa. Jain , V. Lemaître, K. Mondal , A. Taliencio , T. T. Tran , P. Vischia , S. Wertz 

### Centro Brasileiro de Pesquisas Físicas, Rio de Janeiro, Brazil








G. A. Alves , E. Coelho , C. Hensel , A. Moraes , P. Rebello Teles 

### Universidade do Estado do Rio de Janeiro, Rio de Janeiro, Brazil








W. L. Aldá Júnior , M. Alves Gallo Pereira , M. Barroso Ferreira Filho , H. Brandao Malbouisson , W. Carvalho ,  
J. Chinellato <sup>5</sup>, E. M. Da Costa , G. G. Da Silveira <sup>6</sup>, D. De Jesus Damiao , V. Dos Santos Sousa ,  
S. Fonseca De Souza , J. Martins <sup>7</sup>, C. Mora Herrera , K. Mota Amarilo , L. Mundim , H. Nogima ,  
A. Santoro , S. M. Silva Do Amaral , A. Sznajder , M. Thiel , F. Torres Da Silva De Araujo <sup>8</sup>, A. Vilela Pereira 



**Universidade Estadual Paulista, Universidade Federal do ABC, São Paulo, Brazil**

C. A. Bernardes , L. Calligaris , T. R. Fernandez Perez Tomei , E. M. Gregores , P. G. Mercadante , S. F. Novaes , Sandra S. Padula 


**Institute for Nuclear Research and Nuclear Energy, Bulgarian Academy of Sciences, Sofia, Bulgaria**

A. Aleksandrov , G. Antchev , R. Hadjiiska , P. Iaydjiev , M. Misheva , M. Rodozov, M. Shopova , G. Sultanov 

**University of Sofia, Sofia, Bulgaria**

A. Dimitrov , T. Ivanov , L. Litov , B. Pavlov , P. Petkov , A. Petrov, E. Shumka 




**Instituto De Alta Investigación, Universidad de Tarapacá, Casilla 7 D, Arica, Chile**

S. Thakur 

















**Beihang University, Beijing, China**

T. Cheng , T. Javaid <sup>9</sup>, M. Mittal , L. Yuan 

**Department of Physics, Tsinghua University, Beijing, China**

M. Ahmad , G. Bauer<sup>10</sup>, Z. Hu , S. Lezki , K. Yi<sup>10,11</sup>

**Institute of High Energy Physics, Beijing, China**

G. M. Chen <sup>9</sup>, H. S. Chen <sup>9</sup>, M. Chen <sup>9</sup>, F. Iemmi , C. H. Jiang, A. Kapoor , H. Kou , H. Liao , Z.-A. Liu <sup>12</sup>, V. Milosevic , F. Monti , R. Sharma , J. Tao , J. Thomas-Wilsker , J. Wang , H. Zhang , J. Zhao 




**State Key Laboratory of Nuclear Physics and Technology, Peking University, Beijing, China**

A. Agapitos , Y. An , Y. Ban , C. Chen, A. Levin , C. Li , Q. Li , X. Lyu, Y. Mao, S. J. Qian , X. Sun , D. Wang , J. Xiao , H. Yang

**Sun Yat-Sen University, Guangzhou, China**

M. Lu , Z. You 





**Institute of Modern Physics and Key Laboratory of Nuclear Physics and Ion-beam Application (MOE)-Fudan University, Shanghai, China**

X. Gao <sup>4</sup>, D. Leggat, H. Okawa , Y. Zhang 

**Zhejiang University, Hangzhou, Zhejiang, China**

Z. Lin , C. Lu , M. Xiao 





**Universidad de Los Andes, Bogota, Colombia**

C. Avila , D. A. Barbosa Trujillo, A. Cabrera , C. Florez , J. Fraga 

**Universidad de Antioquia, Medellin, Colombia**

J. Mejia Guisao , F. Ramirez , M. Rodriguez , J. D. Ruiz Alvarez 









**University of Split, Faculty of Electrical Engineering, Mechanical Engineering and Naval Architecture, Split, Croatia**

D. Giljanovic , N. Godinovic , D. Lelas , I. Puljak 










**Faculty of Science, University of Split, Split, Croatia**

Z. Antunovic, M. Kovac , T. Sculac 




**Institute Rudjer Boskovic, Zagreb, Croatia**















































































V. Brigljevic , B. K. Chitroda , D. Ferencek , D. Majumder , S. Mishra , M. Roguljic , A. Starodumov <sup>13</sup>, T. Susa 

**University of Cyprus, Nicosia, Cyprus**










A. Attikis , K. Christoforou , M. Kolosova , S. Konstantinou , J. Mousa , C. Nicolaou, F. Ptochos , P. A. Razis , H. Rykaczewski, H. Saka , A. Stepennov 

**Charles University, Prague, Czech Republic**







M. Finger , M. Finger Jr. , A. Kveton 

**Escuela Politecnica Nacional, Quito, Ecuador**E. Ayala **Universidad San Francisco de Quito, Quito, Ecuador**E. Carrera Jarrin **Academy of Scientific Research and Technology of the Arab Republic of Egypt, Egyptian Network of High Energy Physics, Cairo, Egypt**H. Abdalla <sup>14</sup>, Y. Assran <sup>15,16</sup>**Center for High Energy Physics (CHEP-FU), Fayoum University, El-Fayoum, Egypt**M. A. Mahmoud , Y. Mohammed **National Institute of Chemical Physics and Biophysics, Tallinn, Estonia**S. Bhowmik , R. K. Dewanjee , K. Ehataht , M. Kadastik, T. Lange , S. Nandan , C. Nielsen , J. Pata , M. Raidal , L. Tani , C. Veelken **Department of Physics, University of Helsinki, Helsinki, Finland**P. Eerola , H. Kirschenmann , K. Osterberg , M. Voutilainen **Helsinki Institute of Physics, Helsinki, Finland**S. Bharthuar , E. Brücken , F. Garcia , J. Havukainen , M. S. Kim , R. Kinnunen, T. Lampén , K. Lassila-Perini , S. Lehti , T. Lindén , M. Lotti, L. Martikainen , M. Myllymäki , J. Ott , M. m. Rantanen , H. Siikonen , E. Tuominen , J. Tuominiemi **Lappeenranta-Lahti University of Technology, Lappeenranta, Finland**P. Luukka , H. Petrow , T. Tuuva**IRFU, CEA, Université Paris-Saclay, Gif-sur-Yvette, France**C. Amendola , M. Besancon , F. Couderc , M. Dejardin , D. Denegri, J. L. Faure, F. Ferri , S. Ganjour , P. Gras , G. Hamel de Monchenault , P. Jarry , V. Lohezic , J. Malcles , J. Rander, A. Rosowsky , M. Ö. Sahin , A. Savoy-Navarro <sup>17</sup>, P. Simkina , M. Titov **Laboratoire Leprince-Ringuet, CNRS/IN2P3, Ecole Polytechnique, Institut Polytechnique de Paris, Palaiseau, France**C. Baldenegro Barrera , F. Beaudette , A. Buchot Perraguin , P. Busson , A. Cappati , C. Charlot , F. Damas , O. Davignon , B. Diab , G. Falmagne , B. A. Fontana Santos Alves , S. Ghosh , R. Granier de Cassagnac , A. Hakimi , B. Harikrishnan , G. Liu , J. Motta , M. Nguyen , C. Ochando , L. Portales , R. Salerno , U. Sarkar , J. B. Sauvan , Y. Sirois , A. Tarabini , E. Vernazza , A. Zabi , A. Zghiche **Université de Strasbourg, CNRS, IPHC UMR 7178, Strasbourg, France**J.-L. Agram <sup>18</sup>, J. Andrea , D. Appar , D. Bloch , G. Bourgatte , J.-M. Brom , E. C. Chabert , C. Collard , D. Darej, U. Goerlach , C. Grimault, A.-C. Le Bihan , P. Van Hove **Institut de Physique des 2 Infinis de Lyon (IP2I), Villeurbanne, France**S. Beauceron , B. Blancon , G. Boudoul , A. Carle, N. Chanon , J. Choi , D. Contardo , P. Depasse , C. Dozen <sup>19</sup>, H. El Mamouni, J. Fay , S. Gascon , M. Gouzevitch , G. Grenier , B. Ille , I. B. Laktineh, M. Lethuillier , L. Mirabito, S. Perries, L. Torterotot , M. Vander Donckt , P. Verdier , S. Viret**Georgian Technical University, Tbilisi, Georgia**I. Lomidze , T. Toriashvili <sup>20</sup>, Z. Tsamalaidze <sup>13</sup>**I. Physikalisches Institut, RWTH Aachen University, Aachen, Germany**V. Botta , L. Feld , K. Klein , M. Lipinski , D. Meuser , A. Pauls , N. Röwert , M. Teroerde **III. Physikalisches Institut A, RWTH Aachen University, Aachen, Germany**S. Diekmann , A. Dodonova , N. Eich , D. Eliseev , M. Erdmann , P. Fackeldey , D. Fasanella , B. Fischer , T. Hebbeker , K. Hoepfner , F. Ivone , M. y. Lee , L. Mastrolorenzo, M. Merschmeyer , A. Meyer , S. Mondal , S. Mukherjee , D. Noll , A. Novak , F. Nowotny, A. Pozdnyakov , Y. Rath, W. Redjeb , H. Reithler , A. Schmidt , S. C. Schuler, A. Sharma , L. Vigilante, S. Wiedenbeck , S. Zaleski















**III. Physikalisches Institut B, RWTH Aachen University, Aachen, Germany**

C. Dziwok , G. Flügge , W. Haj Ahmad <sup>21</sup>, O. Hlushchenko, T. Kress , A. Nowack , O. Pooth , A. Stahl , T. Ziemons , A. Zotz 















**Deutsches Elektronen-Synchrotron, Hamburg, Germany**

H. Aarup Petersen , M. Aldaya Martin , P. Asmuss, S. Baxter , M. Bayatmakou , O. Behnke , A. Bermúdez Martínez , S. Bhattacharya , A. A. Bin Anuar , F. Blekman <sup>22</sup>, K. Borrás <sup>23</sup>, D. Brunner , A. Campbell , A. Cardini , C. Cheng, F. Colombina, S. Consuegra Rodríguez , G. Correia Silva , M. De Silva , L. Didukh , G. Eckerlin, D. Eckstein , L. I. Estevez Banos , O. Filatov , E. Gallo <sup>22</sup>, A. Geiser , A. Giraldi , G. Greau, A. Grohsjean , V. Guglielmi , M. Guthoff , A. Jafari <sup>24</sup>, N. Z. Jomhari , B. Kaech , A. Kasem <sup>23</sup>, M. Kasemann , H. Kaveh , C. Kleinwort , R. Kogler , M. Komm , D. Krücker , W. Lange, D. Leyva Pernia , K. Lipka <sup>25</sup>, W. Lohmann <sup>26</sup>, R. Mankel , I. -A. Melzer-Pellmann , M. Mendizabal Morentin , J. Metwally, A. B. Meyer , G. Milella , M. Mormile , A. Mussgiller , A. Nürnberg , Y. Otariid, D. Pérez Adán , A. Raspereza , B. Ribeiro Lopes , J. Rübenach, A. Saggio , A. Saibel , M. Savitskyi , M. Scham <sup>23,27</sup>, V. Scheurer, S. Schnake <sup>23</sup>, P. Schütze , C. Schwanenberger <sup>22</sup>, M. Shchedrolosiev , R. E. Sosa Ricardo , D. Stafford, N. Tonon <sup>†</sup>, M. Van De Klundert , F. Vazzoler , A. Ventura Barroso , R. Walsh , D. Walter , Q. Wang , Y. Wen , K. Wichmann, L. Wiens <sup>23</sup>, C. Wissing , S. Wuchterl , Y. Yang , A. Zimmermann Castro Santos 




**University of Hamburg, Hamburg, Germany**

A. Albrecht , S. Albrecht , M. Antonello , S. Bein , L. Benato , M. Bonanomi , P. Connor , K. De Leo , M. Eich, K. El Morabit , F. Feindt, A. Fröhlich, C. Garbers , E. Garutti , M. Hajheidari, J. Haller , A. Hinzmann , H. R. Jabusch , G. Kasieczka , P. Keicher, R. Klanner , W. Korcaric , T. Kramer , V. Kutzner , F. Labe , J. Lange , A. Lobanov , C. Matthies , A. Mehta , L. Moureaux , M. Mrowietz, A. Nigamova , Y. Nissan, A. Paasch , K. J. Pena Rodriguez , T. Quadfasel , M. Rieger , O. Rieger, D. Savoie , P. Schleper , M. Schröder , J. Schwandt , M. Sommerhalder , H. Stadie , G. Steinbrück , A. Tews, M. Wolf 

**Karlsruher Institut fuer Technologie, Karlsruhe, Germany**

S. Brommer , M. Burkart, E. Butz , R. Caspart , T. Chwalek , A. Dierlamm , A. Droll, N. Faltermann , M. Giffels , J. O. Gosewisch, A. Gottmann , F. Hartmann <sup>28</sup>, M. Horzela , U. Husemann , M. Klute , R. Koppenhöfer , S. Maier , S. Mitra , Th. Müller , M. Neukum, M. Oh , G. Quast , K. Rabbertz , J. Rauser, M. Schnepf, D. Seith, I. Shvetsov , H. J. Simonis , N. Trevisani , R. Ulrich , J. van der Linden , R. F. Von Cube , M. Wassmer , S. Wieland , R. Wolf , S. Wozniowski , S. Wunsch, X. Zuo 

**Institute of Nuclear and Particle Physics (INPP), NCSR Demokritos, Aghia Paraskevi, Greece**

G. Anagnostou, P. Assiouras , G. Daskalakis , A. Kyriakis, A. Stakia 








**National and Kapodistrian University of Athens, Athens, Greece**

M. Diamantopoulou, D. Karasavvas, P. Kontaxakis , A. Manousakis-Katsikakis , A. Panagiotou, I. Papavergou , N. Saoulidou , K. Theofilatos , E. Tziaferi , K. Vellidis , I. Zisopoulos 

**National Technical University of Athens, Athens, Greece**

G. Bakas , T. Chatzistavrou, K. Kousouris , I. Papakrivopoulos , G. Tsipolitis, A. Zacharopoulou






**University of Ioánnina, Ioannina, Greece**

K. Adamidis, I. Bestintzanos, I. Evangelou , C. Foudas, P. Gianneios , C. Kamtsikis, P. Katsoulis, P. Kokkas , P. G. Kosmoglou Kioseoglou , N. Manthos , I. Papadopoulos , J. Strologas 

**MTA-ELTE Lendület CMS Particle and Nuclear Physics Group, Eötvös Loránd University, Budapest, Hungary**

























































M. Csanád , K. Farkas , M. M. A. Gadallah <sup>29</sup>, S. Lökös <sup>30</sup>, P. Major , K. Mandal , G. Pásztor , A. J. Rádl <sup>31</sup>, O. Surányi , G. I. Veres 

**Wigner Research Centre for Physics, Budapest, Hungary**

M. Bartók <sup>32</sup>, G. Bencze, C. Hajdu , D. Horvath <sup>33,34</sup>, F. Sikler , V. Veszpremi 

**Institute of Nuclear Research ATOMKI, Debrecen, Hungary**

N. Beni , S. Czellar, J. Karancsi <sup>32</sup>, J. Molnar, Z. Szillasi, D. Teyssier 


















**Institute of Physics, University of Debrecen, Debrecen, Hungary**P. Raics, B. Ujvari <sup>35</sup>**Karoly Robert Campus, MATE Institute of Technology, Gyongyos, Hungary**T. Csorgo <sup>31</sup>, F. Nemes <sup>31</sup>, T. Novak **Panjab University, Chandigarh, India**J. Babbar , S. Bansal , S. B. Beri, V. Bhatnagar , G. Chaudhary , S. Chauhan , N. Dhingra <sup>36</sup>, R. Gupta, A. Kaur , A. Kaur , H. Kaur , M. Kaur , S. Kumar , P. Kumari , M. Meena , K. Sandeep , T. Sheokand, J. B. Singh <sup>37</sup>, A. Singla , A. K. Viridi **University of Delhi, Delhi, India**A. Ahmed , A. Bhardwaj , B. C. Choudhary , A. Kumar , M. Naimuddin , K. Ranjan , S. Saumya **Saha Institute of Nuclear Physics, HBNI, Kolkata, India**S. Baradia , S. Barman <sup>38</sup>, S. Bhattacharya , D. Bhowmik, S. Dutta , S. Dutta, B. Gomber <sup>39</sup>, M. Maity<sup>38</sup>, P. Palit , G. Saha , B. Sahu , S. Sarkar**Indian Institute of Technology Madras, Madras, India**P. K. Behera , S. C. Behera , P. Kalbhor , J. R. Komaragiri <sup>40</sup>, D. Kumar <sup>40</sup>, A. Muhammad , L. Panwar <sup>40</sup>, R. Pradhan , P. R. Pujahari , A. Sharma , A. K. Sikdar , P. C. Tiwari <sup>40</sup>, S. Verma **Bhabha Atomic Research Centre, Mumbai, India**K. Naskar <sup>41</sup>**Tata Institute of Fundamental Research-A, Mumbai, India**T. Aziz, I. Das , S. Dugad, M. Kumar , G. B. Mohanty , P. Suryadevara**Tata Institute of Fundamental Research-B, Mumbai, India**S. Banerjee , R. Chudasama , M. Guchait , S. Karmakar , S. Kumar , G. Majumder , K. Mazumdar , S. Mukherjee , A. Thachayath **National Institute of Science Education and Research, An OCC of Homi Bhabha National Institute, Bhubaneswar, Odisha, India**S. Bahinipati <sup>42</sup>, C. Kar , P. Mal , T. Mishra , V. K. Muraleedharan Nair Bindhu <sup>43</sup>, A. Nayak <sup>43</sup>, P. Saha , S. K. Swain, D. Vats <sup>43</sup>**Indian Institute of Science Education and Research (IISER), Pune, India**A. Alpana , S. Dube , B. Kansal , A. Laha , S. Pandey , A. Rastogi , S. Sharma **Isfahan University of Technology, Isfahan, Iran**H. Bakhshiansohi <sup>44</sup>, E. Khazaie , M. Zeinali <sup>45</sup>**Institute for Research in Fundamental Sciences (IPM), Tehran, Iran**S. Chenarani <sup>46</sup>, S. M. Etesami , M. Khakzad , M. Mohammadi Najafabadi **University College Dublin, Dublin, Ireland**M. Grunewald **INFN Sezione di Bari<sup>a</sup>, Università di Bari<sup>b</sup>, Politecnico di Bari<sup>c</sup>, Bari, Italy**M. Abbrescia <sup>a,b</sup>, R. Aly <sup>a,c,47</sup>, C. Aruta <sup>a,b</sup>, A. Colaleo <sup>a</sup>, D. Creanza <sup>a,c</sup>, N. De Filippis <sup>a,c</sup>, M. De Palma <sup>a,b</sup>, A. Di Florio <sup>a,b</sup>, W. Elmetenawee <sup>a,b</sup>, F. Errico <sup>a,b</sup>, L. Fiore <sup>a</sup>, G. Iaselli <sup>a,c</sup>, M. Ince <sup>a,b</sup>, G. Maggi <sup>a,c</sup>, M. Maggi <sup>a</sup>, I. Margjeka <sup>a,b</sup>, V. Mastrapasqua <sup>a,b</sup>, S. My <sup>a,b</sup>, S. Nuzzo <sup>a,b</sup>, A. Pellecchia <sup>a,b</sup>, A. Pompili <sup>a,b</sup>, G. Pugliese <sup>a,c</sup>, R. Radogna <sup>a</sup>, D. Ramos <sup>a</sup>, A. Ranieri <sup>a</sup>, G. Selvaggi <sup>a,b</sup>, L. Silvestris <sup>a</sup>, F. M. Simone <sup>a,b</sup>, Ü. Sözbilir <sup>a</sup>, A. Stamerra <sup>a</sup>, R. Venditti <sup>a</sup>, P. Verwilligen <sup>a</sup>**INFN Sezione di Bologna<sup>a</sup>, Università di Bologna<sup>b</sup>, Bologna, Italy**G. Abbiendi <sup>a</sup>, C. Battilana <sup>a,b</sup>, D. Bonacorsi <sup>a,b</sup>, L. Borgonovi <sup>a</sup>, L. Brigliadori<sup>a</sup>, R. Campanini <sup>a,b</sup>, P. Capiluppi <sup>a,b</sup>, A. Castro <sup>a,b</sup>, F. R. Cavallo <sup>a</sup>, M. Cuffiani <sup>a,b</sup>, G. M. Dallavalle <sup>a</sup>, T. Diotallevi <sup>a,b</sup>, F. Fabbri <sup>a</sup>, A. Fanfani <sup>a,b</sup>, P. Giacomelli <sup>a</sup>, L. Giommi <sup>a,b</sup>, C. Grandi <sup>a</sup>, L. Guiducci <sup>a,b</sup>, S. Lo Meo <sup>a,48</sup>,

L. Lunerti <sup>a,b</sup>, S. Marcellini <sup>a</sup>, G. Masetti <sup>a</sup>, F. L. Navarra <sup>a,b</sup>, A. Perrotta <sup>a</sup>, F. Primavera <sup>a,b</sup>, A. M. Rossi <sup>a,b</sup>, T. Rovelli <sup>a,b</sup>, G. P. Siroli <sup>a,b</sup>

#### INFN Sezione di Catania<sup>a</sup>, Università di Catania<sup>b</sup>, Catania, Italy

S. Costa <sup>a,b,49</sup>, A. Di Mattia <sup>a</sup>, R. Potenza<sup>a,b</sup>, A. Tricomi <sup>a,b,49</sup>, C. Tuve <sup>a,b</sup>

#### INFN Sezione di Firenze<sup>a</sup>, Università di Firenze<sup>b</sup>, Firenze, Italy

G. Barbagli <sup>a</sup>, G. Bardelli <sup>a,b</sup>, B. Camaiani <sup>a,b</sup>, A. Cassese <sup>a</sup>, R. Ceccarelli <sup>a,b</sup>, V. Ciulli <sup>a,b</sup>, C. Civinini <sup>a</sup>, R. D'Alessandro <sup>a,b</sup>, E. Focardi <sup>a,b</sup>, G. Latino <sup>a,b</sup>, P. Lenzi <sup>a,b</sup>, M. Lizzo <sup>a,b</sup>, M. Meschini <sup>a</sup>, S. Paoletti <sup>a</sup>, R. Seidita <sup>a,b</sup>, G. Sguazzoni <sup>a</sup>, L. Viliani <sup>a</sup>
























#### INFN Laboratori Nazionali di Frascati, Frascati, Italy

L. Benussi <sup>a</sup>, S. Bianco <sup>a</sup>, S. Meola <sup>a,28</sup>, D. Piccolo <sup>a</sup>










#### INFN Sezione di Genova<sup>a</sup>, Università di Genova<sup>b</sup>, Genoa, Italy

M. Bozzo <sup>a,b</sup>, P. Chatagnon <sup>a</sup>, F. Ferro <sup>a</sup>, R. Mulargia <sup>a</sup>, E. Robutti <sup>a</sup>, S. Tosi <sup>a,b</sup>
























#### INFN Sezione di Milano-Bicocca<sup>a</sup>, Università di Milano-Bicocca<sup>b</sup>, Milan, Italy

A. Benaglia <sup>a</sup>, G. Boldrini <sup>a</sup>, F. Brivio <sup>a,b</sup>, F. Cetorelli <sup>a,b</sup>, F. De Guio <sup>a,b</sup>, M. E. Dinardo <sup>a,b</sup>, P. Dini <sup>a</sup>, S. Gennai <sup>a</sup>, A. Ghezzi <sup>a,b</sup>, P. Govoni <sup>a,b</sup>, L. Guzzi <sup>a,b</sup>, M. T. Lucchini <sup>a,b</sup>, M. Malberti <sup>a</sup>, S. Malvezzi <sup>a</sup>, A. Massironi <sup>a</sup>, D. Menasce <sup>a</sup>, L. Moroni <sup>a</sup>, M. Paganoni <sup>a,b</sup>, D. Pedrini <sup>a</sup>, B. S. Pinolini<sup>a</sup>, S. Ragazzi <sup>a,b</sup>, N. Redaelli <sup>a</sup>, T. Tabarelli de Fatis <sup>a,b</sup>, D. Zuolo <sup>a,b</sup>












#### INFN Sezione di Napoli<sup>a</sup>, Università di Napoli 'Federico II'<sup>b</sup>, Napoli, Italy; Università della Basilicata<sup>c</sup>, Potenza, Italy; Università G. Marconi<sup>d</sup>, Rome, Italy

S. Buontempo <sup>a</sup>, F. Carnevali<sup>a,b</sup>, N. Cavallo <sup>a,c</sup>, A. De Iorio <sup>a,b</sup>, F. Fabozzi <sup>a,c</sup>, A. O. M. Iorio <sup>a,b</sup>, L. Lista <sup>a,b,50</sup>, P. Paolucci <sup>a,28</sup>, B. Rossi <sup>a</sup>, C. Sciacca <sup>a,b</sup>















#### INFN Sezione di Padova<sup>a</sup>, Università di Padova<sup>b</sup>, Padova, Italy; Università di Trento<sup>c</sup>, Trento, Italy

P. Azzi <sup>a</sup>, N. Bacchetta <sup>a,51</sup>, M. Bellato <sup>a</sup>, D. Bisello <sup>a,b</sup>, P. Bortignon <sup>a</sup>, A. Bragagnolo <sup>a,b</sup>, R. Carlin <sup>a,b</sup>, P. Checchia <sup>a</sup>, T. Dorigo <sup>a</sup>, G. Grosso<sup>a</sup>, L. Layer<sup>a,52</sup>, E. Lusiani <sup>a</sup>, M. Margoni <sup>a,b</sup>, A. T. Meneguzzo <sup>a,b</sup>, J. Pazzini <sup>a,b</sup>, P. Ronchese <sup>a,b</sup>, R. Rossin <sup>a,b</sup>, F. Simonetto <sup>a,b</sup>, G. Strong <sup>a</sup>, M. Tosi <sup>a,b</sup>, S. Ventura <sup>a</sup>, H. Yarar<sup>a,b</sup>, M. Zanetti <sup>a,b</sup>, P. Zotto <sup>a,b</sup>, A. Zucchetta <sup>a,b</sup>, G. Zumerle <sup>a,b</sup>




































#### INFN Sezione di Pavia<sup>a</sup>, Università di Pavia<sup>b</sup>, Pavia, Italy

S. Abu Zeid <sup>a,53</sup>, C. Aimè <sup>a,b</sup>, A. Braghieri <sup>a</sup>, S. Calzaferrri <sup>a,b</sup>, D. Fiorina <sup>a,b</sup>, P. Montagna <sup>a,b</sup>, V. Re <sup>a</sup>, C. Riccardi <sup>a,b</sup>, P. Salvini <sup>a</sup>, I. Vai <sup>a</sup>, P. Vitulo <sup>a,b</sup>


















#### INFN Sezione di Perugia<sup>a</sup>, Università di Perugia<sup>b</sup>, Perugia, Italy

P. Asenov <sup>a,54</sup>, G. M. Bilei <sup>a</sup>, D. Ciangottini <sup>a,b</sup>, L. Fanò <sup>a,b</sup>, M. Magherini <sup>a,b</sup>, G. Mantovani<sup>a,b</sup>, V. Mariani <sup>a,b</sup>, M. Menichelli <sup>a</sup>, F. Moscatelli <sup>a,54</sup>, A. Piccinelli <sup>a,b</sup>, M. Presilla <sup>a,b</sup>, A. Rossi <sup>a,b</sup>, A. Santocchia <sup>a,b</sup>, D. Spiga <sup>a</sup>, T. Tedeschi <sup>a,b</sup>

#### INFN Sezione di Pisa<sup>a</sup>, Università di Pisa<sup>b</sup>, Scuola Normale Superiore di Pisa<sup>c</sup>, Pisa, Italy; Università di Siena<sup>d</sup>, Siena, Italy

P. Azzurri <sup>a</sup>, G. Bagliesi <sup>a</sup>, V. Bertacchi <sup>a,c</sup>, R. Bhattacharya <sup>a</sup>, L. Bianchini <sup>a,b</sup>, T. Boccali <sup>a</sup>, E. Bossini <sup>a,b</sup>, D. Bruschini <sup>a,c</sup>, R. Castaldi <sup>a</sup>, M. A. Ciocci <sup>a,b</sup>, V. D'Amante <sup>a,d</sup>, R. Dell'Orso <sup>a</sup>, M. R. Di Domenico <sup>a,d</sup>, S. Donato <sup>a</sup>, A. Giassi <sup>a</sup>, F. Ligabue <sup>a,c</sup>, G. Mandorli <sup>a,c</sup>, D. Matos Figueiredo <sup>a</sup>, A. Messineo <sup>a,b</sup>, M. Musich <sup>a,b</sup>, F. Palla <sup>a</sup>, S. Parolia <sup>a,b</sup>, G. Ramirez-Sanchez <sup>a,c</sup>, A. Rizzi <sup>a,b</sup>, G. Rolandi <sup>a,c</sup>, S. Roy Chowdhury <sup>a</sup>, T. Sarkar <sup>a</sup>, A. Scribano <sup>a</sup>, N. Shafiei <sup>a,b</sup>, P. Spagnolo <sup>a</sup>, R. Tenchini <sup>a</sup>, G. Tonelli <sup>a,b</sup>, N. Turini <sup>a,d</sup>, A. Venturi <sup>a</sup>, P. G. Verdini <sup>a</sup>
































#### INFN Sezione di Roma<sup>a</sup>, Sapienza Università di Roma<sup>b</sup>, Rome, Italy

P. Barria <sup>a</sup>, M. Campana <sup>a,b</sup>, F. Cavallari <sup>a</sup>, D. Del Re <sup>a,b</sup>, E. Di Marco <sup>a</sup>, M. Diemoz <sup>a</sup>, E. Longo <sup>a,b</sup>, P. Meridiani <sup>a</sup>, G. Organtini <sup>a,b</sup>, F. Pandolfi <sup>a</sup>, R. Paramatti <sup>a,b</sup>, C. Quaranta <sup>a,b</sup>, S. Rahatlou <sup>a,b</sup>, C. Rovelli <sup>a</sup>, F. Santanastasio <sup>a,b</sup>, L. Soffi <sup>a</sup>, R. Tramontano <sup>a,b</sup>








#### INFN Sezione di Torino<sup>a</sup>, Università di Torino<sup>b</sup>, Torino, Italy; Università del Piemonte Orientale<sup>c</sup>, Novara, Italy

N. Amapane <sup>a,b</sup>, R. Arcidiacono <sup>a,c</sup>, S. Argiro <sup>a,b</sup>, M. Arneodo <sup>a,c</sup>, N. Bartosik <sup>a</sup>, R. Bellan <sup>a,b</sup>







A. Bellora <sup>a,b</sup>, C. Biino <sup>a</sup>, N. Cartiglia <sup>a</sup>, M. Costa <sup>a,b</sup>, R. Covarelli <sup>a,b</sup>, N. Demaria <sup>a</sup>, M. Grippo <sup>a,b</sup>, B. Kiani <sup>a,b</sup>, F. Legger <sup>a</sup>, C. Mariotti <sup>a</sup>, S. Maselli <sup>a</sup>, A. Mecca <sup>a,b</sup>, E. Migliore <sup>a,b</sup>, E. Monteil <sup>a,b</sup>, M. Monteno <sup>a</sup>, M. M. Obertino <sup>a,b</sup>, G. Ortona <sup>a</sup>, L. Pacher <sup>a,b</sup>, N. Pastrone <sup>a</sup>, M. Pelliccioni <sup>a</sup>, M. Ruspa <sup>a,c</sup>, K. Shchelina <sup>a</sup>, F. Siviero <sup>a,b</sup>, V. Sola <sup>a</sup>, A. Solano <sup>a,b</sup>, D. Soldi <sup>a,b</sup>, A. Staiano <sup>a</sup>, M. Tornago <sup>a,b</sup>, D. Trocino <sup>a</sup>, G. Umoret <sup>a,b</sup>, A. Vagnerini <sup>a,b</sup>

#### INFN Sezione di Trieste<sup>a</sup>, Università di Trieste<sup>b</sup>, Trieste, Italy

S. Belforte <sup>a</sup>, V. Candelise <sup>a,b</sup>, M. Casarsa <sup>a</sup>, F. Cossutti <sup>a</sup>, A. Da Rold <sup>a,b</sup>, G. Della Ricca <sup>a,b</sup>, G. Sorrentino <sup>a,b</sup>

#### Kyungpook National University, Daegu, Korea

S. Dogra <sup>a</sup>, C. Huh <sup>a</sup>, B. Kim <sup>a</sup>, D. H. Kim <sup>a</sup>, G. N. Kim <sup>a</sup>, J. Kim <sup>a</sup>, J. Lee <sup>a</sup>, S. W. Lee <sup>a</sup>, C. S. Moon <sup>a</sup>, Y. D. Oh <sup>a</sup>, S. I. Pak <sup>a</sup>, M. S. Ryu <sup>a</sup>, S. Sekmen <sup>a</sup>, Y. C. Yang <sup>a</sup>

#### Chonnam National University, Institute for Universe and Elementary Particles, Kwangju, Korea

H. Kim <sup>a</sup>, D. H. Moon <sup>a</sup>

#### Hanyang University, Seoul, Korea

E. Asilar <sup>a</sup>, T. J. Kim <sup>a</sup>, J. Park <sup>a</sup>

#### Korea University, Seoul, Korea

S. Choi <sup>a</sup>, S. Han <sup>a</sup>, B. Hong <sup>a</sup>, K. Lee <sup>a</sup>, K. S. Lee <sup>a</sup>, J. Lim <sup>a</sup>, J. Park <sup>a</sup>, S. K. Park <sup>a</sup>, J. Yoo <sup>a</sup>
















#### Kyung Hee University, Department of Physics, Seoul, Korea

J. Goh <sup>a</sup>


#### Sejong University, Seoul, Korea

H. S. Kim <sup>a</sup>, Y. Kim <sup>a</sup>, S. Lee <sup>a</sup>



#### Seoul National University, Seoul, Korea

J. Almond <sup>a</sup>, J. H. Bhyun <sup>a</sup>, J. Choi <sup>a</sup>, S. Jeon <sup>a</sup>, J. Kim <sup>a</sup>, J. S. Kim <sup>a</sup>, S. Ko <sup>a</sup>, H. Kwon <sup>a</sup>, H. Lee <sup>a</sup>, S. Lee <sup>a</sup>, B. H. Oh <sup>a</sup>, S. B. Oh <sup>a</sup>, H. Seo <sup>a</sup>, U. K. Yang <sup>a</sup>, I. Yoon <sup>a</sup>

#### University of Seoul, Seoul, Korea

W. Jang <sup>a</sup>, D. Y. Kang <sup>a</sup>, Y. Kang <sup>a</sup>, D. Kim <sup>a</sup>, S. Kim <sup>a</sup>, B. Ko <sup>a</sup>, J. S. H. Lee <sup>a</sup>, Y. Lee <sup>a</sup>, J. A. Merlin <sup>a</sup>, I. C. Park <sup>a</sup>, Y. Roh <sup>a</sup>, D. Song <sup>a</sup>, Watson I. J. <sup>a</sup>, S. Yang <sup>a</sup>



#### Yonsei University, Department of Physics, Seoul, Korea

S. Ha <sup>a</sup>, H. D. Yoo <sup>a</sup>





#### Sungkyunkwan University, Suwon, Korea

M. Choi <sup>a</sup>, M. R. Kim <sup>a</sup>, H. Lee <sup>a</sup>, Y. Lee <sup>a</sup>, Y. Lee <sup>a</sup>, I. Yu <sup>a</sup>

#### College of Engineering and Technology, American University of the Middle East (AUM), Dasman, Kuwait

T. Beyrouthy <sup>a</sup>, Y. Maghrbi <sup>a</sup>

#### Riga Technical University, Riga, Latvia

K. Dreimanis <sup>a</sup>, G. Pikurs <sup>a</sup>, M. Seidel <sup>a</sup>, V. Veckalns <sup>a</sup>









#### Vilnius University, Vilnius, Lithuania

M. Ambrozas <sup>a</sup>, A. Carvalho Antunes De Oliveira <sup>a</sup>, A. Juodagalvis <sup>a</sup>, A. Rinkevicius <sup>a</sup>, G. Tamulaitis <sup>a</sup>






#### National Centre for Particle Physics, Universiti Malaya, Kuala Lumpur, Malaysia

N. Bin Norjoharuddeen <sup>a</sup>, S. Y. Hoh <sup>55</sup>, I. Yusuff <sup>55</sup>, Z. Zolkapli <sup>a</sup>

#### Universidad de Sonora (UNISON), Hermosillo, Mexico

J. F. Benitez <sup>a</sup>, A. Castaneda Hernandez <sup>a</sup>, H. A. Encinas Acosta <sup>a</sup>, L. G. Gallegos Maríñez <sup>a</sup>, M. León Coello <sup>a</sup>, J. A. Murillo Quijada <sup>a</sup>, A. Sehrawat <sup>a</sup>, L. Valencia Palomo <sup>a</sup>

**Centro de Investigacion y de Estudios Avanzados del IPN, Mexico City, Mexico**

G. Ayala , H. Castilla-Valdez , I. Heredia-De La Cruz <sup>56</sup>, R. Lopez-Fernandez , C. A. Mondragon Herrera, D. A. Perez Navarro , A. Sánchez Hernández 

**Universidad Iberoamericana, Mexico City, Mexico**

C. Oropeza Barrera , F. Vazquez Valencia 








**Benemerita Universidad Autonoma de Puebla, Puebla, Mexico**

I. Pedraza , H. A. Salazar Ibarquen , C. Uribe Estrada 

**University of Montenegro, Podgorica, Montenegro**

I. Bubanja, J. Mijuskovic<sup>57</sup>, N. Raicevic 

**National Centre for Physics, Quaid-I-Azam University, Islamabad, Pakistan**

A. Ahmad , M. I. Asghar, A. Awais , M. I. M. Awan, M. Gul , H. R. Hoorani , W. A. Khan , M. Shoaib , M. Waqas 





**AGH University of Science and Technology Faculty of Computer Science, Electronics and Telecommunications, Kraków, Poland**

V. Avati, L. Grzanka , M. Malawski 

**National Centre for Nuclear Research, Swierk, Poland**

H. Bialkowska , M. Bluj , B. Boimska , M. Górski , M. Kazana , M. Szeper , P. Zalewski 

**Institute of Experimental Physics, Faculty of Physics, University of Warsaw, Warsaw, Poland**

K. Bunkowski , K. Doroba , A. Kalinowski , M. Konecki , J. Krolkowski 














**Laboratório de Instrumentação e Física Experimental de Partículas, Lisbon, Portugal**

M. Araujo , P. Bargassa , D. Bastos , A. Boletti , P. Faccioli , M. Gallinaro , J. Hollar , N. Leonardo , T. Niknejad , M. Pisano , J. Seixas , J. Varela 

**VINCA Institute of Nuclear Sciences, University of Belgrade, Belgrade, Serbia**

P. Adzic <sup>58</sup>, M. Dordevic , P. Milenovic , J. Milosevic 










**Centro de Investigaciones Energéticas Medioambientales y Tecnológicas (CIEMAT), Madrid, Spain**

M. Aguilar-Benitez, J. Alcaraz Maestre , A. Álvarez Fernández , M. Barrio Luna, Cristina F. Bedoya , C. A. Carrillo Montoya , M. Cepeda , M. Cerrada , N. Colino , B. De La Cruz , A. Delgado Peris , D. Fernández Del Val , J. P. Fernández Ramos , J. Flix , M. C. Fouz , O. Gonzalez Lopez , S. Goy Lopez , J. M. Hernandez , M. I. Josa , J. León Holgado , D. Moran , C. Perez Dengra , A. Pérez-Calero Yzquierdo , J. Puerta Pelayo , I. Redondo , D. D. Redondo Ferrero , L. Romero, S. Sánchez Navas , J. Sastre , L. Urda Gómez , J. Vazquez Escobar , C. Willmott










**Universidad Autónoma de Madrid, Madrid, Spain**

J. F. de Trocóniz 





**Universidad de Oviedo, Instituto Universitario de Ciencias y Tecnologías Espaciales de Asturias (ICTEA), Oviedo, Spain**

B. Alvarez Gonzalez , J. Cuevas , J. Fernandez Menendez , S. Folgueras , I. Gonzalez Caballero , J. R. González Fernández , E. Palencia Cortezon , C. Ramón Álvarez , V. Rodríguez Bouza , A. Soto Rodríguez , A. Trapote , C. Vico Villalba 





**Instituto de Física de Cantabria (IFCA), CSIC-Universidad de Cantabria, Santander, Spain**

J. A. Brochero Cifuentes , I. J. Cabrillo , A. Calderon , J. Duarte Campderros , M. Fernandez , C. Fernandez Madrazo , A. García Alonso, G. Gomez , C. Lasiosa García , C. Martinez Rivero , P. Martinez Ruiz del Arbol , F. Matorras , P. Matorras Cuevas , J. Piedra Gomez , C. Prieels, A. Ruiz-Jimeno , L. Scodellaro , I. Vila , J. M. Vizan Garcia 


























































**University of Colombo, Colombo, Sri Lanka**

M. K. Jayananda , B. Kailasapathy <sup>59</sup>, D. U. J. Sonnadara , D. D. C. Wickramarathna 

**University of Ruhuna, Department of Physics, Matara, Sri Lanka**

W. G. D. Dharmaratna , K. Liyanage , N. Perera , N. Wickramage 





































**CERN, European Organization for Nuclear Research, Geneva, Switzerland**

D. Abbaneo , J. Alimena , E. Auffray , G. Auzinger , J. Baechler, P. Baillon<sup>†</sup>, D. Barney , J. Bendavid , M. Bianco , B. Bilin , A. Bocchi , E. Brondolin , C. Caillol , T. Camporesi , G. Cerminara , N. Chernyavskaya , S. S. Chhibra , S. Choudhury, M. Cipriani , L. Cristella , D. d'Enterria , A. Dabrowski , A. David , A. De Roeck , M. M. Defranchis , M. Deile , M. Dobson , M. Dünser , N. Dupont, F. Fallavollita<sup>60</sup>, A. Florent , L. Forthomme , G. Franzoni , W. Funk , S. Ghosh , S. Giani, D. Gigi, K. Gill , F. Glege , L. Gouskos , E. Govorkova , M. Haranko , J. Hegeman , V. Innocente , T. James , P. Janot , J. Kaspar , J. Kieseler , N. Kratochwil , S. Laurila , P. Lecoq , E. Leutgeb , A. Lintuluoto , C. Lourenço , B. Maier , L. Malgeri , M. Mannelli , A. C. Marini , F. Meijers , S. Mersi , E. Meschi , F. Moortgat , M. Mulders , S. Orfanelli, L. Orsini, F. Pantaleo , E. Perez, M. Peruzzi , A. Petrilli , G. Petrucciani , A. Pfeiffer , M. Pierini , D. Piparo , M. Pitt , H. Qu , T. Quast, D. Rabady , A. Racz, G. Reales Gutiérrez, M. Rovere , H. Sakulin , J. Salfeld-Nebgen , S. Scarfi , M. Selvaggi , A. Sharma , P. Silva , P. Sphicas , A. G. Stahl Leitner , S. Summers , K. Tatar , V. R. Tavolaro , D. Treille , P. Tropea , A. Tsirou, J. Wanczyk , K. A. Wozniak , W. D. Zeuner
























**Paul Scherrer Institut, Villigen, Switzerland**

L. Caminada , A. Ebrahimi , W. Erdmann , R. Horisberger , Q. Ingram , H. C. Kaestli , D. Kotlinski , C. Lange , M. Missiroli , L. Noehte , T. Rohe 



**ETH Zurich-Institute for Particle Physics and Astrophysics (IPA), Zurich, Switzerland**

T. K. Aarrestad , K. Androsov , M. Backhaus , P. Berger, A. Calandri , K. Datta , A. De Cosa , G. Dissertori , M. Dittmar, M. Donegà , F. Eble , M. Galli , K. Gedia , F. Glessgen , T. A. Gómez Espinosa , C. Grab , D. Hits , W. Lustermann , A.-M. Lyon , R. A. Manzoni , L. Marchese , C. Martin Perez , A. Mascellani , F. Nessi-Tedaldi , J. Niedziela , F. Pauss , V. Perovic , S. Pigazzini , M. G. Ratti , M. Reichmann , C. Reissel , T. Reitenspiess , B. Ristic , F. Riti , D. Ruini, D. A. Sanz Becerra , J. Steggemann , D. Valsecchi , R. Wallny 











**Universität Zürich, Zurich, Switzerland**

C. Amsler , P. Bäertschi , C. Botta , D. Brzhechko, M. F. Canelli , K. Cormier , A. De Wit , R. Del Burgo, J. K. Heikkilä , M. Huwiler , W. Jin , A. Jofrehei , B. Kilminster , S. Leontsinis , S. P. Liechti , A. Macchiolo , P. Meiring , V. M. Mikuni , U. Molinatti , I. Neutelings , A. Reimers , P. Robmann, S. Sanchez Cruz , K. Schweiger , M. Senger , Y. Takahashi 

**National Central University, Chung-Li, Taiwan**

C. Adloff<sup>65</sup>, C. M. Kuo, W. Lin, P. K. Rout , S. S. Yu 





















**National Taiwan University (NTU), Taipei, Taiwan**

L. Ceard, Y. Chao , K. F. Chen , P. s. Chen, H. Cheng , W.-S. Hou , R. Khurana, G. Kole , Y. y. Li , R.-S. Lu , E. Paganis , A. Psallidas, A. Steen , H. y. Wu, E. Yazgan , P. r. Yu



**Chulalongkorn University, Faculty of Science, Department of Physics, Bangkok, Thailand**

C. Asawatangkuldee , N. Srimanobhas 

**Çukurova University, Physics Department, Science and Art Faculty, Adana, Turkey**

D. Agyel , F. Boran , Z. S. Demiroglu , F. Dolek , I. Dumanoglu , E. Eskut , Y. Guler , E. Gurpinar Guler , C. Isik , O. Kara, A. Kayis Topaksu , U. Kiminsu , G. Onengut , K. Ozdemir , A. Polatoz , A. E. Simsek , B. Tali , U. G. Tok , S. Turkcapar , E. Uslan , I. S. Zorbakir 

**Middle East Technical University, Physics Department, Ankara, Turkey**

G. Karapinar<sup>70</sup>, K. Ocalan , M. Yalvac 

**Bogazici University, Istanbul, Turkey**

B. Akgun , I. O. Atakisi , E. Gülmez , M. Kaya , O. Kaya , S. Tekten 


**Istanbul Technical University, Istanbul, Turkey**

A. Cakir , K. Cankocak <sup>66</sup>, Y. Komurcu , S. Sen <sup>66</sup>

**Istanbul University, Istanbul, Turkey**

O. Aydilek , S. Cerci <sup>69</sup>, B. Hacisahinoglu , I. Hos <sup>76</sup>, B. Isildak <sup>77</sup>, B. Kaynak , S. Ozkorucuklu ,  
C. Simsek , D. Sunar Cerci <sup>69</sup>
















**Institute for Scintillation Materials of National Academy of Science of Ukraine, Kharkiv, Ukraine**

B. Grynyov 

















**National Science Centre, Kharkiv Institute of Physics and Technology, Kharkiv, Ukraine**

L. Levchuk 


































**University of Bristol, Bristol, UK**

D. Anthony , E. Bhal , J. J. Brooke , A. Bundock , E. Clement , D. Cussans , H. Flacher , M. Glowacki,  
J. Goldstein , G. P. Heath, H. F. Heath , L. Kreczko , B. Krikler , S. Paramesvaran , S. Seif El Nasr-Storey,  
V. J. Smith , N. Stylianou <sup>78</sup>, K. Walkingshaw Pass, R. White 

**Rutherford Appleton Laboratory, Didcot, UK**

A. H. Ball, K. W. Bell , A. Belyaev <sup>79</sup>, C. Brew , R. M. Brown , D. J. A. Cockerill , C. Cooke , K. V. Ellis,  
K. Harder , S. Harper , M.-L. Holmberg <sup>80</sup>, J. Linacre , K. Manolopoulos, D. M. Newbold , E. Olaiya, D. Petyt ,  
T. Reis , G. Salvi , T. Schuh, C. H. Shepherd-Themistocleous , I. R. Tomalin, T. Williams 


**Imperial College, London, UK**

R. Bainbridge , P. Bloch , S. Bonomally, J. Borg , S. Breeze, C. E. Brown , O. Buchmuller, V. Cacchio,  
V. Cepaitis , G. S. Chahal <sup>81</sup>, D. Colling , J. S. Dancu, P. Dauncey , G. Davies , J. Davies, M. Della Negra ,  
S. Fayer, G. Fedi , G. Hall , M. H. Hassanshahi , A. Howard, G. Iles , J. Langford , L. Lyons , A.-M. Magnan ,  
S. Malik, A. Martelli , M. Mieskolainen , D. G. Monk , J. Nash <sup>82</sup>, M. Pesaresi, B. C. Radburn-Smith ,  
D. M. Raymond, A. Richards, A. Rose , E. Scott , C.-M. Seez , A. Shtipliyski, R. Shukla , A. Tapper ,  
K. Uchida , G. P. Uttley , L. H. Vage, T. Virdee <sup>28</sup>, M. Vojinovic , N. Wardle , S. N. Webb , D. Winterbottom

**Brunel University, Uxbridge, UK**

K. Coldham, J. E. Cole , A. Khan, P. Kyberd , I. D. Reid 

**Baylor University, Waco, TX, USA**

S. Abdullin , A. Brinkerhoff , B. Caraway , J. Dittmann , K. Hatakeyama , A. R. Kanuganti , B. McMaster ,  
M. Saunders , S. Sawant , C. Sutantawibul , J. Wilson 

**Catholic University of America, Washington, DC, USA**

R. Bartek , A. Dominguez , R. Uniyal , A. M. Vargas Hernandez 




















**The University of Alabama, Tuscaloosa, AL, USA**

S. I. Cooper , D. Di Croce , S. V. Gleyzer , C. Henderson , C. U. Perez , P. Rumerio <sup>83</sup>, C. West 

**Boston University, Boston, MA, USA**

A. Akpinar , A. Albert , D. Arcaro , C. Cosby , Z. Demiragli , C. Erice , E. Fontanesi , D. Gastler ,  
S. May , J. Rohlf , K. Salyer , D. Sperka , D. Spitzbart , I. Suarez , A. Tsatsos , S. Yuan 















**Brown University, Providence, RI, USA**

G. Benelli , B. Burkle , X. Coubez <sup>23</sup>, D. Cutts , M. Hadley , U. Heintz , J. M. Hogan <sup>84</sup>, T. Kwon ,  
G. Landsberg , K. T. Lau , D. Li , J. Luo , M. Narain , N. Pervan , S. Sagir <sup>85</sup>, F. Simpson , E. Usai ,  
W. Y. Wong, X. Yan , D. Yu , W. Zhang










**University of California, Davis, Davis, CA, USA**

J. Bonilla , C. Brainerd , R. Breedon , M. Calderon De La Barca Sanchez , M. Chertok , J. Conway ,  
P. T. Cox , R. Erbacher , G. Haza , F. Jensen , O. Kukral , G. Mocellin , M. Mulhearn , D. Pellett ,  
B. Regnery , Y. Yao , F. Zhang 






**University of California, Los Angeles, CA, USA**

M. Bachtis , R. Cousins , A. Datta , D. Hamilton , J. Hauser , M. Ignatenko , M. A. Iqbal , T. Lam , E. Manca , W. A. Nash , S. Regnard , D. Saltzberg , B. Stone , V. Valuev 













**University of California, Riverside, Riverside, CA, USA**

R. Clare , J. W. Gary , M. Gordon , G. Hanson , G. Karapostoli , O. R. Long , N. Manganelli , W. Si , S. Wimpenny 













**University of California, San Diego, La Jolla, CA, USA**

J. G. Branson , P. Chang , S. Citolin , S. Cooperstein , D. Diaz , J. Duarte , R. Gerosa , L. Giannini , J. Guiang , R. Kansal , V. Krutelyov , R. Lee , J. Letts , M. Masciovecchio , F. Mokhtar , M. Pieri , B. V. Sathia Narayanan , V. Sharma , M. Tadel , E. Vourliotis , F. Würthwein , Y. Xiang , A. Yagil 

**Department of Physics, University of California, Santa Barbara, Santa Barbara, CA, USA**

N. Amin , C. Campagnari , M. Citron , G. Collura , A. Dorsett , V. Dutta , J. Incandela , M. Kilpatrick , J. Kim , A. J. Li , P. Masterson , H. Mei , M. Oshiro , M. Quinnan , J. Richman , U. Sarica , R. Schmitz , F. Setti , J. Sheplock , P. Siddireddy , D. Stuart , S. Wang 













**California Institute of Technology, Pasadena, CA, USA**

A. Bornheim , O. Cerri , I. Dutta , A. Latorre , J. M. Lawhorn , N. Lu , J. Mao , H. B. Newman , T. Q. Nguyen , M. Spiropulu , J. R. Vlimant , C. Wang , S. Xie , R. Y. Zhu 













**Carnegie Mellon University, Pittsburgh, PA, USA**

J. Alison , S. An , M. B. Andrews , P. Bryant , T. Ferguson , A. Harilal , C. Liu , T. Mudholkar , S. Murthy , M. Paulini , A. Roberts , A. Sanchez , W. Terrill 













**University of Colorado Boulder, Boulder, CO, USA**

J. P. Cumalat , W. T. Ford , A. Hassani , G. Karathanasis , E. MacDonald , F. Marini , R. Patel , A. Perloff , C. Savard , N. Schonbeck , K. Stenson , K. A. Ulmer , S. R. Wagner , N. Zipper 













**Cornell University, Ithaca, NY, USA**

J. Alexander , S. Bright-Thonney , X. Chen , D. J. Cranshaw , J. Fan , X. Fan , D. Gadkari , S. Hogan , J. Monroy , J. R. Patterson , D. Quach , J. Reichert , M. Reid , A. Ryd , J. Thom , P. Wittich , R. Zou 

**Fermi National Accelerator Laboratory, Batavia, IL, USA**

M. Albrow , M. Alyari , G. Apollinari , A. Apresyan , L. A. T. Bauerdick , D. Berry , J. Berryhill , P. C. Bhat , K. Burkett , J. N. Butler , A. Canepa , G. B. Cerati , H. W. K. Cheung , F. Chlebana , K. F. Di Petrillo , J. Dickinson , V. D. Elvira , Y. Feng , J. Freeman , A. Gandrakota , Z. Gecse , L. Gray , D. Green , S. Grünendahl , O. Gutsche , R. M. Harris , R. Heller , T. C. Herwig , J. Hirschauer , L. Horyn , B. Jayatilaka , S. Jindariani , M. Johnson , U. Joshi , T. Klijsma , B. Klima , K. H. M. Kwok , S. Lammel , D. Lincoln , R. Lipton , T. Liu , C. Madrid , K. Maeshima , C. Mantilla , D. Mason , P. McBride , P. Merkel , S. Mrenna , S. Nahn , J. Ngadiuba , D. Noonan , V. Papadimitriou , N. Pastika , K. Pedro , C. Pena , F. Ravera , A. Reinsvold Hall , L. Ristori , E. Sexton-Kennedy , N. Smith , A. Soha , L. Spiegel , J. Strait , L. Taylor , S. Tkaczyk , N. V. Tran , L. Uplegger , E. W. Vaandering , H. A. Weber , I. Zoi 

**University of Florida, Gainesville, FL, USA**

P. Avery , D. Bourilkov , L. Cadamuro , V. Cherepanov , R. D. Field , D. Guerrero , M. Kim , E. Koenig , J. Konigsberg , A. Korytov , K. H. Lo , K. Matchev , N. Menendez , G. Mitselmakher , A. Muthirakalayil Madhu , N. Rawal , D. Rosenzweig , S. Rosenzweig , K. Shi , J. Wang , Z. Wu 

**Florida State University, Tallahassee, FL, USA**

T. Adams , A. Askew , R. Habibullah , V. Hagopian , T. Kolberg , G. Martinez , H. Prosper , C. Schiber , O. Viazlo , R. Yohay , J. Zhang 

**Florida Institute of Technology, Melbourne, FL, USA**

M. M. Baarmand , S. Butalla , T. Elkafrawy , M. Hohlmann , R. Kumar Verma , M. Rahmani , F. Yumiceva 



**University of Illinois at Chicago (UIC), Chicago, IL, USA**

M. R. Adams , H. Becerril Gonzalez , R. Cavanaugh , S. Dittmer , O. Evdokimov , C. E. Gerber ,  
D. J. Hofman , D. S. Lemos , A. H. Merrit , C. Mills , G. Oh , T. Roy , S. Rudrabhatla , M. B. Tonjes ,  
N. Varelas , X. Wang , Z. Ye , J. Yoo 
























**The University of Iowa, Iowa City, IA, USA**

M. Alhusseini , K. Dilsiz <sup>88</sup>, L. Emediato , R. P. Gandrajula , G. Karaman , O. K. Köseyan , J. -P. Merlo,  
A. Mestvirishvili <sup>89</sup>, J. Nachtman , O. Neogi, H. Ogul <sup>90</sup>, Y. Onel , A. Penzo , C. Snyder, E. Tiras <sup>91</sup>






**Johns Hopkins University, Baltimore, MD, USA**

O. Amram , B. Blumenfeld , L. Corcodilos , J. Davis , A. V. Gritsan , S. Kyriacou , P. Maksimovic ,  
J. Roskes , S. Sekhar , M. Swartz , T. Á. Vámi 

**The University of Kansas, Lawrence, KS, USA**

A. Abreu , L. F. Alcerro Alcerro , J. Anguiano , P. Baringer , A. Bean , Z. Flowers , T. Isidori , J. King ,  
G. Krintiras , M. Lazarovits , C. Le Mahieu , C. Lindsey, J. Marquez , N. Minafra , M. Murray , M. Nickel ,  
C. Rogan , C. Royon , R. Salvatico , S. Sanders , C. Smith , Q. Wang , J. Williams , G. Wilson 

**Kansas State University, Manhattan, KS, USA**

B. Allmond , S. Duric, A. Ivanov , K. Kaadze , D. Kim, Y. Maravin , T. Mitchell, A. Modak, K. Nam, D. Roy 























**Lawrence Livermore National Laboratory, Livermore, CA, USA**

F. Rebassoo , D. Wright 

**University of Maryland, College Park, MD, USA**

E. Adams , A. Baden , O. Baron, A. Belloni , A. Bethani , S. C. Eno , N. J. Hadley , S. Jabeen ,  
R. G. Kellogg , T. Koeth , Y. Lai , S. Lascio , A. C. Mignerey , S. Nabili , C. Palmer , C. Papageorgakis ,  
L. Wang , K. Wong 

**Massachusetts Institute of Technology, Cambridge, MA, USA**

D. Abercrombie, W. Busza , I. A. Cali , Y. Chen , M. D'Alfonso , J. Eysermans , C. Freer ,  
G. Gomez-Ceballos , M. Goncharov, P. Harris, M. Hu , D. Kovalskiy , J. Krupa , Y.-J. Lee , K. Long ,  
C. Mironov , C. Paus , D. Rankin , C. Roland , G. Roland , Z. Shi , G. S. F. Stephans , J. Wang, Z. Wang ,  
B. Wyslouch , T. J. Yang 

**University of Minnesota, Minneapolis, MN, USA**

R. M. Chatterjee, B. Crossman , A. Evans , J. Hiltbrand , Sh. Jain , B. M. Joshi , C. Kapsiak , M. Krohn ,  
Y. Kubota , J. Mans , M. Revering , R. Rusack , R. Saradhy , N. Schroeder , N. Strobbe , M. A. Wadud 












**University of Mississippi, Oxford, MS, USA**

L. M. Cremaldi 




















**University of Nebraska-Lincoln, Lincoln, NE, USA**

K. Bloom , M. Bryson, D. R. Claes , C. Fangmeier , L. Finco , F. Golf , C. Joo , R. Kamalieddin,  
I. Kravchenko , I. Reed , J. E. Siado , G. R. Snow <sup>†</sup>, W. Tabb , A. Wightman , F. Yan , A. G. Zecchinelli 

**State University of New York at Buffalo, Buffalo, NY, USA**

G. Agarwal , H. Bandyopadhyay , L. Hay , I. Iashvili , A. Kharchilava , C. McLean , M. Morris ,  
D. Nguyen , J. Pekkanen , S. Rappoccio , A. Williams 







**Northeastern University, Boston, MA, USA**















G. Alverson , E. Barberis , Y. Haddad , Y. Han , A. Krishna , J. Li , J. Lidrych , G. Madigan ,  
B. Marzocchi , D. M. Morse , V. Nguyen , T. Orimoto , A. Parker , L. Skinnari , A. Tishelman-Charny ,  
T. Wamorkar , B. Wang , A. Wisecarver , D. Wood 

**Northwestern University, Evanston, IL, USA**










S. Bhattacharya , J. Bueghly, Z. Chen , A. Gilbert , K. A. Hahn , Y. Liu , N. Odell , M. H. Schmitt , M. Velasco

**University of Notre Dame, Notre Dame, IN, USA**



















R. Band , R. Bucci, M. Cremonesi, A. Das , R. Goldouzian , M. Hildreth , K. Hurtado Anampa , C. Jessop 

K. Lannon , J. Lawrence , N. Loukas , L. Lutton , J. Mariano, N. Marinelli, I. Mcalister, T. McCauley , C. Mcgrady , K. Mohrman , C. Moore , Y. Musienko <sup>13</sup>, R. Ruchti , A. Townsend , M. Wayne , H. Yockey, M. Zarucki , L. Zygala 

#### **The Ohio State University, Columbus, OH, USA**

B. Bylsma, M. Carrigan , L. S. Durkin , B. Francis , C. Hill , M. Joyce , A. Lesauvage , M. Nunez Ornelas , K. Wei, B. L. Winer , B. R. Yates 




















#### **Princeton University, Princeton, NJ, USA**

F. M. Addesa , P. Das , G. Dezoort , P. Elmer , A. Frankenthal , B. Greenberg , N. Haubrich , S. Higginbotham , A. Kalogeropoulos , G. Kopp , S. Kwan , D. Lange , D. Marlow , K. Mei , I. Ojalvo , J. Olsen , D. Stickland , C. Tully 

#### **University of Puerto Rico, Mayaguez, PR, USA**

S. Malik , S. Norberg








#### **Purdue University, West Lafayette, IN, USA**

A. S. Bakshi , V. E. Barnes , R. Chawla , S. Das , L. Gutay, M. Jones , A. W. Jung , D. Kondratyev , A. M. Koshy, M. Liu , G. Negro , N. Neumeister , G. Paspalaki , S. Piperov , A. Purohit , J. F. Schulte , M. Stojanovic , J. Thieman , F. Wang , R. Xiao , W. Xie 












#### **Purdue University Northwest, Hammond, IN, USA**

J. Dolen , N. Parashar 


#### **Rice University, Houston, TX, USA**

D. Acosta , A. Baty , T. Carnahan , M. Decaro, S. Dildick , K. M. Ecklund , P. J. Fernández Manteca , S. Freed, P. Gardner, F. J. M. Geurts , A. Kumar , W. Li , B. P. Padley , R. Redjimi, J. Rotter , W. Shi , S. Yang , E. Yigitbasi , L. Zhang <sup>92</sup>, Y. Zhang 

















#### **University of Rochester, Rochester, NY, USA**

A. Bodek , P. de Barbaro , R. Demina , J. L. Dulemba , C. Fallon, T. Ferbel , M. Galanti, A. Garcia-Bellido , O. Hindrichs , A. Khukhunaishvili , E. Ranken , R. Taus , G. P. Van Onsem 

#### **The Rockefeller University, New York, NY, USA**

K. Goulianos 


#### **Rutgers, The State University of New Jersey, Piscataway, NJ, USA**

B. Chiarito, J. P. Chou , Y. Gershtein , E. Halkiadakis , A. Hart , M. Heindl , D. Jaroslawski , O. Karacheban <sup>26</sup>, I. Laflotte , A. Lath , R. Montalvo, K. Nash, M. Osherson , H. Routray , S. Salur , S. Schnetzer, S. Somalwar , R. Stone , S. A. Thayil , S. Thomas, H. Wang 

#### **University of Tennessee, Knoxville, TN, USA**

H. Acharya, A. G. Delannoy , S. Fiorendi , T. Holmes , E. Nibigira , S. Spanier 

#### **Texas A&M University, College Station, TX, USA**

O. Bouhali <sup>93</sup>, M. Dalchenko , A. Delgado , R. Eusebi , J. Gilmore , T. Huang , T. Kamon <sup>94</sup>, H. Kim , S. Luo , S. Malhotra, R. Mueller , D. Overton , D. Rathjens , A. Safonov 

#### **Texas Tech University, Lubbock, TX, USA**






















N. Akchurin , J. Damgov , V. Hegde , K. Lamichhane , S. W. Lee , T. Mengke, S. Muthumuni , T. Peltola , I. Volobouev , A. Whitbeck 

#### **Vanderbilt University, Nashville, TN, USA**

E. Appelt , S. Greene, A. Gurrola , W. Johns , A. Melo , F. Romeo , P. Sheldon , S. Tuo , J. Velkovska , J. Viinikainen 

#### **University of Virginia, Charlottesville, VA, USA**

B. Cardwell , B. Cox , G. Cummings , J. Hakala , R. Hirosky , A. Ledovskoy , A. Li , C. Neu , C. E. Perez Lara , B. Tannenwald 

**Wayne State University, Detroit, MI, USA**P. E. Karchin , N. Poudyal **University of Wisconsin-Madison, Madison, WI, USA**S. Banerjee , K. Black , T. Bose , S. Dasu , I. De Bruyn , P. Everaerts , C. Galloni, H. He , M. Herndon , A. Herve , C. K. Koraka , A. Lanaro, A. Loeliger , R. Loveless , J. Madhusudanan Sreekala , A. Mallampalli , A. Mohammadi , S. Mondal, G. Parida , D. Pinna, A. Savin, V. Shang , V. Sharma , W. H. Smith , D. Teague, H. F. Tsoi , W. Vetens **Authors affiliated with an institute or an international laboratory covered by a cooperation agreement with CERN, Geneva, Switzerland**S. Afanasiev , V. Andreev , Yu. Andreev , T. Aushev , M. Azarkin , A. Babaev , A. Belyaev , V. Blinov<sup>95</sup>, E. Boos , V. Borshch , D. Budkouski , V. Bunichev , V. Chekhovsky, R. Chistov <sup>95</sup>, A. Dermenev , T. Dimova <sup>95</sup>, I. Dremin , M. Dubinin <sup>86</sup>, L. Dudko , V. Epshteyn , G. Gavrilo , V. Gavrilo , S. Gninenko , V. Golovtsov , N. Golubev , I. Golutvin , I. Gorbunov , V. Ivanchenko , Y. Ivanov , V. Kachanov , L. Kardapoltsev <sup>95</sup>, V. Karjavine , A. Karneyev , V. Kim <sup>95</sup>, M. Kirakosyan, D. Kirpichnikov , M. Kirsanov , V. Klyukhin , O. Kodolova <sup>96</sup>, D. Konstantinov , V. Korenkov , A. Kozyrev <sup>95</sup>, N. Krasnikov , E. Kuznetsova <sup>97</sup>, A. Lanev , P. Levchenko , A. Litomin, N. Lychkovskaya , V. Makarenko , A. Malakhov , V. Matveev <sup>95</sup>, V. Murzin , A. Nikitenko <sup>98</sup>, S. Obraztsov , A. Oskin, I. Ovtin <sup>95</sup>, V. Palichik , P. Parygin , V. Perelygin , M. Perfilov, S. Petrushanko , S. Polikarpov <sup>95</sup>, V. Popov, E. Popova , O. Radchenko <sup>95</sup>, M. Savina , V. Savrin , D. Selivanova , V. Shalaev , S. Shmatov , S. Shulha , Y. Skovpen <sup>95</sup>, S. Slabospitskii , V. Smirnov , D. Sosnov , V. Sulimov , E. Tcherniaev , A. Terkulov , O. Teryaev , I. Tlisova , M. Toms , A. Toropin , L. Uvarov , A. Uzunian , E. Vlasov , P. Volkov, A. Vorobyev, N. Voytishin , B. S. Yuldashev<sup>99</sup>, A. Zarubin , I. Zhizhin , A. Zhokin † **Deceased**

- 1: Also at Yerevan State University, Yerevan, Armenia
- 2: Also at TU Wien, Vienna, Austria
- 3: Also at Institute of Basic and Applied Sciences, Faculty of Engineering, Arab Academy for Science, Technology and Maritime Transport, Alexandria, Egypt
- 4: Also at Université Libre de Bruxelles, Bruxelles, Belgium
- 5: Also at Universidade Estadual de Campinas, Campinas, Brazil
- 6: Also at Federal University of Rio Grande do Sul, Porto Alegre, Brazil
- 7: Also at UFMS, Nova Andradina, Brazil
- 8: Also at The University of the State of Amazonas, Manaus, Brazil
- 9: Also at University of Chinese Academy of Sciences, Beijing, China
- 10: Also at Nanjing Normal University Department of Physics, Nanjing, China
- 11: Now at The University of Iowa, Iowa City, IA, USA
- 12: Also at University of Chinese Academy of Sciences, Beijing, China
- 13: Also at an institute or an international laboratory covered by a cooperation agreement with CERN, Geneva, Switzerland
- 14: Also at Cairo University, Cairo, Egypt
- 15: Also at Suez University, Suez, Egypt
- 16: Now at British University in Egypt, Cairo, Egypt
- 17: Also at Purdue University, West Lafayette, IN, USA
- 18: Also at Université de Haute Alsace, Mulhouse, France
- 19: Also at Department of Physics, Tsinghua University, Beijing, China
- 20: Also at Tbilisi State University, Tbilisi, Georgia
- 21: Also at Erzincan Binali Yildirim University, Erzincan, Turkey
- 22: Also at University of Hamburg, Hamburg, Germany
- 23: Also at RWTH Aachen University, III. Physikalisches Institut A, Aachen, Germany
- 24: Also at Isfahan University of Technology, Isfahan, Iran
- 25: Also at Bergische University Wuppertal (BUW), Wuppertal, Germany
- 26: Also at Brandenburg University of Technology, Cottbus, Germany
- 27: Also at Forschungszentrum Jülich, Jülich, Germany

- 28: Also at CERN, European Organization for Nuclear Research, Geneva, Switzerland
- 29: Also at Physics Department, Faculty of Science, Assiut University, Assiut, Egypt
- 30: Also at Karoly Robert Campus, MATE Institute of Technology, Gyongyos, Hungary
- 31: Also at Wigner Research Centre for Physics, Budapest, Hungary
- 32: Also at Institute of Physics, University of Debrecen, Debrecen, Hungary
- 33: Also at Institute of Nuclear Research ATOMKI, Debrecen, Hungary
- 34: Now at Universitatea Babes-Bolyai-Facultatea de Fizica, Cluj-Napoca, Romania
- 35: Also at Faculty of Informatics, University of Debrecen, Debrecen, Hungary
- 36: Also at Punjab Agricultural University, Ludhiana, India
- 37: Also at UPES-University of Petroleum and Energy Studies, Dehradun, India
- 38: Also at University of Visva-Bharati, Santiniketan, India
- 39: Also at University of Hyderabad, Hyderabad, India
- 40: Also at Indian Institute of Science (IISc), Bangalore, India
- 41: Also at Indian Institute of Technology (IIT), Mumbai, India
- 42: Also at IIT Bhubaneswar, Bhubaneswar, India
- 43: Also at Institute of Physics, Bhubaneswar, India
- 44: Also at Deutsches Elektronen-Synchrotron, Hamburg, Germany
- 45: Also at Sharif University of Technology, Tehran, Iran
- 46: Also at Department of Physics, University of Science and Technology of Mazandaran, Behshahr, Iran
- 47: Also at Helwan University, Cairo, Egypt
- 48: Also at Italian National Agency for New Technologies, Energy and Sustainable Economic Development, Bologna, Italy
- 49: Also at Centro Siciliano di Fisica Nucleare e di Struttura Della Materia, Catania, Italy
- 50: Also at Scuola Superiore Meridionale, Università di Napoli 'Federico II', Naples, Italy
- 51: Also at Fermi National Accelerator Laboratory, Batavia, IL, USA
- 52: Also at Università di Napoli 'Federico II', Naples, Italy
- 53: Also at Ain Shams University, Cairo, Egypt
- 54: Also at Consiglio Nazionale delle Ricerche-Istituto Officina dei Materiali, Perugia, Italy
- 55: Also at Department of Applied Physics, Faculty of Science and Technology, Universiti Kebangsaan Malaysia, Bangi, Malaysia
- 56: Also at Consejo Nacional de Ciencia y Tecnología, Mexico City, Mexico
- 57: Also at IRFU, CEA, Université Paris-Saclay, Gif-sur-Yvette, France
- 58: Also at Faculty of Physics, University of Belgrade, Belgrade, Serbia
- 59: Also at Trincomalee Campus, Eastern University, Sri Lanka, Nilaveli, Sri Lanka
- 60: Also at INFN Sezione di Pavia, Università di Pavia, Pavia, Italy
- 61: Also at National and Kapodistrian University of Athens, Athens, Greece
- 62: Also at Ecole Polytechnique Fédérale Lausanne, Lausanne, Switzerland
- 63: Also at Universität Zürich, Zurich, Switzerland
- 64: Also at Stefan Meyer Institute for Subatomic Physics, Vienna, Austria
- 65: Also at Laboratoire d'Annecy-le-Vieux de Physique des Particules, IN2P3-CNRS, Annecy-le-Vieux, France
- 66: Also at Near East University, Research Center of Experimental Health Science, Mersin, Turkey
- 67: Also at Konya Technical University, Konya, Turkey
- 68: Also at Izmir Bakircay University, Izmir, Turkey
- 69: Also at Adiyaman University, Adiyaman, Turkey
- 70: Also at Istanbul Gedik University, Istanbul, Turkey
- 71: Also at Necmettin Erbakan University, Konya, Turkey
- 72: Also at Bozok Universitetesi Rektörlüğü, Yozgat, Turkey
- 73: Also at Marmara University, Istanbul, Turkey
- 74: Also at Milli Savunma University, Istanbul, Turkey
- 75: Also at Kafkas University, Kars, Turkey
- 76: Also at Istanbul University-Cerrahpasa, Faculty of Engineering, Istanbul, Turkey
- 77: Also at Yildiz Technical University, Istanbul, Turkey
- 78: Also at Vrije Universiteit Brussel, Brussel, Belgium
- 79: Also at School of Physics and Astronomy, University of Southampton, Southampton, UK

- 80: Also at University of Bristol, Bristol, UK
- 81: Also at IPPP Durham University, Durham, UK
- 82: Also at Monash University, Faculty of Science, Clayton, Australia
- 83: Also at Università di Torino, Turin, Italy
- 84: Also at Bethel University, St. Paul, MN, USA
- 85: Also at Karamanoğlu Mehmetbey University, Karaman, Turkey
- 86: Also at California Institute of Technology, Pasadena, CA, USA
- 87: Also at United States Naval Academy, Annapolis, MD, USA
- 88: Also at Bingol University, Bingol, Turkey
- 89: Also at Georgian Technical University, Tbilisi, Georgia
- 90: Also at Sinop University, Sinop, Turkey
- 91: Also at Erciyes University, Kayseri, Turkey
- 92: Also at Institute of Modern Physics and Key Laboratory of Nuclear Physics and Ion-beam Application (MOE)-Fudan University, Shanghai, China
- 93: Also at Texas A&M University at Qatar, Doha, Qatar
- 94: Also at Kyungpook National University, Daegu, Korea
- 95: Also at another institute or international laboratory covered by a cooperation agreement with CERN, Geneva, Switzerland
- 96: Also at Yerevan Physics Institute, Yerevan, Armenia
- 97: Now at University of Florida, Gainesville, FL, USA
- 98: Also at Imperial College, London, UK
- 99: Also at Institute of Nuclear Physics of the Uzbekistan Academy of Sciences, Tashkent, Uzbekistan