

# Lawrence Berkeley National Laboratory

## Recent Work

### Title

EXPERIMENTAL STUDIES OF THE FORM FACTORS IN  $K^+u^3$  AND  $Ke^?$ , DECAY

### Permalink

<https://escholarship.org/uc/item/03c9p6kg>

### Authors

Brown, John L.

Kadyk, John A.

Trilling, George H.

et al.

### Publication Date

1962-05-03

**University of California**

**Ernest O. Lawrence  
Radiation Laboratory**

**TWO-WEEK LOAN COPY**

**This is a Library Circulating Copy  
which may be borrowed for two weeks.  
For a personal retention copy, call  
Tech. Info. División, Ext. 5545**

**Berkeley, California**

## **DISCLAIMER**

This document was prepared as an account of work sponsored by the United States Government. While this document is believed to contain correct information, neither the United States Government nor any agency thereof, nor the Regents of the University of California, nor any of their employees, makes any warranty, express or implied, or assumes any legal responsibility for the accuracy, completeness, or usefulness of any information, apparatus, product, or process disclosed, or represents that its use would not infringe privately owned rights. Reference herein to any specific commercial product, process, or service by its trade name, trademark, manufacturer, or otherwise, does not necessarily constitute or imply its endorsement, recommendation, or favoring by the United States Government or any agency thereof, or the Regents of the University of California. The views and opinions of authors expressed herein do not necessarily state or reflect those of the United States Government or any agency thereof or the Regents of the University of California.

UCRL-10203

Phys. Rev. Letters

UNIVERSITY OF CALIFORNIA

Lawrence Radiation Laboratory

Berkeley, California

Contract No. W-7405-eng-48

EXPERIMENTAL STUDIES OF

THE FORM FACTORS

IN  $K_{\mu 3}^+$  AND  $K_{e 3}^+$  DECAY

John L. Brown, John A. Kadyk,  
George H. Trilling, Remy T. Van de Walle,  
Byron P. Roe, and Daniel Sinclair

May 3, 1962

## EXPERIMENTAL STUDIES OF THE FORM FACTORS

IN  $K_{\mu 3}^+$  AND  $K_{e 3}^+$  DECAY\*

John L. Brown, John A. Kadyk,

George H. Trilling, and Ray T. Van de Walle<sup>†</sup>Lawrence Radiation Laboratory and Department of Physics  
University of California, Berkeley, California

and

Byron P. Roe and Daniel Sinclair

Department of Physics  
University of Michigan, Ann Arbor, Michigan

May 3, 1962

Three-body leptonic decays of  $K^+$  mesons ( $K_{\mu 3}^+ \rightarrow \mu^+ + \pi^0 + \nu$ ,  $K_{e 3}^+ \rightarrow e^+ + \pi^0 + \nu$ ) provide a fruitful field for the study of strangeness-nonconserving weak interactions. Previous work in this area includes determinations of rates,<sup>1</sup> studies of pion energy spectra and angular correlations in  $K_{e 3}^+$  decay,<sup>2</sup> and investigations of the muon energy spectrum in  $K_{\mu 3}^+$  decay.<sup>3-5</sup> In this letter we present the results of a detailed analysis of 76  $K_{\mu 3}^+$  events observed in a 12-inch xenon bubble chamber.<sup>6</sup> In particular, we show that within the framework of the usual V-A Fermi interaction, the muon and electron are coupled identically in three-body leptonic  $K^+$  decay. In addition, we place limits on the magnitudes and possible energy dependence of the "form factors" inherent in the decay process and compare these results to those recently obtained from studies of the  $K_{\mu 3}^+$ -muon energy spectrum.<sup>5</sup>

A number of authors<sup>7,8</sup> have shown that, under the assumption of vector coupling, the following distribution function holds for either  $K_{e3}^+$  or  $K_{\mu 3}^+$  decay for the pion momentum and pion-neutrino angular correlation:

$$F(P, \Theta) dP d \cos \Theta = \frac{P^2}{E} \frac{(W^2 - P^2 - m_L^2)^2}{(W + P \cos \Theta)^4} \left[ P^2 \sin^2 \Theta f_V^2 + \frac{m_L^2}{M_K^2} \left( M_K f_V + (W + P \cos \Theta) g_V \right)^2 \right] dP d \cos \Theta . \quad (1)$$

Here  $P$  is the pion momentum and  $E$  is the total pion energy;  $\Theta$  is the angle between the pion and the neutrino;  $M_K$  is the K mass;  $W = M_K - E$ ;  $m_\pi$  is the pion mass;  $m_L$  is the lepton ( $\mu$  or  $e$ ) mass, and  $f_V$ ,  $g_V$  are functions ("form factors") of  $q^2 = M_K^2 + m_\pi^2 - 2M_KE$ , the square of the invariant four-momentum transfer. We assume time-reversal invariance and hence take the form factors to be real. Experimental studies have confirmed the validity of Eq. (1) for the description of the  $K_{e3}^+$  mode.<sup>2</sup> However, it should be noted that for this decay mode, the term containing  $g_V$  is practically zero, since the ratio of the electron mass to that of the kaon is very small; consequently, information concerning this term must come exclusively from the investigation of the  $K_{\mu 3}^+$  decay mode.

The  $K_{\mu 3}^+$  events under consideration are a specially selected group that fulfill the following requirements:

1. The  $K^+$  decay occurs in a given fiducial volume.
2. The  $\mu^+$  stops in the chamber with a range greater than 1 cm;
3. Both  $\gamma$  rays from the  $\pi^0$  convert into electron pairs within a given fiducial volume.

These requirements insure that (a)  $K_{\mu 3}^+$  events are separated from the much more numerous  $K_{\pi 2}^+$  decays on the scanning table, and (b) the measurements of the muon energy and direction and gamma-ray directions provide enough information for a complete reconstruction of the event. This statement has one qualification: the reconstruction is double-valued, and the correct solution is chosen from a comparison between the predicted gamma-ray energies and the observed ionizing path lengths of the electron pairs. In general, the two solutions predict widely different energies for the gamma rays, and even crude experimental information on this point can define the correct solution.

The above criteria for selecting the  $K_{\mu 3}^+$  sample leave one important source of contamination; namely  $\tau'$  ( $\tau' \rightarrow \pi^+ + 2\pi^0$ ) decays in which only two out of the four gamma rays convert in the chamber. Some of these events can be reconstructed as fake  $K_{\mu 3}^+$  decays with secondaries of range less than 8.2 cm (the maximum range of the  $\pi^+$  in  $\tau'$  decay). These  $\tau'$  events cannot be reliably distinguished from  $K_{\mu 3}^+$  decays by observation of the characteristic  $\pi\text{-}\mu\text{-e}$  decay chain, since the range of the  $\mu$  from the  $\pi\text{-}\mu$  decay is only 1.3 mm. To examine the effect of this contamination, we have put a large sample of  $\tau'$  decays generated by a Monte Carlo procedure through the  $K_{\mu 3}^+$  reconstruction calculation. The result is that virtually all  $\tau'$  events can be eliminated by suitably restricting the  $\pi^0$  decay configurations accepted for events in the ambiguous ( $\tau'$  or  $K_{\mu 3}^+$ ) category. We estimate that our final sample of 76 events contains about three  $\tau'$ 's.

For the purposes of our analysis it is convenient to rewrite Eq. (1) with new variables  $P$  and  $E_{\mu}$ , where  $E_{\mu}$  is the total muon energy:

$$F(P, E_\mu) dP dE_\mu = \frac{2P}{E} \left\{ f_V^2 \left[ -4 E_\mu^2 + 4 WE_\mu - (W^2 - P^2 - m_L^2) \right] + 4 f_V g_V (W - E_\mu) \frac{m_L^2}{M} + \frac{m_L^2}{M^2} g_V^2 (W^2 - P^2 - m_L^2) \right\} dP dE_\mu \quad (2)$$

For each event, the  $K_{\mu 3}^+$  reconstruction calculation yields an appropriate  $P$  value with an average error of 8 Mev/c, and the  $E_\mu$  value comes directly from the muon range measurement. For comparison with our observed  $(P, E_\mu)$  distribution, the function  $F(P, E_\mu)$  is multiplied by the known probability of observing in our chamber a stopping muon of whatever range corresponds to  $E_\mu$ . We can roughly describe this probability by saying that it is high for kinetic energies up to 60 Mev, drops to 50% at 70 Mev, and is negligibly small above 100 Mev. It should be noted that this restriction only limits the range of probable observation of  $q^2/m_\pi^2$  to  $0.9 \leq q^2/m_\pi^2 \leq 6.8$  instead of the total range  $0.6 \leq q^2/m_\pi^2 \leq 7.1$ ; i.e., the behavior of the form factors  $f_V$  and  $g_V$  can be studied over practically their whole range of variation.

To make our analysis definite, we have taken for  $f_V$  and  $g_V$  the first two terms of a series expansion in  $q^2$ :

$$f_V = A \left( 1 + \lambda \frac{q^2}{m_\pi^2} \right) \quad \text{for } |\lambda| \leq 0.1 \quad (3a)$$

$$g_V = B \left( 1 + \lambda' \frac{q^2}{m_\pi^2} \right) \quad \text{for } |\lambda'| \leq 0.1 \quad (3b)$$

where  $A, B, \lambda, \lambda'$  are taken to be real constants. The above restrictions on  $|\lambda|$  and  $|\lambda'|$ , which permit variations in  $f_V$  and  $g_V$  of nearly a factor of two over the range of  $q^2$ , seem reasonable because:



1. Our determinations of  $\lambda$  from  $K_{e3}^+$  decay are fully compatible with these restrictions.
2. Most of the various models proposed for the calculation of  $f_V$  and  $g_V^{9-11}$  give rise to forms which can very well be represented by the expansion in Eq. (3) with values of  $\lambda$ ,  $\lambda'$  that never go beyond 0.07.

The parameters  $A$ ,  $B$ ,  $\lambda$ ,  $\lambda'$  need not be the same for  $K_{\mu 3}^+$  and  $K_{e3}^+$  decay if the muon and electron are not coupled identically. With sufficient data, one can obtain, in principle,  $A_e$ ,  $\lambda_e$  from a study of  $K_{e3}^+$  decay, and  $A_\mu$ ,  $\lambda_\mu$ ,  $B_\mu$ ,  $\lambda'_\mu$  from work on  $K_{\mu 3}^+$  decay. As noted earlier,  $B_e$  and  $\lambda'_e$  are unobservable. We can then check universality by verifying the equality of  $A_e$ ,  $\lambda_e$  with  $A_\mu$ ,  $\lambda_\mu$ . Our  $K_{\mu 3}^+$  data are not adequate to carry out this program in full, and we are unable to determine  $\lambda_\mu$  and  $\lambda'_\mu$  with good accuracy. However, we still make a significant test of  $\mu$ - $e$  universality by taking  $\lambda_\mu \equiv \lambda_e \equiv \lambda$  and permitting both  $\lambda$  and  $\lambda'$  to assume various values in the range given in Eq. (3). For each set  $\lambda$ ,  $\lambda'$ , we use our  $K_{\mu 3}^+$  and  $K_{e3}^+$  data to determine  $A_e$ ,  $A_\mu$ , and  $B_\mu$ . The ratio  $A_\mu/A_e$  so obtained is nearly independent of  $\lambda$ ,  $\lambda'$  and has the value  $1.07 \pm 0.18$ . In other words, if we assume the same pion energy dependence for  $f_V^e$  and  $f_V^\mu$ , we find that their ratio agrees with unity within the 18% experimental error.

We now assume universality and combine all our results to obtain the best possible information on  $f_V$  and  $g_V$ . From the measured total  $K_{e3}^+$  decay rate,<sup>1</sup> we calculate  $A$  as a function of  $\lambda$ , which we plot in Fig. 1 in the form of a band whose limits correspond to  $\pm 1$  standard deviation in the

$K_{e3}^+$  rate. The ordinates in Fig. 1 are normalized so that when Eq. (1) is integrated over  $P$  and  $\cos\theta$ , one obtains the  $K_{e3}^+$  rate in  $\text{sec}^{-1}$ . Using the  $K_{e3}^+$  pion momentum spectrum, we then determine the value of  $\lambda$  and obtain  $0.036 \pm 0.045$ .<sup>12</sup> The central value and the one-standard-deviation limits on  $\lambda$  are shown as vertical lines in Fig. 1.

We now take as exact the measured values of the  $K_{e3}^+$  rate and  $\lambda$  (i.e.,  $A = 7.0 \times 10^{-2} \text{ Mev}^{-2} \text{ sec}^{-1/2}$ ;  $\lambda = 0.036$ ) and calculate  $B$  as a function of  $\lambda'$ , using only the measured  $K_{\mu 3}^+$  rate. The result is double-valued and is plotted in Fig. 2 as two bands whose limits correspond to  $\pm 1$  standard deviation in the  $K_{\mu 3}^+$  rate. If instead, we combine the above  $A, \lambda$  with only our  $(P, E_{\mu})$  distribution, we obtain the single, somewhat broader band also displayed in Fig. 2. It is clear that of the two solutions permitted by the rate data, only the upper one in Fig. 2 is consistent with the remainder of the information, the lower one being ruled out with a confidence of better than 99.9%. This result is in disagreement with the conclusion of Dobbs et al.,<sup>5</sup> based on their study of the  $K_{\mu 3}^+$  muon energy spectrum, that the lower solution in Fig. 2 is favored.<sup>13</sup>

If we combine all our  $K_{\mu 3}^+$  information, our best estimate of  $B$  is  $1.6 \times 10^{-2} \text{ Mev}^{-2} \text{ sec}^{-1/2}$ . The uncertainties in this number arise from the following causes:

- (a) the statistical errors in the  $K_{\mu 3}^+$  data, including both the rate and the  $(P, E_{\mu})$  distribution, which contribute  $\pm 2.4 \times 10^{-2} \text{ Mev}^{-2} \text{ sec}^{-1/2}$ .

- (b) the impossibility of determining from our data the value of  $\lambda'$ . The rather weak dependence of B on  $\lambda'$ , shown by the central curve of Fig. 3, leads to an uncertainty in B which is small relative to the error discussed in (a) above.
- (c) the errors in A and  $\lambda$  arising from the limited statistics of the  $K_{e3}^+$  sample. The effects on B arising from variations of one standard deviation in the  $K_{e3}^+$  rate and in  $\lambda$  are shown by the various dotted curves in Fig. 3.

From the analysis presented here, we conclude that:

1. within the 18% experimental uncertainty, the muon and electron couplings in the three-body  $K^+$  leptonic decays have the same strength.
2. for the ratio  $g_V/f_V$ , we have  $0.4 \pm 0.3$  if the form factors have no  $q^2$  dependence.<sup>14</sup> With the  $q^2$  dependence assumed in this paper, this ratio is only slightly modified.
3. one can learn little about the  $q^2$  dependence of  $g_V$  without very large statistics because, as implied by Conclusion (2) above, the form factor  $f_V$  determines the main observable features of  $K_{\mu 3}^+$  decay.

## REFERENCES AND FOOTNOTES

- \* Work done under the auspices of the U. S. Atomic Energy Commission.
- 7 Present address: Inter-University Institute for Nuclear Science, Brussels, Belgium.
1. B. P. Roe, D. Sinclair, J. L. Brown, D. A. Glaser, J. A. Kadyk, and G. H. Trilling, Phys. Rev. Letters 7, 346 (1961), which also summarizes the results of earlier measurements.
  2. J. L. Brown, J. A. Kadyk, G. H. Trilling, R. T. Van de Walle, B. P. Roe, and D. Sinclair, Phys. Rev. Letters 7, 423 (1961).
  3. S. Taylor, G. Harris, J. Orear, J. Lee, and P. Baumel, Phys. Rev. 114, 359 (1959).
  4. J. K. Baggild, K. H. Hansen, J. E. Hooper, M. Scharff, and P. K. Aditya, Nuovo Cimento 19, 621 (1961).
  5. J. H. Dobbs, K. Lande, A. K. Mann, K. Reibel, F. J. Sciulli, H. Uto, D. H. White, and K. K. Young, Phys. Rev. Letters 8, 295 (1962).
  6. Complete details of the event selection, data handling, and statistical analysis are given by J. L. Brown, J. A. Kadyk, G. H. Trilling, R. T. Van de Walle, B. P. Roe, and D. Sinclair, Experimental Studies of  $K_{\mu 3}^+$  and  $K_{e 3}^+$  Decay, UCRL-10205, June, 1962.
  7. A. Pais and S. Treiman, Phys. Rev. 105, 1616 (1957).
  8. S. W. MacDowell, Nuovo Cimento 6, 1445 (1957).
  9. J. Bernstein and S. Weinberg, Phys. Rev. Letters 5, 481 (1960).

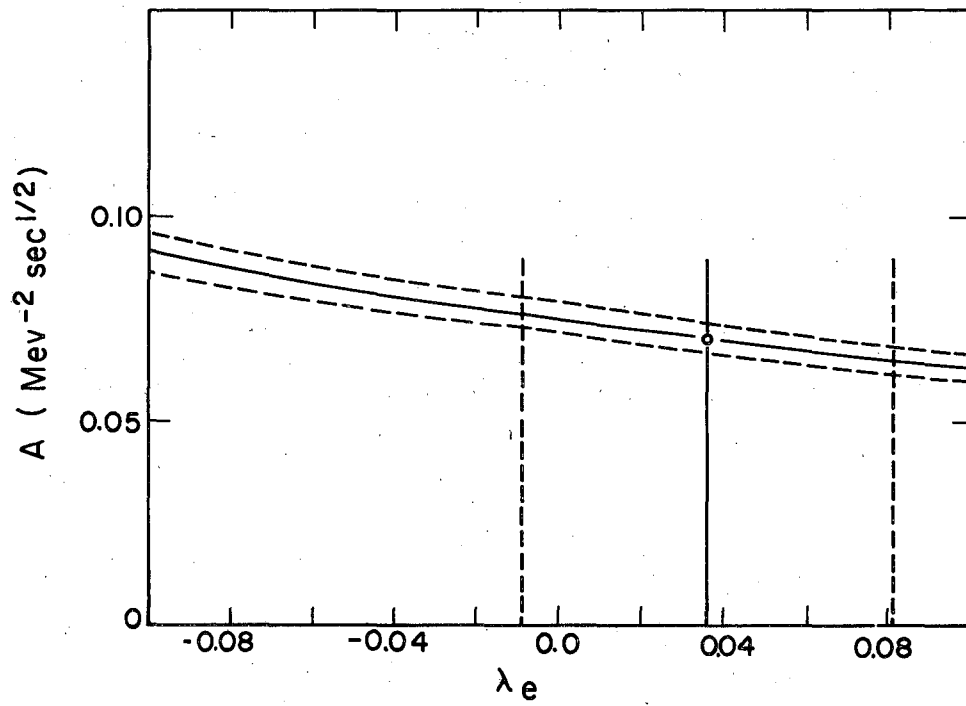
10. S. W. MacDowell, Phys. Rev. 116, 1047 (1959).
11. N. Brenè, L. Egardt, and B. Qvist, Nucl. Phys. 22, 553 (1961).
12. This result is based on a sample of 217  $K_{e3}^+$  events, which includes 175 presented in reference 2, and is analyzed in a similar though slightly more sophisticated way.
13. It is worth noting that the conclusions of Dobbs et al. are based on the  $\mu^+$  energy spectrum, whereas ours come principally from the  $\pi^0$  energy spectrum. They are incompatible in the sense that it is not possible to fit Eq. (1) with the observed  $K_{e3}^+$  and  $K_{\mu 3}^+$  rates, the muon data of Dobbs et al., and our  $(P, E)$  data. It is conceivable that the two results are reconcilable if one abandons the theoretical framework on which Eq. (1) is based. In view of the agreement between Eq. (1) and the  $K_{e3}^+$  data, we consider this last possibility as the least likely explanation of the disagreement.
14. In the models proposed in references 9, 10, and 11, the predicted ratio  $G_V^+/G_V$  is somewhat smaller (i.e., more negative) than our result. This difference would be removed if the ratio of  $K_{\mu 3}^+$  to  $K_{e3}^+$  rates were on the low side of our measured value of  $0.96 \pm 0.15$ .

## FIGURE LEGENDS

Fig. 1. Relation between  $A$  and  $\lambda$ . Horizontal solid and dashed curves are for nominal  $K_{e3}^+$  rate and  $\pm 1$  standard deviation variation in rate. Vertical solid and dashed curves are for nominal  $\lambda$  and  $\pm 1$  standard deviation variation in  $\lambda$ , as determined experimentally from the  $K_{e3}^+ \pi^0$  momentum spectrum.

Fig. 2. Relation between  $B$  and  $\lambda'$  as determined from  $K_{\mu 3}^+$  data. Dashed curves outline region allowed by one standard deviation variation in  $K_{\mu 3}^+$  rate. Solid curves outline region allowed (at one standard deviation level) by  $K_{\mu 3}^+ (P, E_{\mu})$  distribution.

Fig. 3. Relation between  $B$  and  $\lambda'$  as determined from all the data. The solid curve represents the best value of  $B$  vs  $\lambda'$ . The dashed curve shows the effect of varying the  $K_{e3}^+$  rate by one standard deviation; the dot-dash curve shows the effect of varying  $\lambda$  by one standard deviation.



MU-26633

Fig. 1

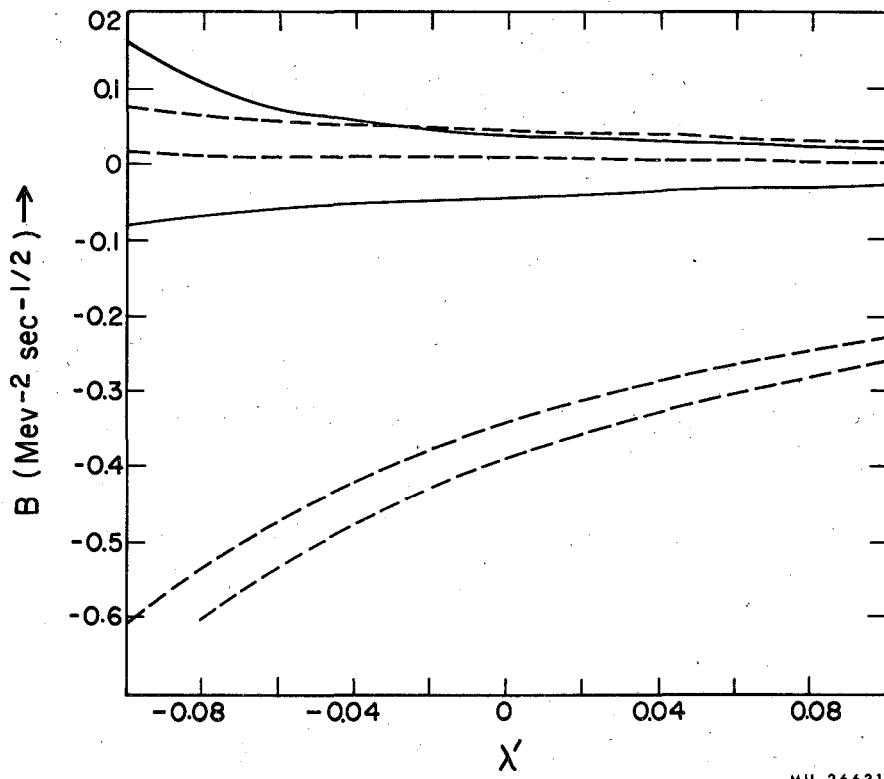


Fig. 2



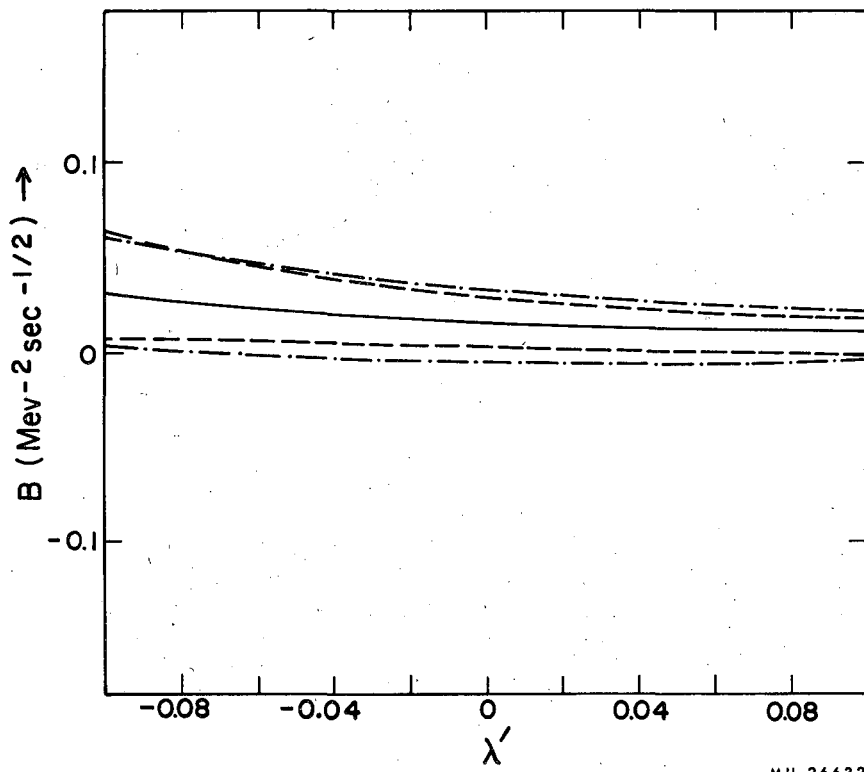


Fig. 3

This report was prepared as an account of Government sponsored work. Neither the United States, nor the Commission, nor any person acting on behalf of the Commission:

- A. Makes any warranty or representation, expressed or implied, with respect to the accuracy, completeness, or usefulness of the information contained in this report, or that the use of any information, apparatus, method, or process disclosed in this report may not infringe privately owned rights; or
- B. Assumes any liabilities with respect to the use of, or for damages resulting from the use of any information, apparatus, method, or process disclosed in this report.

As used in the above, "person acting on behalf of the Commission" includes any employee or contractor of the Commission, or employee of such contractor, to the extent that such employee or contractor of the Commission, or employee of such contractor prepares, disseminates, or provides access to, any information pursuant to his employment or contract with the Commission, or his employment with such contractor.