

UC Berkeley

UC Berkeley Previously Published Works

Title

Charm fragmentation fractions and cc^- cross section in p–Pb collisions at $s_{NN}=5.02\text{TeV}$

Permalink

<https://escholarship.org/uc/item/019718fv>

Journal

European Physical Journal C, 84(12)

ISSN

1434-6044

Authors

Acharya, S

Adamová, D

Agarwal, A

et al.

Publication Date

2024

DOI

10.1140/epjc/s10052-024-13394-1

Copyright Information

This work is made available under the terms of a Creative Commons Attribution License, available at <https://creativecommons.org/licenses/by/4.0/>

Peer reviewed



Charm fragmentation fractions and $c\bar{c}$ cross section in p–Pb collisions at $\sqrt{s_{NN}} = 5.02\text{TeV}$

ALICE Collaboration*

CERN, 1211 Geneva 23, Switzerland

Received: 16 June 2024 / Accepted: 18 September 2024 / Published online: 13 December 2024
© CERN for the benefit of the ALICE Collaboration 2024

Abstract The total charm-quark production cross section per unit of rapidity $d\sigma(c\bar{c})/dy$, and the fragmentation fractions of charm quarks to different charm-hadron species $f(c \rightarrow h_c)$, are measured for the first time in p–Pb collisions at $\sqrt{s_{NN}} = 5.02\text{ TeV}$ at midrapidity ($-0.96 < y < 0.04$ in the centre-of-mass frame) using data collected by ALICE at the CERN LHC. The results are obtained based on all the available measurements of prompt production of ground-state charm-hadron species: D^0 , D^+ , D_s^+ , and J/ψ mesons, and Λ_c^+ and Ξ_c^0 baryons. The resulting cross section is $d\sigma(c\bar{c})/dy = 219.6 \pm 6.3$ (stat.) $^{+10.5}_{-11.8}$ (syst.) $^{+8.3}_{-2.9}$ (extr.) ± 5.4 (BR) ± 4.6 (lumi.) ± 19.5 (rapidity shape) $+15.0$ (Ω_c^0) mb, which is consistent with a binary scaling of pQCD calculations from pp collisions. The measured fragmentation fractions are compatible with those measured in pp collisions at $\sqrt{s} = 5.02$ and 13 TeV, showing an increase in the relative production rates of charm baryons with respect to charm mesons in pp and p–Pb collisions compared with e^+e^- and e^-p collisions. The p_T -integrated nuclear modification factor of charm quarks, $R_{pPb}(c\bar{c}) = 0.91 \pm 0.04$ (stat.) $^{+0.08}_{-0.09}$ (syst.) $^{+0.05}_{-0.03}$ (extr.) ± 0.03 (lumi.), is found to be consistent with unity and with theoretical predictions including nuclear modifications of the parton distribution functions.

1 Introduction

The processes governing the production of heavy-flavour hadrons (those containing at least one charm or beauty quark) in hadronic collisions have recently become a focal point of study at the CERN LHC. Due to their large masses ($m_{c,b} \gg \Lambda_{\text{QCD}}$), heavy-flavour hadron production is calculable using perturbative quantum chromodynamics (pQCD) under the assumption of factorisation [1,2]. In this approach, the production cross section of a given hadron species is considered as a convolution of: (i) the parton distribution functions (PDFs) of the colliding hadrons; (ii) the partonic

hard-scattering cross sections for a heavy quark to be produced; and (iii) the fragmentation functions, which describe the fraction of the heavy-quark momentum carried by the heavy-flavour hadron. The fragmentation term in the calculation also governs the relative abundances of each hadron species, which are often referred to as ‘fragmentation fractions’. Typically, in the factorisation approach, the hadronisation process is taken to be independent of the collision system. Therefore, the fragmentation functions measured in e^+e^- collisions are applied equally to calculations in proton–proton (pp) collisions. The assumption of fragmentation as a universal hadronisation mechanism would also result in identical fragmentation fractions between e^+e^- and pp collisions. This has been tested extensively by measuring the production cross section ratios of different charm-hadron species.

Measurements of the D^+/D^0 and D_s^+/D^0 meson-to-meson production ratios in pp collisions at different energies by the ALICE Collaboration [3,4] have shown consistent production rates of charm mesons between hadronic collisions and earlier measurements from e^+e^- and e^-p collisions [5]. However, more recent measurements of the Λ_c^+/D^0 and $\Xi_c^{0,+}/D^0$ production ratios in pp and heavy-ion collisions [4,6–11] have shown a marked increase in charm-baryon production with respect to charm-meson production over the e^+e^- baseline in hadronic collisions at LHC energies. This was further quantified by determining the charm-hadron fragmentation fractions in pp collisions at $\sqrt{s} = 5.02\text{ TeV}$ [3,4] and $\sqrt{s} = 13\text{ TeV}$ [4]. In both cases, a significant relative enhancement of charm-baryon production was observed, along with a corresponding depletion in the charm-meson fragmentation fractions. The results are also consistent within uncertainties between $\sqrt{s} = 5.02\text{ TeV}$ and $\sqrt{s} = 13\text{ TeV}$, implying that the collision energy does not play a significant role in the relative abundances of charm-hadron species in hadronic collisions at the LHC. The increase in charm-baryon production is also reflected in an increase of the total charm production cross section in pp collisions over earlier determinations using only the measured D-meson cross sections with the fragmentation frac-

*e-mail: alice-publications@cern.ch

tions from leptonic colliders [12–14]. More recently, efforts have also been made to extrapolate and combine the available measurements of charm hadrons in pp collisions from different LHC experiments in complementary regions of phase space in order to determine the total charm production cross section [15].

Measurements of the charm fragmentation fractions in p–Pb collisions are also of particular interest, as they reveal whether the observed changes in relative hadronisation rates for e^+e^- and pp collisions are mainly due to the increase of the particle multiplicity between these collision systems. The mean charged-particle multiplicity per unit of pseudorapidity $\langle dN_{\text{ch}}/d\eta \rangle_{|\eta|<1.0}$ in collisions at the LHC increases both as a function of energy and system size – for minimum-bias pp collisions at $\sqrt{s} = 5.02$ TeV, $\langle dN_{\text{ch}}/d\eta \rangle_{|\eta|<1.0} = 5.48 \pm 0.05$ (uncorr. syst.) ± 0.05 (corr. syst.) [16], and for minimum-bias p–Pb collisions at $\sqrt{s_{\text{NN}}} = 5.02$ TeV, $\langle dN_{\text{ch}}/d\eta \rangle_{|\eta|<1.0} = 16.81 \pm 0.71$ (syst.) [17]. The ALICE Collaboration measured the Λ_c^+/D^0 yield ratio in intervals of charged-particle multiplicity in pp collisions at $\sqrt{s} = 13$ TeV [18], showing that in a hadronic collision, even at relatively small multiplicities, charm-quark hadronisation proceeds differently from e^+e^- collisions. In the beauty sector, the measurements of Λ_b^0 -baryon production relative to that of B mesons at forward rapidity in pp and p–Pb collisions by the LHCb Collaboration show a modification of the fragmentation fractions among collision systems similar to that observed for charm quarks at midrapidity [19–22]. The ALICE Collaboration measured production cross sections of D^0 and Λ_c^+ hadrons originating from beauty-hadron decays at midrapidity in proton–proton collisions at a centre-of-mass energy $\sqrt{s} = 13$ TeV [23], and a baryon-to-meson enhancement similar to the one measured by LHCb at forward rapidity was observed.

The study of charm production in p–Pb collisions serves as an additional baseline to examine so-called cold nuclear matter (CNM) effects at the LHC. Due to different effects related to the presence of a nucleus in the colliding system, there may also be corresponding changes to the yield and transverse momentum (p_T) distribution of charm hadrons. These effects include modifications of the PDFs in nuclei (nPDFs) with respect to the proton PDFs [24,25] or k_T -broadening due to multiple soft collisions before the heavy-quark pair is produced [26,27]. The resulting modifications of the yields are typically examined using the nuclear modification factor R_{pPb} [28]. The ALICE measurements of Λ_c^+ production in pp and p–Pb collisions at $\sqrt{s_{\text{NN}}} = 5.02$ TeV [6] revealed a significant modification of the p_T distribution of the charm baryon-to-meson ratio between p–Pb and pp collisions, which was not observed for the charm meson-to-meson ratios within the current measurement uncertainties. In addition, an increase of the mean transverse momentum of Λ_c^+

baryons was observed in p–Pb collisions with respect to pp collisions, with no significant difference seen for D^0 mesons. This hardening of the p_T spectrum of Λ_c^+ baryons in p–Pb collisions indicates a possible influence of radial flow [29,30] and/or hadronisation via coalescence [31–33]. These effects are consistent with observations from the light-flavour sector, such as measurements of the Λ/K_S^0 baryon-to-meson ratio in p–Pb collisions [34]. However, the p_T -integrated R_{pPb} of Λ_c^+ baryons was found to be consistent with that of D^0 mesons and with unity. With the recent addition of Ξ_c^0 baryons to the available measurements [7], it has become possible to study potential nuclear modifications of the total $c\bar{c}$ production cross section to conclude whether nPDFs affect the overall creation of charm hadrons. A recent review with a more comprehensive overview of heavy-quark hadronisation can be found in Ref. [35].

In this article, the first measurements of the total charm production cross section per unit of rapidity and the charm-hadron fragmentation fractions at midrapidity in p–Pb collisions at the LHC are presented. Section 2 outlines the previous measurements by the ALICE Collaboration that were used to compute the total charm-quark production cross section and the fragmentation fractions of charm quarks to different charm-hadron species. It also details the theoretical models that were used to extrapolate the measured charm-hadron production cross sections down to $p_T = 0$, where necessary. Section 3 shows the results for the charm-hadron fragmentation fractions and $c\bar{c}$ production cross section in p–Pb collisions at $\sqrt{s_{\text{NN}}} = 5.02$ TeV, along with the p_T -integrated nuclear modification factor R_{pPb} . A summary is given in Sect. 4.

2 Dataset and analysis

The ALICE detector system is described in detail in Ref. [36]. The measured prompt charm-hadron production cross sections used in this article were obtained from a sample of minimum-bias p–Pb collisions collected in 2016 during Run 2 of the LHC with a total integrated luminosity of $\mathcal{L}_{\text{int}} = 287 \pm 11 \mu\text{b}^{-1}$ [37]. The measurements were performed at midrapidity (defined as $-0.96 < y < 0.04$ in the collision centre-of-mass frame). Prompt charm hadrons are those produced directly in the hadronisation of a charm quark or via the decay of a directly produced excited charm-hadron or charmonium state, while charm hadrons produced by the decays of beauty hadrons are denoted as ‘non-prompt’. D mesons were reconstructed in the decay channels $D^0 \rightarrow K^-\pi^+$, $D^+ \rightarrow K^-\pi^+\pi^+$, $D_s^+ \rightarrow \phi\pi^+$, and $D^{*+} \rightarrow D^0\pi^+$ (and respective charge conjugates) [28]. Charm baryons were reconstructed in the channels $\Lambda_c^+ \rightarrow pK_S^0$ [6,38], $\Lambda_c^+ \rightarrow pK^-\pi^+$ [38], and $\Xi_c^0 \rightarrow \Xi^-\pi^+$ [7] (and respective charge conjugates). The J/ψ mesons were reconstructed

in the channel $J/\psi \rightarrow e^+e^-$ [39]. The details of the hadron reconstruction methods can be found in the corresponding citations.

In order to derive the total charm production cross section and the individual charm-hadron fragmentation fractions at midrapidity, the p_T -integrated rapidity-differential cross sections must be considered. For D^0 mesons [28] and Λ_c^+ baryons [6], the p_T -differential yields were measured down to $p_T = 0$ and the calculation of the p_T -integrated cross section did not require further extrapolation. For the remaining hadron species, where no measurement down to $p_T = 0$ is available, an extrapolation was performed based on model calculations.

For D^+ , D_s^+ , and D^{*+} mesons, POWHEG+PYTHIA 6 calculations were used to extrapolate the p_T spectra, which were measured down to $p_T = 1$ GeV/ c for D^+ and D^{*+} , and $p_T = 2$ GeV/ c for D_s^+ . POWHEG is an event generator with next-to-leading order (NLO) accuracy [40]. It is matched with PYTHIA 6 [41] to generate the parton shower and fragmentation. The CT14NLO parton distribution functions [42] with the EPPS16 parameterisation of the nPDFs [43] were used in the calculations. The POWHEG+PYTHIA 6 simulations describe the charm-meson production cross sections within uncertainties. The extrapolation factors were determined from the fraction of the theoretically calculated cross section in the visible region with respect to the p_T -integrated one, relying on the p_T shape of the production spectra without directly using the magnitude from theory. This was performed by taking the integral of the calculated production cross section for $0 < p_T < 50$ GeV/ c and dividing it by the corresponding integral in the measured p_T region for that species. The contribution to the total cross section for $p_T > 50$ GeV/ c is negligible with respect to that for $p_T < 50$ GeV/ c , so any extrapolation to higher p_T values than this would have no impact on the final result. An uncertainty on this extrapolation factor was then determined by separately performing the same procedure using the following standard variations on the POWHEG+PYTHIA 6 model: (i) varying the factorisation and renormalisation scales in the POWHEG simulation ($\mu_{r,f}$) within the range $0.5 < \mu_{r,f}/\mu_0 < 2.0$ (where $\mu_0 = \sqrt{m^2 + p_T^2}$), with the additional constraint $0.5 < \mu_r/\mu_f < 2$; and (ii) considering differences due to the uncertainty sets on the EPPS16 nPDF parameterisations. The maximum relative upward and downward differences from the central extrapolation factor provided by (i) and (ii) were added in quadrature to give the overall extrapolation uncertainty on the cross sections, which amounted to $^{+7.7}_{-2.2}\%$ for D^+ , $^{+18.8}_{-7.3}\%$ for D_s^+ , and $^{+27.0}_{-2.3}\%$ for D^{*+} mesons. In all cases, the contribution due to the values of $\mu_{r,f}$ was much larger than that from the nPDF uncertainty sets. The extrapolation factors were $1.27^{+0.10}_{-0.04}$ for D^+ mesons, $1.25^{+0.08}_{-0.04}$ for D^{*+} mesons, and $2.08^{+0.40}_{-0.20}$ for D_s^+ mesons.

For Ξ_c^0 baryons, the extrapolation was performed and reported in Ref. [7]. The POWHEG+PYTHIA 6 calculations were found to poorly describe the p_T shape of the measured differential cross sections of charm baryons in p–Pb collisions. Instead, for the case of Ξ_c^0 , the quark (re)combination model (QCM) [44,45] was chosen to perform the extrapolation, as it is tuned to reproduce previous measurements of Λ_c^+ -baryon production from ALICE and provides a reasonable description of the shape of the measured $d\sigma/dp_T$ of Ξ_c^0 baryons [7]. As the QCM model does not provide any theoretical uncertainties, the extrapolation uncertainty was defined by adding in quadrature (i) the maximum difference between the central extrapolation factor determined using QCM and those calculated using PYTHIA 8 with the Angantyr generator [46] and POWHEG+PYTHIA 6 ($^{+20.6}_{-0.0}\%$), and (ii) the envelope of the POWHEG+PYTHIA 6 variations for Ξ_c^0 as described above for the D mesons ($^{+23.0}_{-8.6}\%$). The resulting extrapolation uncertainty is $^{+30.9}_{-8.6}\%$ of the total Ξ_c^0 production cross section at midrapidity. The final extrapolation factor for Ξ_c^0 baryons is $1.74^{+0.54}_{-0.15}$. As no measurement of the Ξ_c^+ production cross section is available in p–Pb collisions at midrapidity, the contribution of Ξ_c^+ to the total charm cross section was considered as equal to that of Ξ_c^0 baryons, as also done in Refs. [3,4]. This assumption was made based on isospin symmetry, and is further supported by the measurements of $\Xi_c^{0,+}$ in pp collisions at $\sqrt{s} = 13$ TeV [4], which showed that the production cross sections are consistent between the two charge states.

For J/ψ mesons, the extrapolation was performed and reported in Ref. [39]. While the inclusive J/ψ -meson cross section (defined as the sum of prompt and non-prompt J/ψ mesons) was measured for $p_T > 0$, an extrapolation was required for the non-prompt J/ψ cross section to account for the p_T region $0 < p_T < 1$ GeV/ c in order to extract the prompt cross section. The extrapolation was performed using Fixed Order plus Next-to-Leading Logarithm (FONLL) pQCD calculations [47,48], with the standard CTEQ6.6 PDFs [49] modified according to the EPPS16 nPDF parameterisation [43] to describe p–Pb collisions. The corresponding value for the prompt component is obtained as the difference between the inclusive J/ψ -meson cross section and the non-prompt one, as determined with the extrapolation procedure described above. The $d\sigma/dy$ value for prompt J/ψ -meson production from Ref. [39] was used directly in this work.

In the calculation of the total charm-hadron yield, the contribution from Ω_c^0 baryons must also be considered. Currently, no measurements of the Ω_c^0 are available in p–Pb collisions. In addition, as there is no measurement of the absolute branching ratios for any of the decay modes of the Ω_c^0 baryon, it is not yet possible to directly measure its production cross section and so it is not included in the sum of

the charm-hadron cross sections. The potential contribution from Ω_c^0 baryons was instead taken into account by assuming an extreme upper limit of $\sigma(\Omega_c^0) = \sigma(\Xi_c^0)$, and assigning this as a fully asymmetric uncertainty bound on the total charm-hadron yield, as was previously done in Refs. [3,4]. The uncertainty related to the estimated Ω_c^0 -baryon production cross section is added in quadrature to the upper extrapolation uncertainty on the total cross section. There are further contributions to the total charm cross section from doubly- and triply-charmed baryons such as Ξ_{cc}^+ and Ω_{ccc}^{++} as well as charmonium states that do not decay to J/ψ mesons. However, these are considered to be negligible compared to the precision of the current measurement of the total cross section.

When calculating the total $c\bar{c}$ production cross section, additional correction factors were applied to account for the differing rapidity distributions between charm hadrons, individual charm quarks, and $c\bar{c}$ pairs. These were computed using the same procedure as in Refs. [3,4]. The scaling factor between charm hadrons and single charm quarks was determined from FONLL calculations of pp collisions at $\sqrt{s} = 5.02$ TeV [50] and found to be unity, with a 2% uncertainty assigned based on the differences between FONLL and PYTHIA 8 calculations. The scaling between single charm quarks and charm-anticharm pairs was determined using POWHEG+PYTHIA 6 calculations. In the range $-0.96 < y < 0.04$, this correction factor was found to have a value of 1.03. An uncertainty was assigned by adding in quadrature the envelopes defined by (i) variations of the $\mu_{r,f}$ scale parameters in POWHEG and (ii) the uncertainty sets of the EPPS16 nPDFs, with a final value of 8.7%. Combining these two factors, the uncertainty on the total charm cross section due to the rapidity shape is 8.9%.

In calculating the fragmentation fractions and total $c\bar{c}$ production cross section at midrapidity, the systematic uncertainties related to tracking, feed-down from beauty-hadron decays, p_T extrapolation, and luminosity were propagated as fully correlated among different charm-hadron species; all other uncertainties were propagated as uncorrelated.

3 Results

The p_T -integrated $d\sigma(h_c)/dy|_{-0.96 < y < 0.04}$ values for all of the considered charm-hadron species in p–Pb collisions at $\sqrt{s_{NN}} = 5.02$ TeV are listed in Table 1. For all species, the systematic uncertainties related to the extrapolation (extr.), luminosity determination (lumi.), and branching ratio (BR) are reported separately from the systematic uncertainties related to the data analysis, except where these values were combined or not applicable in their original publications.

The fragmentation fractions $f(c \rightarrow h_c)$ were computed from the integrated production cross sections of the charm

Table 1 The p_T -integrated rapidity-differential cross sections for all measured charm-hadron species at midrapidity in p–Pb collisions at $\sqrt{s_{NN}} = 5.02$ TeV. For Λ_c^+ (J/ψ) hadrons, the published systematic uncertainties include the contributions from the BR (BR and luminosity) uncertainties

h_c	$d\sigma(h_c)/dy _{-0.96 < y < 0.04}$ (mb), $p_T > 0$
D^0	88.5 ± 2.7 (stat.) $^{+5.3}_{-6.1}$ (syst.) \pm 3.3 (lumi.) ± 0.9 (BR) [28]
D^+	39.1 ± 2.4 (stat.) $^{+3.7}_{-3.7}$ (syst.) $^{+3.0}_{-1.1}$ (extr.) \pm 1.4 (lumi.) ± 1.0 (BR)
D_s^+	19.2 ± 1.0 (stat.) $^{+1.5}_{-1.6}$ (syst.) $^{+3.6}_{-1.8}$ (extr.) \pm 0.7 (lumi.) ± 0.7 (BR)
Λ_c^+	36.9 ± 3.3 (stat.) ± 4.5 (syst.) ± 1.4 (lumi.) [6]
Ξ_c^0	15.0 ± 2.8 (stat.) $^{+2.2}_{-2.3}$ (syst.) $^{+4.6}_{-1.3}$ (extr.) \pm 0.6 (lumi.) ± 3.3 (BR) [7]
J/ψ	0.8731 ± 0.0336 (stat.) \pm 0.0504 (syst.) $^{+0.0016}_{-0.0028}$ (extr.) [39]
D^{*+}	27.7 ± 1.4 (stat.) $^{+1.4}_{-1.5}$ (syst.) $^{+1.9}_{-0.8}$ (extr.) \pm 1.0 (lumi.) ± 1.0 (BR)

hadrons according to

$$f(c \rightarrow h_c) = \frac{d\sigma(h_c)/dy|_{-0.96 < y < 0.04}}{\sum_{h_c} d\sigma(h_c)/dy|_{-0.96 < y < 0.04}}. \quad (1)$$

In the denominator, only ground-state charm hadrons were considered. The production cross section of Ξ_c^0 was considered twice to represent both of the Ξ_c charge states. The fragmentation fractions of all measured charm-hadron species in p–Pb collisions are reported in Fig. 1 (left panel) and summarised in Table 2. The results are compared with those measured previously in pp collisions at $\sqrt{s} = 5.02$ TeV by the ALICE Collaboration. The original measurements in pp collisions published in Ref. [3] were updated in Ref. [4] by taking into account more recent measurements of the Λ_c^+ -baryon cross section down to $p_T = 0$ and of the prompt J/ψ cross section. No significant modification of the hadronisation between the two colliding systems is observed despite the larger system size and higher charged-particle multiplicity density in p–Pb collisions. The values are consistent with those measured in pp collisions at $\sqrt{s} = 13$ TeV [4]. The measurements are also compared with those from e^+e^- and e^-p collisions [5]. As observed for pp collisions, the fragmentation fractions in p–Pb collisions also exhibit an overall enhancement in the relative production of charm baryons and a corresponding deficit in charm-meson production with respect to e^+e^- and e^-p collisions.

The total $c\bar{c}$ production cross section at midrapidity was computed as the sum of the measured p_T -integrated cross sections of the ground-state charm hadrons: D^0 , D^+ , D_s^+ , Λ_c^+ , Ξ_c^0 , and J/ψ . The Ξ_c^0 contribution was considered twice to account for the Ξ_c^+ cross section, as discussed above. The

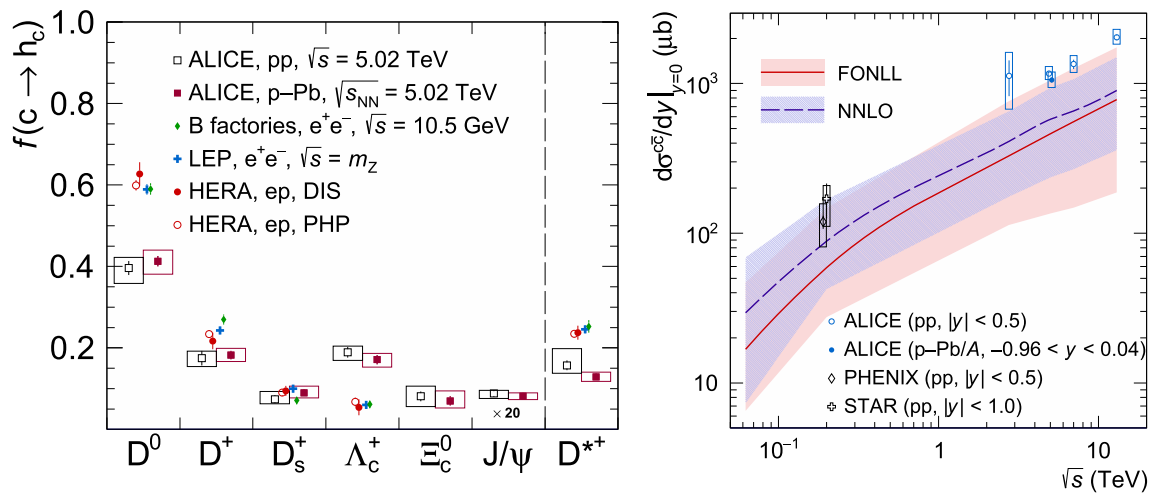


Fig. 1 Left: the fragmentation fractions for charm hadrons in p–Pb collisions at $\sqrt{s_{NN}} = 5.02$ TeV, compared with results from pp collisions at $\sqrt{s} = 5.02$ TeV [3,4] and from e^+e^- and e^-p collisions at lower energies [5]. The fragmentation fractions for J/ψ are multiplied by 20 for visibility. Right: total $c\bar{c}$ production cross section per unit of rapidity

and per nucleon in p–Pb collisions, compared with measurements in pp collisions from ALICE [3,4], PHENIX [51], and STAR [52], and with FONLL [47,48] and NNLO [53–55] pQCD calculations. The statistical uncertainties are shown as bars, and the systematic uncertainties are unfilled boxes

Table 2 Fragmentation fractions $f(c \rightarrow h_c)$ of charm hadrons in pp [4] and p–Pb collisions at $\sqrt{s_{NN}} = 5.02$ TeV

$f(c \rightarrow h_c)$ (%)	pp, $\sqrt{s} = 5.02$ TeV [4]	p–Pb, $\sqrt{s_{NN}} = 5.02$ TeV
D^0	39.6 ± 1.7 (stat.) $^{+2.6}_{-3.8}$ (syst.)	41.3 ± 1.3 (stat.) $^{+2.7}_{-3.2}$ (syst.)
D^+	17.5 ± 1.8 (stat.) $^{+1.7}_{-2.1}$ (syst.)	18.2 ± 1.0 (stat.) $^{+1.6}_{-1.6}$ (syst.)
D_s^+	7.4 ± 1.0 (stat.) $^{+1.9}_{-1.1}$ (syst.)	9.0 ± 0.5 (stat.) $^{+1.6}_{-1.2}$ (syst.)
Λ_c^+	18.9 ± 1.3 (stat.) $^{+1.5}_{-2.0}$ (syst.)	17.1 ± 1.1 (stat.) $^{+1.5}_{-1.8}$ (syst.)
Ξ_c^0	8.1 ± 1.2 (stat.) $^{+2.5}_{-2.5}$ (syst.)	7.0 ± 1.1 (stat.) $^{+2.5}_{-1.8}$ (syst.)
J/ψ	0.44 ± 0.03 (stat.) $^{+0.04}_{-0.06}$ (syst.)	0.41 ± 0.02 (stat.) $^{+0.04}_{-0.04}$ (syst.)
D^{*+}	15.7 ± 1.2 (stat.) $^{+4.1}_{-1.9}$ (syst.)	12.9 ± 0.6 (stat.) $^{+1.1}_{-1.2}$ (syst.)

rapidity shift between the measured charm hadrons and the originating charm-quark pairs was accounted for by multiplying the sum of the hadron species by the aforementioned correction factor of 1.03. The correlations of the systematic uncertainties between charm-hadron species were treated in the same way as for the fragmentation fractions discussed above. The resulting charm cross section is

$$\frac{d\sigma(c\bar{c})}{dy} \Big|_{-0.96 < y < 0.04}^{p\text{-Pb}, \sqrt{s_{NN}}=5.02 \text{ TeV}} = 219.6 \pm 6.3 \text{ (stat.)}^{+10.5}_{-11.8} \text{ (syst.)}^{+8.3}_{-2.9} \text{ (extr.)} \pm 5.4 \text{ (BR)} \pm 4.6 \text{ (lumi.)} \pm 19.5 \text{ (rapidity shape)} + 15.0 \text{ } (\Omega_c^0) \text{ mb.} \tag{2}$$

The measured cross section is compared to results in pp collisions at other centre-of-mass energies from ALICE [3, 4], PHENIX [51], and STAR [52] in Fig. 1 (right). In order to be directly comparable with the pp results, the cross section measured in p–Pb collisions is scaled down by a factor $1/A$ with $A = 208$, under the assumption that the charm produc-

tion cross section in proton–nucleus collisions scales with the mass number of the larger nucleus due to the binary scaling of hard processes with the number of nucleon–nucleon collisions. The charm production cross section per nucleon in p–Pb collisions at $\sqrt{s_{NN}} = 5.02$ TeV is consistent with the one measured in pp collisions at $\sqrt{s} = 5.02$ TeV, and is also in agreement with the general trend of results across different collision energies. The results are compared with pQCD calculations in the FONLL [47,48] and Next-to-Next-to-Leading Order (NNLO) [53–55] approaches. As observed in previous works relating to the charm production cross section in pp collisions, while the experimental results tend to lie at the upper edge of the theoretical uncertainties, the pQCD approaches describe the evolution of the $c\bar{c}$ production cross section as a function of $\sqrt{s_{NN}}$.

The p_T -integrated nuclear modification factor R_{pPb} for $c\bar{c}$ production in p–Pb collisions at $\sqrt{s_{NN}} = 5.02$ TeV was computed from the total charm cross section discussed above. The R_{pPb} is calculated from the measured cross sections in

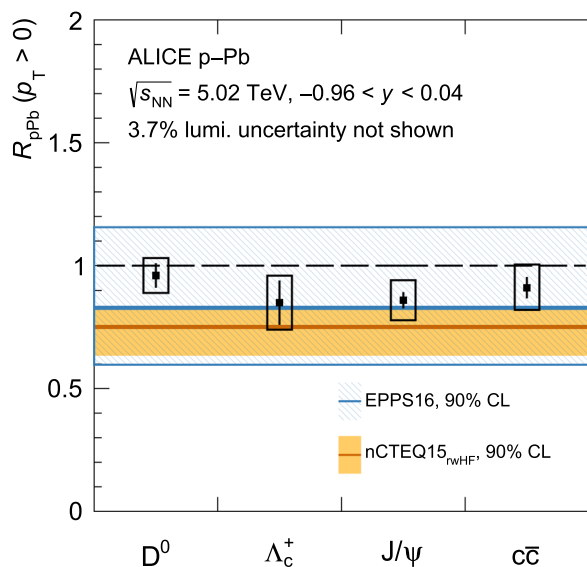


Fig. 2 The p_T -integrated nuclear modification factor R_{pPb} for D^0 mesons [28], Λ_c^+ baryons [6], J/ψ mesons [39], and $c\bar{c}$ pairs in p–Pb collisions at $\sqrt{s_{NN}} = 5.02$ TeV. The results are compared with calculations using the nCTEQ15_{rWHF} [56,57] (yellow shaded band) and EPPS16 [43] (blue crosshatched band) nPDF sets. The horizontal lines represent the central values of the respective predictions

p–Pb and pp collisions at the same centre-of-mass energy as

$$R_{pPb} = \frac{1}{A} \frac{d\sigma/dy|_{-0.96 < y < 0.04}^{pPb}}{d\sigma/dy|_{|y| < 0.5}^{pp}} \times \alpha_y, \quad (3)$$

with $A = 208$ as the Pb-nucleus mass number. A value of $R_{pPb} = 1$ would imply that there is no modification of the total yield at midrapidity in p–Pb collisions with respect to pp collisions. The correction factor $\alpha_y = 1.01$ accounts for the different y coverage of the measurements in pp and p–Pb collisions due to the centre-of-mass rapidity shift between the two collision systems. It was estimated from FONLL calculations of the $d\sigma/dy$ distribution of charm quarks. The uncertainties on the measured charm cross sections in pp and p–Pb collisions due to the branching ratios and the contribution from Ω_c^0 baryons were treated as fully correlated in the ratio, and the rapidity shape uncertainties as partially correlated. All other sources of uncertainty were propagated as fully uncorrelated.

The R_{pPb} for $c\bar{c}$ pair production at midrapidity at $\sqrt{s_{NN}} = 5.02$ TeV is shown in Fig. 2 and is

$$R_{pPb}|_{p_T > 0}^{-0.96 < y < 0.04}(c\bar{c}) = 0.91 \pm 0.04 \text{ (stat.)}_{-0.09}^{+0.08} \text{ (syst.)}_{-0.03}^{+0.05} \text{ (extr.)} \pm 0.03 \text{ (lumi.)}, \quad (4)$$

which is consistent with unity within 1σ . This implies that the overall charm production rate in p–Pb collisions is consistent

with a binary scaling of pp collisions without any significant modification from nuclear effects.

The result is also compared with those for D^0 mesons [28], Λ_c^+ baryons [6], and J/ψ mesons [39]. The p_T -integrated R_{pPb} values are consistent within uncertainties between all species, implying that the individual particle species' production rates at midrapidity are similarly unaffected by nuclear effects. The results are compared with calculations of the p_T -integrated D^0 R_{pPb} using both the EPPS16 [43] and nCTEQ15_{rWHF} [56,57] nPDF sets. In the latter case, the nCTEQ15 predictions are modified by a Bayesian reweighting, constrained to heavy-flavour hadron measurements from the LHC [57]. The predictions of the p_T -integrated R_{pPb} are considered to be equivalent for all charm-hadron species, as only the parton distribution functions are varied between the pp and p–Pb calculations, and the p_T -integrated fragmentation functions cancel in the ratios. The calculation using EPPS16 is consistent with unity within large uncertainties, while the nCTEQ15 nPDFs predict a slight suppression of charm production. The experimental results are described by both of the calculations within uncertainties. In the case of calculations with nCTEQ15, the experimental results are on the upper edge of the model uncertainty.

4 Summary

The total charm production cross section per unit of rapidity and charm-hadron fragmentation fractions were measured for the first time at midrapidity in p–Pb collisions at $\sqrt{s_{NN}} = 5.02$ TeV. The fragmentation fractions for all charm-hadron species were found to be consistent for pp and p–Pb collisions at the same collision energy, indicating that there is no significant modification of the charm-quark hadronisation process due to the different hadronic collisions' system sizes. The total charm production cross section per nucleon in p–Pb collisions was measured to be consistent with pp collisions at the same centre-of-mass energy within the uncertainties, meaning that the assumption of binary scaling holds for charm-quark production. This was further confirmed by examining the nuclear modification factor R_{pPb} , which has a value consistent with unity at midrapidity and compatible with both the individual p_T -integrated charm-hadron R_{pPb} results and with model calculations including nuclear modification of the PDFs. Future measurements during Run 3 of the LHC will allow for a reduction of the uncertainties possibly reducing the reliance on model-dependent extrapolations. A particular focus in this field will be the determination of charm and beauty fragmentation fractions in Pb–Pb collisions, in order to precisely quantify modification of hadronisation driven by the formation and presence of a quark–gluon plasma, like modification of the abundance of different charm-hadron species [58–61] and quarkonium

states [62, 63]. Future measurements in p–Pb collisions with higher precision will further allow significant constraints to be drawn on nuclear modifications of the PDFs.

Acknowledgements The ALICE Collaboration would like to thank all its engineers and technicians for their invaluable contributions to the construction of the experiment and the CERN accelerator teams for the outstanding performance of the LHC complex. The ALICE Collaboration gratefully acknowledges the resources and support provided by all Grid centres and the Worldwide LHC Computing Grid (WLCG) collaboration. The ALICE Collaboration acknowledges the following funding agencies for their support in building and running the ALICE detector: A. I. Alikhanyan National Science Laboratory (Yerevan Physics Institute) Foundation (ANSL), State Committee of Science and World Federation of Scientists (WFS), Armenia; Austrian Academy of Sciences, Austrian Science Fund (FWF): [M 2467-N36] and Nationalstiftung für Forschung, Technologie und Entwicklung, Austria; Ministry of Communications and High Technologies, National Nuclear Research Center, Azerbaijan; Conselho Nacional de Desenvolvimento Científico e Tecnológico (CNPq), Financiadora de Estudos e Projetos (Finep), Fundação de Amparo à Pesquisa do Estado de São Paulo (FAPESP) and Universidade Federal do Rio Grande do Sul (UFRGS), Brazil; Bulgarian Ministry of Education and Science, within the National Roadmap for Research Infrastructures 2020-2027 (object CERN), Bulgaria; Ministry of Education of China (MOEC), Ministry of Science & Technology of China (MSTC) and National Natural Science Foundation of China (NSFC), China; Ministry of Science and Education and Croatian Science Foundation, Croatia; Centro de Aplicaciones Tecnológicas y Desarrollo Nuclear (CEADEN), Cubaenergía, Cuba; Ministry of Education, Youth and Sports of the Czech Republic, Czech Republic; The Danish Council for Independent Research | Natural Sciences, the VILLUM FONDEN and Danish National Research Foundation (DNRF), Denmark; Helsinki Institute of Physics (HIP), Finland; Commissariat à l’Energie Atomique (CEA) and Institut National de Physique Nucléaire et de Physique des Particules (IN2P3) and Centre National de la Recherche Scientifique (CNRS), France; Bundesministerium für Bildung und Forschung (BMBF) and GSI Helmholtzzentrum für Schwerionenforschung GmbH, Germany; General Secretariat for Research and Technology, Ministry of Education, Research and Religions, Greece; National Research, Development and Innovation Office, Hungary; Department of Atomic Energy Government of India (DAE), Department of Science and Technology, Government of India (DST), University Grants Commission, Government of India (UGC) and Council of Scientific and Industrial Research (CSIR), India; National Research and Innovation Agency-BRIN, Indonesia; Istituto Nazionale di Fisica Nucleare (INFN), Italy; Japanese Ministry of Education, Culture, Sports, Science and Technology (MEXT) and Japan Society for the Promotion of Science (JSPS) KAKENHI, Japan; Consejo Nacional de Ciencia (CONACYT) y Tecnología, through Fondo de Cooperación Internacional en Ciencia y Tecnología (FONCICYT) and Dirección General de Asuntos del Personal Académico (DGAPA), Mexico; Nederlandse Organisatie voor Wetenschappelijk Onderzoek (NWO), Netherlands; The Research Council of Norway, Norway; Pontificia Universidad Católica del Perú, Peru; Ministry of Science and Higher Education, National Science Centre and WUT ID-UB, Poland; Korea Institute of Science and Technology Information and National Research Foundation of Korea (NRF), Republic of Korea; Ministry of Education and Scientific Research, Institute of Atomic Physics, Ministry of Research and Innovation and Institute of Atomic Physics and Universitatea Nationala de Stiinta si Tehnologie Politehnica Bucuresti, Romania; Ministry of Education, Science, Research and Sport of the Slovak Republic, Slovakia; National Research Foundation of South Africa, South Africa; Swedish Research Council (VR) and Knut & Alice Wallenberg Foundation (KAW), Sweden; European Organization for Nuclear Research, Switzerland; Suranaree University of Technol-

ogy (SUT), National Science and Technology Development Agency (NSTDA) and National Science, Research and Innovation Fund (NSRF via PMU-B B05F650021), Thailand; Turkish Energy, Nuclear and Mineral Research Agency (TENMAK), Turkey; National Academy of Sciences of Ukraine, Ukraine; Science and Technology Facilities Council (STFC), United Kingdom; National Science Foundation of the United States of America (NSF) and United States Department of Energy, Office of Nuclear Physics (DOE NP), United States of America. In addition, individual groups or members have received support from: Czech Science Foundation (grant no. 23-07499S), Czech Republic; European Research Council (grant no. 950692), European Union; ICSC-Centro Nazionale di Ricerca in High Performance Computing, Big Data and Quantum Computing, European Union-NextGenerationEU; Academy of Finland (Center of Excellence in Quark Matter) (Grant nos. 346327, 346328), Finland.

Data Availability Statement This manuscript has associated data in a data repository. [Author’s comment: This manuscript has associated data in a HEPData repository at <https://www.hepdata.net/record/ins2789567>.]

Code Availability Statement This manuscript has no associated code/software. [Author’s comment: Code/software sharing is not applicable to this paper.]

Open Access This article is licensed under a Creative Commons Attribution 4.0 International License, which permits use, sharing, adaptation, distribution and reproduction in any medium or format, as long as you give appropriate credit to the original author(s) and the source, provide a link to the Creative Commons licence, and indicate if changes were made. The images or other third party material in this article are included in the article’s Creative Commons licence, unless indicated otherwise in a credit line to the material. If material is not included in the article’s Creative Commons licence and your intended use is not permitted by statutory regulation or exceeds the permitted use, you will need to obtain permission directly from the copyright holder. To view a copy of this licence, visit <http://creativecommons.org/licenses/by/4.0/>.
Funded by SCOAP³.

References



















1. J.C. Collins, D.E. Soper, G.F. Sterman, Factorization of hard processes in QCD. *Adv. Ser. Direct. High Energy Phys. Ser. 5*, 1–91 (1989). https://doi.org/10.1142/9789814503266_0001. [arXiv:hep-ph/0409313](https://arxiv.org/abs/hep-ph/0409313)
2. S. Catani, M. Ciafaloni, F. Hautmann, High-energy factorization and small x heavy flavor production. *Nucl. Phys. B Ser. 366*, 135–188 (1991). [https://doi.org/10.1016/0550-3213\(91\)90055-3](https://doi.org/10.1016/0550-3213(91)90055-3)
3. ALICE Collaboration, S. Acharya et al., Charm-quark fragmentation fractions and production cross section at midrapidity in pp collisions at the LHC. *Phys. Rev. D* **105**, L011103 (2022). <https://doi.org/10.1103/PhysRevD.105.L011103>. [arXiv:2105.06335](https://arxiv.org/abs/2105.06335) [nucl-ex]
4. ALICE Collaboration, S. Acharya et al., Charm production and fragmentation fractions at midrapidity in pp collisions at $\sqrt{s} = 13$ TeV. *JHEP* **12**, 086 (2023). [https://doi.org/10.1007/JHEP12\(2023\)086](https://doi.org/10.1007/JHEP12(2023)086). [arXiv:2308.04877](https://arxiv.org/abs/2308.04877) [hep-ex]
5. M. Lisovsky, A. Verbytskyi, O. Zenaiev, Combined analysis of charm-quark fragmentation-fraction measurements. *Eur. Phys. J. C Ser. 76*, 397 (2016). <https://doi.org/10.1140/epjc/s10052-016-4246-y>. [arXiv:1509.01061](https://arxiv.org/abs/1509.01061) [hep-ex]
6. ALICE Collaboration, S. Acharya et al., First measurement of Λ_c^+ production down to $p_T = 0$ in pp and p–Pb collisions at



























- $\sqrt{s_{NN}} = 5.02$ TeV. Phys. Rev. C **107**, 064901 (2023). <https://doi.org/10.1103/PhysRevC.107.064901>. arXiv:2211.14032 [nucl-ex]
7. ALICE Collaboration, S. Acharya et al., Measurement of the production cross section of prompt Ξ_c^0 baryons in p–Pb collisions at $\sqrt{s_{NN}} = 5.02$ TeV. arXiv:2405.14538 [nucl-ex]
 8. LHCb Collaboration, R. Aaij et al., Prompt Λ_c^+ production in p–Pb collisions at $\sqrt{s_{NN}} = 5.02$ TeV. JHEP **02**, 102 (2019). [https://doi.org/10.1007/JHEP02\(2019\)102](https://doi.org/10.1007/JHEP02(2019)102). arXiv:1809.01404 [hep-ex]
 9. LHCb Collaboration, R. Aaij et al., Measurement of Ξ_c^+ production in p–Pb collisions at $\sqrt{s_{NN}} = 8.16$ TeV at LHCb. Phys. Rev. C **109**, 044901 (2024). <https://doi.org/10.1103/PhysRevC.109.044901>. arXiv:2305.06711 [hep-ex]
 10. LHCb Collaboration, R. Aaij et al., Measurement of the Λ_c^+ to D^0 production ratio in peripheral Pb–Pb collisions at $\sqrt{s_{NN}} = 5.02$ TeV. JHEP **06**, 132 (2023). [https://doi.org/10.1007/JHEP06\(2023\)132](https://doi.org/10.1007/JHEP06(2023)132). arXiv:2210.06939 [hep-ex]. [Erratum: JHEP 05, 021 (2024)]
 11. CMS Collaboration, A.M. Sirunyan et al., Production of Λ_c^+ baryons in proton-proton and lead-lead collisions at $\sqrt{s_{NN}} = 5.02$ TeV. Phys. Lett. B **803**, 135328, (2020). <https://doi.org/10.1016/j.physletb.2020.135328>. arXiv:1906.03322 [hep-ex]
 12. PHENIX Collaboration, A. Adare et al., Heavy-quark production in pp and energy loss and flow of heavy quarks in Au + Au collisions at $\sqrt{s_{NN}} = 200$ GeV. Phys. Rev. C **84**, 044905 (2011). <https://doi.org/10.1103/PhysRevC.84.044905>
 13. STAR Collaboration, L. Adamczyk et al., Measurements of D^0 and D^{*+} production in pp collisions at $\sqrt{s} = 200$ GeV. Phys. Rev. D **86**, 072013 (2012). <https://doi.org/10.1103/PhysRevD.86.072013>
 14. STAR Collaboration, J. Adams et al., Open charm yields in d–Au collisions at $\sqrt{s_{NN}} = 200$ GeV. Phys. Rev. Lett. **94**, 062301 (2005). <https://doi.org/10.1103/PhysRevLett.94.062301>
 15. C. Bierlich et al., Open charm production cross section from combined LHC experiments in pp collisions at $\sqrt{s} = 5.02$ TeV. Eur. Phys. J. Plus **139**, 593 (2024). <https://doi.org/10.1140/epjp/s13360-024-05355-0>. arXiv:2311.11426 [hep-ph]
 16. ALICE Collaboration, S. Acharya et al., xPseudorapidity distributions of charged particles as a function of mid- and forward rapidity multiplicities in pp collisions at $\sqrt{s} = 5.02, 7$ and 13 TeV. Eur. Phys. J. C **81**, 630 (2021). <https://doi.org/10.1140/epjc/s10052-021-09349-5>. arXiv:2009.09434 [nucl-ex]
 17. ALICE Collaboration, B. Abelev et al., Pseudorapidity density of charged particles in p–Pb collisions at $\sqrt{s_{NN}} = 5.02$ TeV. Phys. Rev. Lett. **110**, 032301 (2013). <https://doi.org/10.1103/PhysRevLett.110.032301>. arXiv:1210.3615 [nucl-ex]
 18. ALICE Collaboration, S. Acharya et al., Observation of a multiplicity dependence in the p_T -differential charm baryon-to-meson ratios in proton–proton collisions at $\sqrt{s} = 13$ TeV. Phys. Lett. B **829**, 137065 (2022). <https://doi.org/10.1016/j.physletb.2022.137065>. arXiv:2111.11948 [nucl-ex]
 19. LHCb Collaboration, R. Aaij et al., Measurement of b hadron fractions in 13 TeV pp collisions. Phys. Rev. D **100**, 031102 (2019). <https://doi.org/10.1103/PhysRevD.100.031102>. arXiv:1902.06794 [hep-ex]
 20. LHCb Collaboration, R. Aaij et al., Study of the production of Λ_b^0 and \bar{B}^0 hadrons in pp collisions and first measurement of the $\Lambda_b^0 \rightarrow J/\psi p K^-$ branching fraction. Chin. Phys. C **40**, 011001 (2016). <https://doi.org/10.1088/1674-1137/40/1/011001>. arXiv:1509.00292 [hep-ex]
 21. LHCb Collaboration, R. Aaij et al., Enhanced production of Λ_b^0 baryons in high-multiplicity pp collisions at $\sqrt{s} = 13$ TeV. Phys. Rev. Lett. **132**, 081901 (2024). <https://doi.org/10.1103/PhysRevLett.132.081901>. arXiv:2310.12278 [hep-ex]
 22. LHCb Collaboration, R. Aaij et al., Measurement of B^+, B^0 and Λ_b^0 production in p–Pb collisions at $\sqrt{s_{NN}} = 8.16$ TeV. Phys. Rev. D **99**, 052011 (2019). <https://doi.org/10.1103/PhysRevD.99.052011>. arXiv:1902.05599 [hep-ex]
 23. ALICE Collaboration, S. Acharya et al., Study of flavor dependence of the baryon-to-meson ratio in proton-proton collisions at $\sqrt{s} = 13$ TeV. Phys. Rev. D **108**, 112003 (2023). <https://doi.org/10.1103/PhysRevD.108.112003>. arXiv:2308.04873 [hep-ex]
 24. M. Arneodo, Nuclear effects in structure functions. Phys. Rep. Ser. **240**, 301–393 (1994). [https://doi.org/10.1016/0370-1573\(94\)90048-5](https://doi.org/10.1016/0370-1573(94)90048-5)
 25. M. Klasen, H. Paukkunen, Nuclear parton distribution functions after the first decade of LHC data. Annu. Rev. Nucl. Part. Sci. (2024). <https://doi.org/10.1146/annurev-nucl-102122-022747>. arXiv:2311.00450 [hep-ph]
 26. M. Lev, B. Petersson, Nuclear effects at large transverse momentum in a QCD parton model. Z. Phys. C Ser. **21**, 155 (1983). <https://doi.org/10.1007/BF01648792>
 27. B.Z. Kopeliovich, J. Nemchik, A. Schafer, A.V. Tarasov, Cronin effect in hadron production off nuclei. Phys. Rev. Lett. Ser. **88**, 232303 (2002). <https://doi.org/10.1103/PhysRevLett.88.232303>. arXiv:hep-ph/0201010
 28. ALICE Collaboration, S. Acharya et al., Measurement of prompt D^0, D^+, D^{*+} , and D_s^+ production in p–Pb collisions at $\sqrt{s_{NN}} = 5.02$ TeV. JHEP **12**, 092 (2019). [https://doi.org/10.1007/JHEP12\(2019\)092](https://doi.org/10.1007/JHEP12(2019)092). arXiv:1906.03425 [nucl-ex]
 29. P. Bozek, Collective flow in p–Pb and d–Pb collisions at TeV energies. Phys. Rev. C Ser. **85**, 014911 (2012). <https://doi.org/10.1103/PhysRevC.85.014911>. arXiv:1112.0915 [hep-ph]
 30. R.D. Weller, P. Romatschke, One fluid to rule them all: viscous hydrodynamic description of event-by-event central pp, p–Pb and Pb–Pb collisions at $\sqrt{s} = 5.02$ TeV. Phys. Lett. B **774**, 351–356 (2017). <https://doi.org/10.1016/j.physletb.2017.09.077>. arXiv:1701.07145 [nucl-th]
 31. J. Song, H.-H. Li, F.-L. Shao, New feature of low p_T charm quark hadronization in pp collisions at $\sqrt{s} = 7$ TeV. Eur. Phys. J. C Ser. **78**, 344 (2018). <https://doi.org/10.1140/epjc/s10052-018-5817-x>. arXiv:1801.09402 [hep-ph]
 32. V. Minissale, S. Plumari, V. Greco, Charm hadrons in pp collisions at LHC energy within a coalescence plus fragmentation approach. Phys. Lett. B Ser. **821**, 136622 (2021). <https://doi.org/10.1016/j.physletb.2021.136622>. arXiv:2012.12001 [hep-ph]
 33. A. Beraudo, A. De Pace, D. Pablos, F. Prino, M. Monteno, M. Nardi, Heavy-flavor transport and hadronization in pp collisions. Phys. Rev. D Ser. **109**, L011501 (2024). <https://doi.org/10.1103/PhysRevD.109.L011501>. arXiv:2306.02152 [hep-ph]
 34. ALICE Collaboration, B. Abelev et al., Multiplicity dependence of pion, kaon, proton and lambda production in p–Pb collisions at $\sqrt{s_{NN}} = 5.02$ TeV. Phys. Lett. B **728**, 25–38 (2014). <https://doi.org/10.1016/j.physletb.2013.11.020>. arXiv:1307.6796 [nucl-ex]
 35. J. Altmann et al., Towards the understanding of heavy quarks hadronization: from leptonic to heavy-ion collisions. arXiv:2405.19137 [hep-ph]
 36. ALICE Collaboration, K. Aamodt et al., The ALICE experiment at the CERN LHC. JINST **3**, S08002 (2008). <https://doi.org/10.1088/1748-0221/3/08/S08002>
 37. ALICE Collaboration, B. Abelev et al., Measurement of visible cross sections in proton–lead collisions at $\sqrt{s_{NN}} = 5.02$ TeV in van der Meer scans with the ALICE detector. JINST **9**, P11003 (2014). <https://doi.org/10.1088/1748-0221/9/11/P11003>. arXiv:1405.1849 [nucl-ex]
 38. ALICE Collaboration, S. Acharya et al., Λ_c^+ production and baryon-to-meson ratios in pp and p–Pb collisions at $\sqrt{s_{NN}} = 5.02$ TeV at the LHC. Phys. Rev. Lett. **127**, 202301 (2021). <https://doi.org/10.1103/PhysRevLett.127.202301>. arXiv:2011.06078 [nucl-ex]
 39. ALICE Collaboration, S. Acharya et al., Inclusive, prompt and non-prompt J/ψ production at midrapidity in p–Pb collisions at $\sqrt{s_{NN}} = 5.02$ TeV. JHEP **06**, 011 (2022). [https://doi.org/10.1007/JHEP06\(2022\)011](https://doi.org/10.1007/JHEP06(2022)011). arXiv:2105.04957 [nucl-ex]

40. S. Frixione, P. Nason, G. Ridolfi, A Positive-weight next-to-leading-order Monte Carlo for heavy flavour hadroproduction. *JHEP Ser.* **09**, 126 (2007). <https://doi.org/10.1088/1126-6708/2007/09/126>. arXiv:0707.3088 [hep-ph]
41. T. Sjostrand, S. Mrenna, P.Z. Skands, PYTHIA 6.4 physics and manual. *JHEP* **05**, 026 (2006). <https://doi.org/10.1088/1126-6708/2006/05/026>. arXiv:hep-ph/0603175
42. S. Dulat et al., New parton distribution functions from a global analysis of quantum chromodynamics. *Phys. Rev. D Ser.* **93**, 033006 (2016). <https://doi.org/10.1103/PhysRevD.93.033006>. arXiv:1506.07443 [hep-ph]
43. K.J. Eskola, P. Paakkinen, H. Paukkunen, C.A. Salgado, EPPS16: nuclear parton distributions with LHC data. *Eur. Phys. J. C Ser.* **77**, 163 (2017). <https://doi.org/10.1140/epjc/s10052-017-4725-9>. arXiv:1612.05741 [hep-ph]
44. H. Li, F. Shao, J. Song, R. Wang, Production of single-charm hadrons by quark combination mechanism in p–Pb collisions at $\sqrt{s_{NN}} = 5.02$ TeV. *Phys. Rev. C* **97**, 064915 (2018). <https://doi.org/10.1103/PhysRevC.97.064915>. arXiv:1712.08921 [hep-ph]
45. H. Li, F. Shao, J. Song, Production of light-flavor and single-charmed hadrons in pp collisions at $\sqrt{s} = 5.02$ TeV in an equal-velocity quark combination model. *Chin. Phys. C* **45**, 113105 (2021). <https://doi.org/10.1088/1674-1137/ac1ef9>. arXiv:2103.14900 [hep-ph]
46. C. Bierlich, G. Gustafson, L. Lönnblad, H. Shah, The Angantyr model for heavy-ion collisions in PYTHIA8. *JHEP Ser.* **10**, 134 (2018). [https://doi.org/10.1007/JHEP10\(2018\)134](https://doi.org/10.1007/JHEP10(2018)134). arXiv:1806.10820 [hep-ph]
47. M. Cacciari, S. Frixione, N. Houdeau, M.L. Mangano, P. Nason, G. Ridolfi, Theoretical predictions for charm and bottom production at the LHC. *JHEP Ser.* **10**, 137 (2012). [https://doi.org/10.1007/JHEP10\(2012\)137](https://doi.org/10.1007/JHEP10(2012)137). arXiv:1205.6344 [hep-ph]
48. M. Cacciari, M.L. Mangano, P. Nason, Gluon PDF constraints from the ratio of forward heavy-quark production at the LHC at $\sqrt{s} = 7$ and 13 TeV. *Eur. Phys. J. C Ser.* **75**, 610 (2015). <https://doi.org/10.1140/epjc/s10052-015-3814-x>. arXiv:1507.06197 [hep-ph]
49. P.M. Nadolsky, H.-L. Lai, Q.-H. Cao, J. Huston, J. Pumplin, D. Stump, W.-K. Tung, C.P. Yuan, Implications of CTEQ global analysis for collider observables. *Phys. Rev. D Ser.* **78**, 013004 (2008). <https://doi.org/10.1103/PhysRevD.78.013004>. arXiv:0802.0007 [hep-ph]
50. M. Cacciari, M. Greco, P. Nason, The p_T spectrum in heavy flavor hadroproduction. *JHEP Ser.* **05**, 007 (1998). <https://doi.org/10.1088/1126-6708/1998/05/007>. arXiv:hep-ph/9803400
51. PHENIX Collaboration, A. Adare et al., Heavy quark production in pp and energy loss and flow of heavy quarks in Au–Au collisions at $\sqrt{s_{NN}} = 200$ GeV. *Phys. Rev. C* **84**, 044905 (2011). <https://doi.org/10.1103/PhysRevC.84.044905>. arXiv:1005.1627 [nucl-ex]
52. STAR Collaboration, L. Adamczyk et al., Measurements of D^0 and D^{*+} production in pp collisions at $\sqrt{s} = 200$ GeV. *Phys. Rev. D* **86**, 072013 (2012). <https://doi.org/10.1103/PhysRevD.86.072013>. arXiv:1204.4244 [nucl-ex]
53. D. d’Enterria, A.M. Snigirev, Triple parton scatterings in high-energy proton–proton collisions. *Phys. Rev. Lett. Ser.* **118**, 122001 (2017). <https://doi.org/10.1103/PhysRevLett.118.122001>. arXiv:1612.05582 [hep-ph]
54. D. d’Enterria, A.M. Snigirev, Triple-parton scatterings in proton–nucleus collisions at high energies. *Eur. Phys. J. C Ser.* **78**, 359 (2018). <https://doi.org/10.1140/epjc/s10052-018-5687-2>. arXiv:1612.08112 [hep-ph]
55. M. Czakon, P. Fiedler, A. Mitov, Total top-quark pair-production cross section at hadron colliders through $O(\alpha_s^4)$. *Phys. Rev. Lett. Ser.* **110**, 252004 (2013). <https://doi.org/10.1103/PhysRevLett.110.252004>. arXiv:1303.6254 [hep-ph]
56. K. Kovarik et al., nCTEQ15—global analysis of nuclear parton distributions with uncertainties in the CTEQ framework. *Phys. Rev. D Ser.* **93**, 085037 (2016). <https://doi.org/10.1103/PhysRevD.93.085037>. arXiv:1509.00792 [hep-ph]
57. A. Kusina, J.-P. Lansberg, I. Schienbein, H.-S. Shao, Gluon shadowing in heavy-flavor production at the LHC. *Phys. Rev. Lett. Ser.* **121**, 052004 (2018). <https://doi.org/10.1103/PhysRevLett.121.052004>. arXiv:1712.07024 [hep-ph]
58. ALICE Collaboration, S. Acharya et al., Measurement of prompt D_s^+ -meson production and azimuthal anisotropy in Pb–Pb collisions at $\sqrt{s_{NN}} = 5.02$ TeV. *Phys. Lett. B* **827**, 136986 (2022). <https://doi.org/10.1016/j.physletb.2022.136986>. arXiv:2110.10006 [nucl-ex]
59. STAR Collaboration, J. Adam et al., Observation of D_s^\pm/D^0 enhancement in Au–Au collisions at $\sqrt{s_{NN}} = 200$ GeV. *Phys. Rev. Lett.* **127**, 092301 (2021). <https://doi.org/10.1103/PhysRevLett.127.092301>. arXiv:2101.11793 [hep-ex]
60. ALICE Collaboration, S. Acharya et al., Constraining hadronization mechanisms with Λ_c^+/D^0 production ratios in Pb–Pb collisions at $\sqrt{s_{NN}} = 5.02$ TeV. *Phys. Lett. B* **839**, 137796 (2023). <https://doi.org/10.1016/j.physletb.2023.137796>. arXiv:2112.08156 [nucl-ex]
61. STAR Collaboration, J. Adam et al., First measurement of Λ_c baryon production in Au–Au collisions at $\sqrt{s_{NN}} = 200$ GeV. *Phys. Rev. Lett.* **124**, 172301 (2020). <https://doi.org/10.1103/PhysRevLett.124.172301>. arXiv:1910.14628 [nucl-ex]
62. ALICE Collaboration, S. Acharya et al., $\psi(2S)$ suppression in Pb–Pb collisions at the LHC. *Phys. Rev. Lett.* **132**, 042301 (2024). <https://doi.org/10.1103/PhysRevLett.132.042301>. arXiv:2210.08893 [nucl-ex]
63. ALICE Collaboration, S. Acharya et al., Measurements of inclusive J/ψ production at midrapidity and forward rapidity in Pb–Pb collisions at $\sqrt{s_{NN}} = 5.02$ TeV. *Phys. Lett. B* **849**, 138451 (2024). <https://doi.org/10.1016/j.physletb.2024.138451>. arXiv:2303.13361 [nucl-ex]

ALICE Collaboration

S. Acharya¹²⁷, D. Adamová⁸⁶, A. Agarwal¹³⁵, G. Aglieri Rinella³², L. Aglietta²⁴, M. Agnello²⁹, N. Agrawal²⁵, Z. Ahammed¹³⁵, S. Ahmad¹⁵, S. U. Ahn⁷¹, I. Ahuja³⁷, A. Akindinov¹⁴¹, V. Akishina³⁸, M. Al-Turany⁹⁷, D. Aleksandrov¹⁴¹, B. Alessandro⁵⁶, H. M. Alfanda⁶, R. Alfaro Molina⁶⁷, B. Ali¹⁵, A. Alici²⁵, N. Alizadehvandchali¹¹⁶, A. Alkin¹⁰⁴, J. Alme²⁰, G. Alocco⁵², T. Alt⁶⁴, A. R. Altamura⁵⁰, I. Altsybeev⁹⁵, J. R. Alvarado⁴⁴, C. O. R. Alvarez⁴⁴, M. N. Anaam⁶, C. Andrei⁴⁵, N. Andreou¹¹⁵, A. Andronic¹²⁶, E. Andronov¹⁴¹, V. Anguelov⁹⁴, F. Antinori⁵⁴, P. Antonioli⁵¹, N. Apadula⁷⁴, L. Aphecetche¹⁰³, H. Appelshäuser⁶⁴, C. Arata⁷³, S. Arcelli²⁵, M. Aresti²², R. Arnaldi⁵⁶, J. G. M. C. A. Arneiro¹¹⁰, I. C. Arsene¹⁹, M. Arslanodk¹³⁸, A. Augustinus³², R. Averbeck⁹⁷, D. Averyanov¹⁴¹, M. D. Azmi¹⁵, H. Baba¹²⁴, A. Badalá⁵³, J. Bae¹⁰⁴, Y. W. Baek⁴⁰, X. Bai¹²⁰, R. Bailhache⁶⁴, Y. Bailung⁴⁸, R. Bala⁹¹, A. Balbino²⁹, A. Baldisseri¹³⁰, B. Balis², D. Banerjee⁴, Z. Banoo⁹¹, V. Barbasova³⁷, F. Barile³¹, L. Barioglio⁵⁶, M. Barlou⁷⁸, B. Barman⁴¹, G. G. Barnaföldi⁴⁶, L. S. Barnby¹¹⁵, E. Barreau¹⁰³, V. Barret¹²⁷, L. Barreto¹¹⁰, C. Bartels¹¹⁹, K. Barth³², E. Bartsch⁶⁴, N. Bastid¹²⁷, S. Basu⁷⁵, G. Batigne¹⁰³, D. Battistini⁹⁵, B. Batyunya¹⁴², D. Bauri⁴⁷, J. L. Bazo Alba¹⁰¹, I. G. Bearden⁸³, C. Beattie¹³⁸, P. Becht⁹⁷, D. Behera⁴⁸, I. Belikov¹²⁹, A. D. C. Bell Hechavarria¹²⁶, F. Bellini²⁵, R. Bellwied¹¹⁶, S. Belokurova¹⁴¹, L. G. E. Beltran¹⁰⁹, Y. A. V. Beltran⁴⁴, G. Bencedi⁴⁶, A. Bensaoula¹¹⁶, S. Beole²⁴, Y. Berdnikov¹⁴¹, A. Berdnikova⁹⁴, L. Bergmann⁹⁴, M. G. Besoiu⁶³, L. Betev³², P. P. Bhaduri¹³⁵, A. Bhasin⁹¹, B. Bhattacharjee⁴¹, L. Bianchi²⁴, N. Bianchi⁴⁹, J. Bielčík³⁵, J. Bielčíková⁸⁶, A. P. Bigot¹²⁹, A. Bilandzic⁹⁵, G. Biro⁴⁶, S. Biswas⁴, N. Bize¹⁰³, J. T. Blair¹⁰⁸, D. Blau¹⁴¹, M. B. Blidaru⁹⁷, N. Bluhme³⁸, C. Blume⁶⁴, G. Boca^{21,55}, F. Bock⁸⁷, T. Bodova²⁰, J. Bok¹⁶, L. Boldizsár⁴⁶, M. Bombara³⁷, P. M. Bond³², G. Bonomi^{55,134}, H. Borel¹³⁰, A. Borissov¹⁴¹, A. G. Borquez Carcamo⁹⁴, H. Bossi¹³⁸, E. Botta²⁴, Y. E. M. Bouziani⁶⁴, L. Bratrud⁶⁴, P. Braun-Munzinger⁹⁷, M. Bregant¹¹⁰, M. Broz³⁵, G. E. Bruno^{31,96}, V. D. Buchakchiev³⁶, M. D. Buckland²³, D. Budnikov¹⁴¹, H. Buesching⁶⁴, S. Bufalino²⁹, P. Buhler¹⁰², N. Burmasov¹⁴¹, Z. Buthelezi^{68,123}, A. Bylinkin²⁰, S. A. Bysiak¹⁰⁷, J. C. Cabanillas Noris¹⁰⁹, M. F. T. Cabrera¹¹⁶, M. Cai⁶, H. Caines¹³⁸, A. Caliva²⁸, E. Calvo Villar¹⁰¹, J. M. M. Camacho¹⁰⁹, P. Camerini²³, F. D. M. Canedo¹¹⁰, S. L. Cantway¹³⁸, M. Carabas¹¹³, A. A. Carballo³², F. Carnesecchi³², R. Caron¹²⁸, L. A. D. Carvalho¹¹⁰, J. Castillo Castellanos¹³⁰, M. Castoldi³², F. Catalano³², S. Cattaruzzi²³, C. Ceballos Sanchez¹⁴², R. Cerri²⁴, I. Chakaberia⁷⁴, P. Chakraborty^{47,136}, S. Chandra¹³⁵, S. Chapeland³², M. Chartier¹¹⁹, S. Chattopadhyay¹³⁵, S. Chattopadhyay¹³⁵, S. Chattopadhyay⁹⁹, M. Chen³⁹, T. Cheng^{6,97}, C. Cheshkov¹²⁸, V. Chibante Barroso³², D. D. Chinellato¹¹¹, E. S. Chizzali^{95,a}, J. Cho⁵⁸, S. Cho⁵⁸, P. Chochula³², Z. A. Chochulska¹³⁶, D. Choudhury⁴¹, P. Christakoglou⁸⁴, C. H. Christensen⁸³, P. Christiansen⁷⁵, T. Chujo¹²⁵, M. Ciacco²⁹, C. Cicalo⁵², M. R. Ciupek⁹⁷, G. Clai^{51,b}, F. Colamaria⁵⁰, J. S. Colburn¹⁰⁰, D. Colella³¹, M. Colocci²⁵, M. Concas³², G. Conesa Balbastre⁷³, Z. Conesa del Valle¹³¹, G. Contin²³, J. G. Contreras³⁵, M. L. Coquet^{103,130}, P. Cortese^{56,133}, M. R. Cosentino¹¹², F. Costa³², S. Costanza^{21,55}, C. Cot¹³¹, J. Crkovská⁹⁴, P. Crochet¹²⁷, R. Cruz-Torres⁷⁴, P. Cui⁶, M. M. Czarnynoga¹³⁶, A. Dainese⁵⁴, G. Dange³⁸, M. C. Danisch⁹⁴, A. Danu⁶³, P. Das⁸⁰, P. Das⁴, S. Das⁴, A. R. Dash¹²⁶, S. Dash⁴⁷, A. De Caro²⁸, G. de Cataldo⁵⁰, J. de Cuveland³⁸, A. De Falco²², D. De Gruttola²⁸, N. De Marco⁵⁶, C. De Martin²³, S. De Pasquale²⁸, R. Deb¹³⁴, R. Del Grande⁹⁵, L. Dello Stritto³², W. Deng⁶, K. C. Devereaux¹⁸, P. Dhankher¹⁸, D. Di Bari³¹, A. Di Mauro³², B. Diab¹³⁰, R. A. Diaz^{7,142}, T. Dietel¹¹⁴, Y. Ding⁶, J. Ditzel⁶⁴, R. Divià³², Ø. Djuvsland²⁰, U. Dmitrieva¹⁴¹, A. Dobrin⁶³, B. Dönigus⁶⁴, J. M. Dubinski¹³⁶, A. Dubla⁹⁷, P. Dupieux¹²⁷, N. Dzalalova¹³, T. M. Eder¹²⁶, R. J. Ehlers⁷⁴, F. Eisenhut⁶⁴, R. Ejima⁹², D. Elia⁵⁰, B. Erazmus¹⁰³, F. Ercolessi²⁵, B. Espagnon¹³¹, G. Eulisse³², D. Evans¹⁰⁰, S. Evdokimov¹⁴¹, L. Fabbietti⁹⁵, M. Faggin²³, J. Faivre⁷³, F. Fan⁶, W. Fan⁷⁴, A. Fantoni⁴⁹, M. Fasel⁸⁷, A. Feliciello⁵⁶, G. Feofilov¹⁴¹, A. Fernández Téllez⁴⁴, L. Ferrandi¹¹⁰, M. B. Ferrer³², A. Ferrero¹³⁰, C. Ferrero^{56,c}, A. Ferretti²⁴, V. J. G. Feuillard⁹⁴, V. Filova³⁵, D. Finogeev¹⁴¹, F. M. Fionda⁵², E. Flatland³², F. Flor^{116,138}, A. N. Flores¹⁰⁸, S. Foertsch⁶⁸, I. Fokin⁹⁴, S. Fokin¹⁴¹, U. Follo^{56,c}, E. Fragiaco⁵⁷, E. Frajna⁴⁶, U. Fuchs³², N. Funicello²⁸, C. Furget⁷³, A. Furs¹⁴¹, T. Fusayasu⁹⁸, J. J. Gaardhøje⁸³, M. Gagliardi²⁴, A. M. Gago¹⁰¹, T. Gahlaut⁴⁷, C. D. Galvan¹⁰⁹, D. R. Gangadharan¹¹⁶, P. Ganoti⁷⁸, C. Garabatos⁹⁷, J. M. Garcia⁴⁴, T. García Chávez⁴⁴, E. Garcia-Solis⁹, C. Gargiulo³², P. Gasik⁹⁷, H. M. Gaur³⁸, A. Gautam¹¹⁸, M. B. Gay Ducati⁶⁶, M. Germain¹⁰³, C. Ghosh¹³⁵, M. Giacalone⁵¹, G. Gioachin²⁹, P. Giubellino^{56,97}, P. Giubileo²⁷, A. M. C. Glaenger¹³⁰, P. Glässel⁹⁴, E. Glimos¹²², D. J. Q. Goh⁷⁶, V. Gonzalez¹³⁷, P. Gordeev¹⁴¹, M. Gorgon², K. Goswami⁴⁸, S. Gotovac³³, V. Grabski⁶⁷,

A. Ortiz Velasquez⁶⁵ , J. Otwinowski¹⁰⁷ , M. Oya⁹², K. Oyama⁷⁶ , Y. Pachmayer⁹⁴ , S. Padhan⁴⁷ , D. Pagano^{55,134} , G. Paic⁶⁵ , S. Paisano-Guzmán⁴⁴ , A. Palasciano⁵⁰ , S. Panebianco¹³⁰ , C. Pantouvakis²⁷ , H. Park¹²⁵ , H. Park¹⁰⁴ , J. Park¹²⁵ , J. E. Parkkila³² , Y. Patley⁴⁷ , R. N. Patra⁵⁰, B. Paul²² , H. Pei⁶ , T. Peitzmann⁵⁹ , X. Peng¹¹ , M. Pennisi²⁴ , S. Perciballi²⁴ , D. Peresunko¹⁴¹ , G. M. Perez⁷ , Y. Pestov¹⁴¹, M. T. Petersen⁸³, V. Petrov¹⁴¹ , M. Petrovici⁴⁵ , S. Piano⁵⁷ , M. Pikna¹³ , P. Pillot¹⁰³ , O. Pinazza^{32,51} , L. Pinsky¹¹⁶, C. Pinto⁹⁵ , S. Pisano⁴⁹ , M. Płoskon⁷⁴ , M. Planinic⁸⁹, F. Pliquett⁶⁴, D. K. Plociennik² , M. G. Poghosyan⁸⁷ , B. Polichtchouk¹⁴¹ , S. Politano²⁹ , N. Poljak⁸⁹ , A. Pop⁴⁵ , S. Porteboeuf-Houssais¹²⁷ , V. Pozdniakov^{142,*} , I. Y. Pozos⁴⁴ , K. K. Pradhan⁴⁸ , S. K. Prasad⁴ , S. Prasad⁴⁸ , R. Preghenella⁵¹ , F. Prino⁵⁶ , C. A. Pruneau¹³⁷ , I. Pshenichnov¹⁴¹ , M. Puccio³² , S. Pucillo²⁴ , S. Qiu⁸⁴ , L. Quaglia²⁴ , S. Ragoni¹⁴ , A. Rai¹³⁸ , A. Rakotozafindrabe¹³⁰ , L. Ramello^{56,133} , F. Rami¹²⁹ , M. Rasa²⁶ , S. S. Räsänen⁴³ , R. Rath⁵¹ , M. P. Rauch²⁰ , I. Ravasenga³² , K. F. Read^{87,122} , C. Reckziegel¹¹² , A. R. Redelbach³⁸ , K. Redlich^{79,f} , C. A. Reetz⁹⁷ , H. D. Regules-Medel⁴⁴, A. Rehman²⁰, F. Reidt³² , H. A. Reme-Ness³⁴ , Z. Rescakova³⁷ , K. Reygers⁹⁴ , A. Riabov¹⁴¹ , V. Riabov¹⁴¹ , R. Ricci²⁸ , M. Richter²⁰ , A. A. Riedel⁹⁵ , W. Riegler³² , A. G. Riffero²⁴ , M. Rignanese²⁷ , C. Ripoli²⁸, C. Ristea⁶³ , M. V. Rodriguez³² , M. Rodríguez Cahuantzi⁴⁴ , S. A. Rodríguez Ramírez⁴⁴ , K. Røed¹⁹ , R. Rogalev¹⁴¹ , E. Rogochaya¹⁴² , T. S. Rogoschinski⁶⁴ , D. Rohr³² , D. Röhrich²⁰ , S. Rojas Torres³⁵ , P. S. Rokita¹³⁶ , G. Romanenko²⁵ , F. Ronchetti⁴⁹ , E. D. Rosas⁶⁵, K. Roslon¹³⁶ , A. Rossi⁵⁴ , A. Roy⁴⁸ , S. Roy⁴⁷ , N. Rubini^{25,51} , J. A. Rudolph⁸⁴, D. Ruggiano¹³⁶ , R. Rui²³ , P. G. Russek² , R. Russo⁸⁴ , A. Rustamov⁸¹ , E. Ryabinkin¹⁴¹ , Y. Ryabov¹⁴¹ , A. Rybicki¹⁰⁷ , J. Ryu¹⁶ , W. Rzesza¹³⁶ , S. Sadhu³¹ , S. Sadovsky¹⁴¹ , J. Saetre²⁰ , K. Šafařík³⁵ , S. K. Saha⁴ , S. Saha⁸⁰ , B. Sahoo⁴⁸ , R. Sahoo⁴⁸ , S. Sahoo⁶¹ , D. Sahu⁴⁸ , P. K. Sahu⁶¹ , J. Saini¹³⁵ , K. Sajdakova³⁷ , S. Sakai¹²⁵ , M. P. Salvan⁹⁷ , S. Sambyal⁹¹ , D. Samitz¹⁰² , I. Sanna^{32,95} , T. B. Saramela¹¹⁰ , D. Sarkar⁸³ , P. Sarma⁴¹ , V. Sarritzu²² , V. M. Sarti⁹⁵ , M. H. P. Sas³² , S. Sawan⁸⁰ , E. Scapparone⁵¹ , J. Schambach⁸⁷ , H. S. Scheid⁶⁴ , C. Schiaua⁴⁵ , R. Schicker⁹⁴ , F. Schlepper⁹⁴ , A. Schmah⁹⁷ , C. Schmidt⁹⁷ , H. R. Schmidt⁹³ , M. O. Schmidt³² , M. Schmidt⁹³ , N. V. Schmidt⁸⁷ , A. R. Schmier¹²² , R. Schotter¹²⁹ , A. Schröter³⁸ , J. Schukraft³² , K. Schweda⁹⁷ , G. Scioli²⁵ , E. Scomparin⁵⁶ , J. E. Seger¹⁴ , Y. Sekiguchi¹²⁴ , D. Sekihata¹²⁴ , M. Selina⁸⁴ , I. Selyuzhenkov⁹⁷ , S. Senyukov¹²⁹ , J. J. Seo⁹⁴ , D. Serebryakov¹⁴¹ , L. Serkin⁶⁵ , L. Šerkšnyte⁹⁵ , A. Sevcenco⁶³ , T. J. Shaba⁶⁸ , A. Shabetai¹⁰³ , R. Shahoyan³² , A. Shangaraev¹⁴¹ , B. Sharma⁹¹ , D. Sharma⁴⁷ , H. Sharma⁵⁴ , M. Sharma⁹¹ , S. Sharma⁷⁶ , S. Sharma⁹¹ , U. Sharma⁹¹ , A. Shatat¹³¹ , O. Sheibani¹¹⁶ , K. Shigaki⁹² , M. Shimomura⁷⁷ , J. Shin¹² , S. Shirinkin¹⁴¹ , Q. Shou³⁹ , Y. Sibiriak¹⁴¹ , S. Siddhanta⁵² , T. Siemiarz⁷⁹ , T. F. Silva¹¹⁰ , D. Silvermyr⁷⁵ , T. Simantathammakul¹⁰⁵ , R. Simeonov³⁶ , B. Singh⁹¹ , B. Singh⁹⁵ , K. Singh⁴⁸ , R. Singh⁸⁰ , R. Singh⁹¹ , S. Singh¹⁵ , V. K. Singh¹³⁵ , V. Singhal¹³⁵ , T. Sinha⁹⁹ , B. Sitar¹³ , M. Sitta^{56,133} , T. B. Skaali¹⁹ , G. Skorodumovs⁹⁴ , N. Smirnov¹³⁸ , R. J. M. Snellings⁵⁹ , E. H. Solheim¹⁹ , J. Song¹⁶ , C. Sonnabend^{32,97} , J. M. Sonneveld⁸⁴ , F. Soramel²⁷ , A. B. Soto-hernandez⁸⁸ , R. Spijkers⁸⁴ , I. Sputowska¹⁰⁷ , J. Staa⁷⁵ , J. Stachel⁹⁴ , I. Stan⁶³ , P. J. Steffanic¹²² , S. F. Stiefelmaier⁹⁴ , D. Stocco¹⁰³ , I. Storehaug¹⁹ , N. J. Strangmann⁶⁴ , P. Stratmann¹²⁶ , S. Strazzi²⁵ , A. Sturniolo^{30,53} , C. P. Stylianidis⁸⁴ , A. A. P. Suaide¹¹⁰ , C. Suire¹³¹ , M. Sukhanov¹⁴¹ , M. Suljic³² , R. Sultanov¹⁴¹ , V. Sumberia⁹¹ , S. Sumowidagdo⁸² , I. Szarka¹³ , M. Szymkowski¹³⁶ , S. F. Taghavi⁹⁵ , G. Taillepie⁹⁷ , J. Takahashi¹¹¹ , G. J. Tambave⁸⁰ , S. Tang⁶ , Z. Tang¹²⁰ , J. D. Tapia Takaki¹¹⁸ , N. Tapus¹¹³ , L. A. Tarasovicova¹²⁶ , M. G. Tarzila⁴⁵ , G. F. Tassielli³¹ , A. Tauro³² , A. Tavira García¹³¹ , G. Tejada Muñoz⁴⁴ , A. Telesca³² , L. Terlizzi²⁴ , C. Terrevoli⁵⁰ , S. Thakur⁴ , D. Thomas¹⁰⁸ , A. Tikhonov¹⁴¹ , N. Tiltmann^{32,126} , A. R. Timmins¹¹⁶ , M. Tkacik¹⁰⁶ , T. Tkacik¹⁰⁶ , A. Toia⁶⁴ , R. Tokumoto⁹² , S. Tomassini²⁵ , K. Tomohiro⁹² , N. Topilskaya¹⁴¹ , M. Toppi⁴⁹ , V. V. Torres¹⁰³ , A. G. Torres Ramos³¹ , A. Trifiro^{30,53} , T. Triloki⁹⁶ , A. S. Triolo^{30,32,53} , S. Tripathy³² , T. Tripathy⁴⁷ , V. Trubnikov³ , W. H. Trzaska¹¹⁷ , T. P. Trzcinski¹³⁶ , C. Tsolanta¹⁹ , R. Tu³⁹ , A. Tumkin¹⁴¹ , R. Turrisi⁵⁴ , T. S. Tveter¹⁹ , K. Ullaland²⁰ , B. Ulukutlu⁹⁵ , A. Uras¹²⁸ , M. Urioni¹³⁴ , G. L. Usai²²

Y. Yamaguchi⁹² , S. Yang²⁰, S. Yano⁹² , E. R. Yeats¹⁸, Z. Yin⁶ , I.-K. Yoo¹⁶ , J. H. Yoon⁵⁸ , H. Yu¹², S. Yuan²⁰, A. Yuncu⁹⁴ , V. Zaccolo²³ , C. Zampolli³² , M. Zang⁶, F. Zanone⁹⁴ , N. Zardoshti³² , A. Zarochentsev¹⁴¹ , P. Závada⁶² , N. Zaviyalov¹⁴¹, M. Zhalov¹⁴¹ , B. Zhang⁶ , C. Zhang¹³⁰ , L. Zhang³⁹ , M. Zhang^{6,127}, S. Zhang³⁹ , X. Zhang⁶ , Y. Zhang¹²⁰, Z. Zhang⁶ , M. Zhao¹⁰ , V. Zherebchevskii¹⁴¹ , Y. Zhi¹⁰, D. Zhou⁶ , Y. Zhou⁸³ , J. Zhu^{6,54} , S. Zhu¹²⁰, Y. Zhu⁶, S. C. Zugravel⁵⁶ , N. Zurlo^{55,134} 

- ¹ A.I. Alikhanyan National Science Laboratory (Yerevan Physics Institute) Foundation, Yerevan, Armenia
- ² AGH University of Krakow, Cracow, Poland
- ³ Bogolyubov Institute for Theoretical Physics, National Academy of Sciences of Ukraine, Kiev, Ukraine
- ⁴ Bose Institute, Department of Physics and Centre for Astroparticle Physics and Space Science (CAPSS), Kolkata, India
- ⁵ California Polytechnic State University, San Luis Obispo, California, USA
- ⁶ Central China Normal University, Wuhan, China
- ⁷ Centro de Aplicaciones Tecnológicas y Desarrollo Nuclear (CEADEN), Havana, Cuba
- ⁸ Centro de Investigación y de Estudios Avanzados (CINVESTAV), Mexico City and Mérida, Mexico
- ⁹ Chicago State University, Chicago, IL, USA
- ¹⁰ China Institute of Atomic Energy, Beijing, China
- ¹¹ China University of Geosciences, Wuhan, China
- ¹² Chungbuk National University, Cheongju, Republic of Korea
- ¹³ Comenius University Bratislava, Faculty of Mathematics, Physics and Informatics, Bratislava, Slovak Republic
- ¹⁴ Creighton University, Omaha, NE, USA
- ¹⁵ Department of Physics, Aligarh Muslim University, Aligarh, India
- ¹⁶ Department of Physics, Pusan National University, Pusan, Republic of Korea
- ¹⁷ Department of Physics, Sejong University, Seoul, Republic of Korea
- ¹⁸ Department of Physics, University of California, Berkeley, CA, USA
- ¹⁹ Department of Physics, University of Oslo, Oslo, Norway
- ²⁰ Department of Physics and Technology, University of Bergen, Bergen, Norway
- ²¹ Dipartimento di Fisica, Università di Pavia, Pavia, Italy
- ²² Dipartimento di Fisica dell'Università and Sezione INFN, Cagliari, Italy
- ²³ Dipartimento di Fisica dell'Università and Sezione INFN, Trieste, Italy
- ²⁴ Dipartimento di Fisica dell'Università and Sezione INFN, Turin, Italy
- ²⁵ Dipartimento di Fisica e Astronomia dell'Università and Sezione INFN, Bologna, Italy
- ²⁶ Dipartimento di Fisica e Astronomia dell'Università and Sezione INFN, Catania, Italy
- ²⁷ Dipartimento di Fisica e Astronomia dell'Università and Sezione INFN, Padua, Italy
- ²⁸ Dipartimento di Fisica 'E.R. Caianiello' dell'Università and Gruppo Collegato INFN, Salerno, Italy
- ²⁹ Dipartimento DISAT del Politecnico and Sezione INFN, Turin, Italy
- ³⁰ Dipartimento di Scienze MIFT, Università di Messina, Messina, Italy
- ³¹ Dipartimento Interateneo di Fisica 'M. Merlin' and Sezione INFN, Bari, Italy
- ³² European Organization for Nuclear Research (CERN), Geneva, Switzerland
- ³³ Faculty of Electrical Engineering, Mechanical Engineering and Naval Architecture, University of Split, Split, Croatia
- ³⁴ Faculty of Engineering and Science, Western Norway University of Applied Sciences, Bergen, Norway
- ³⁵ Faculty of Nuclear Sciences and Physical Engineering, Czech Technical University in Prague, Prague, Czech Republic
- ³⁶ Faculty of Physics, Sofia University, Sofia, Bulgaria
- ³⁷ Faculty of Science, P.J. Šafárik University, Košice, Slovak Republic
- ³⁸ Frankfurt Institute for Advanced Studies, Johann Wolfgang Goethe-Universität Frankfurt, Frankfurt, Germany
- ³⁹ Fudan University, Shanghai, China
- ⁴⁰ Gangneung-Wonju National University, Gangneung, Republic of Korea
- ⁴¹ Department of Physics, Gauhati University, Guwahati, India
- ⁴² Helmholtz-Institut für Strahlen- und Kernphysik, Rheinische Friedrich-Wilhelms-Universität Bonn, Bonn, Germany
- ⁴³ Helsinki Institute of Physics (HIP), Helsinki, Finland
- ⁴⁴ High Energy Physics Group, Universidad Autónoma de Puebla, Puebla, Mexico
- ⁴⁵ Horia Hulubei National Institute of Physics and Nuclear Engineering, Bucharest, Romania
- ⁴⁶ HUN-REN Wigner Research Centre for Physics, Budapest, Hungary
- ⁴⁷ Indian Institute of Technology Bombay (IIT), Mumbai, India

- 48 Indian Institute of Technology Indore, Indore, India
- 49 INFN, Laboratori Nazionali di Frascati, Frascati, Italy
- 50 INFN, Sezione di Bari, Bari, Italy
- 51 INFN, Sezione di Bologna, Bologna, Italy
- 52 INFN, Sezione di Cagliari, Cagliari, Italy
- 53 INFN, Sezione di Catania, Catania, Italy
- 54 INFN, Sezione di Padova, Padua, Italy
- 55 INFN, Sezione di Pavia, Pavia, Italy
- 56 INFN, Sezione di Torino, Turin, Italy
- 57 INFN, Sezione di Trieste, Trieste, Italy
- 58 Inha University, Incheon, Republic of Korea
- 59 Institute for Gravitational and Subatomic Physics (GRASP), Utrecht University/Nikhef, Utrecht, Netherlands
- 60 Institute of Experimental Physics, Slovak Academy of Sciences, Košice, Slovak Republic
- 61 Institute of Physics, Homi Bhabha National Institute, Bhubaneswar, India
- 62 Institute of Physics of the Czech Academy of Sciences, Prague, Czech Republic
- 63 Institute of Space Science (ISS), Bucharest, Romania
- 64 Institut für Kernphysik, Johann Wolfgang Goethe-Universität Frankfurt, Frankfurt, Germany
- 65 Instituto de Ciencias Nucleares, Universidad Nacional Autónoma de México, Mexico City, Mexico
- 66 Instituto de Física, Universidade Federal do Rio Grande do Sul (UFRGS), Porto Alegre, Brazil
- 67 Instituto de Física, Universidad Nacional Autónoma de México, Mexico City, Mexico
- 68 iThemba LABS, National Research Foundation, Somerset West, South Africa
- 69 Jeonbuk National University, Jeonju, Republic of Korea
- 70 Johann-Wolfgang-Goethe Universität Frankfurt Institut für Informatik, Fachbereich Informatik und Mathematik, Frankfurt, Germany
- 71 Korea Institute of Science and Technology Information, Daejeon, Republic of Korea
- 72 KTO Karatay University, Konya, Turkey
- 73 Laboratoire de Physique Subatomique et de Cosmologie, Université Grenoble-Alpes, CNRS-IN2P3, Grenoble, France
- 74 Lawrence Berkeley National Laboratory, Berkeley, CA, USA
- 75 Division of Particle Physics, Department of Physics, Lund University, Lund, Sweden
- 76 Nagasaki Institute of Applied Science, Nagasaki, Japan
- 77 Nara Women's University (NWU), Nara, Japan
- 78 Department of Physics, School of Science, National and Kapodistrian University of Athens, Athens, Greece
- 79 National Centre for Nuclear Research, Warsaw, Poland
- 80 National Institute of Science Education and Research, Homi Bhabha National Institute, Jatni, India
- 81 National Nuclear Research Center, Baku, Azerbaijan
- 82 National Research and Innovation Agency - BRIN, Jakarta, Indonesia
- 83 Niels Bohr Institute, University of Copenhagen, Copenhagen, Denmark
- 84 Nikhef, National institute for subatomic physics, Amsterdam, Netherlands
- 85 Nuclear Physics Group, STFC Daresbury Laboratory, Daresbury, UK
- 86 Nuclear Physics Institute of the Czech Academy of Sciences, Husinec-Řež, Czech Republic
- 87 Oak Ridge National Laboratory, Oak Ridge, TN, USA
- 88 Ohio State University, Columbus, OH, USA
- 89 Physics Department, Faculty of science, University of Zagreb, Zagreb, Croatia
- 90 Physics Department, Panjab University, Chandigarh, India
- 91 Physics Department, University of Jammu, Jammu, India
- 92 Physics Program and International Institute for Sustainability with Knotted Chiral Meta Matter (SKCM2), Hiroshima University, Hiroshima, Japan
- 93 Physikalisches Institut, Eberhard-Karls-Universität Tübingen, Tübingen, Germany
- 94 Physikalisches Institut, Ruprecht-Karls-Universität Heidelberg, Heidelberg, Germany
- 95 Physik Department, Technische Universität München, Munich, Germany
- 96 Politecnico di Bari and Sezione INFN, Bari, Italy
- 97 Research Division and ExtreMe Matter Institute EMMI, GSI Helmholtzzentrum für Schwerionenforschung GmbH, Darmstadt, Germany

- ⁹⁸ Saga University, Saga, Japan
- ⁹⁹ Saha Institute of Nuclear Physics, Homi Bhabha National Institute, Kolkata, India
- ¹⁰⁰ School of Physics and Astronomy, University of Birmingham, Birmingham, UK
- ¹⁰¹ Sección Física, Departamento de Ciencias, Pontificia Universidad Católica del Perú, Lima, Peru
- ¹⁰² Stefan Meyer Institut für Subatomare Physik (SMI), Vienna, Austria
- ¹⁰³ SUBATECH, IMT Atlantique, Nantes Université, CNRS-IN2P3, Nantes, France
- ¹⁰⁴ Sungkyunkwan University, Suwon City, Republic of Korea
- ¹⁰⁵ Suranaree University of Technology, Nakhon Ratchasima, Thailand
- ¹⁰⁶ Technical University of Košice, Košice, Slovak Republic
- ¹⁰⁷ The Henryk Niewodniczanski Institute of Nuclear Physics, Polish Academy of Sciences, Cracow, Poland
- ¹⁰⁸ The University of Texas at Austin, Austin, TX, USA
- ¹⁰⁹ Universidad Autónoma de Sinaloa, Culiacán, Mexico
- ¹¹⁰ Universidade de São Paulo (USP), São Paulo, Brazil
- ¹¹¹ Universidade Estadual de Campinas (UNICAMP), Campinas, Brazil
- ¹¹² Universidade Federal do ABC, Santo Andre, Brazil
- ¹¹³ Universitatea Nationala de Stiinta si Tehnologie Politehnica Bucuresti, Bucharest, Romania
- ¹¹⁴ University of Cape Town, Cape Town, South Africa
- ¹¹⁵ University of Derby, Derby, UK
- ¹¹⁶ University of Houston, Houston, TX, USA
- ¹¹⁷ University of Jyväskylä, Jyväskylä, Finland
- ¹¹⁸ University of Kansas, Lawrence, KS, USA
- ¹¹⁹ University of Liverpool, Liverpool, UK
- ¹²⁰ University of Science and Technology of China, Hefei, China
- ¹²¹ University of South-Eastern Norway, Kongsberg, Norway
- ¹²² University of Tennessee, Knoxville, TN, USA
- ¹²³ University of the Witwatersrand, Johannesburg, South Africa
- ¹²⁴ University of Tokyo, Tokyo, Japan
- ¹²⁵ University of Tsukuba, Tsukuba, Japan
- ¹²⁶ Universität Münster, Institut für Kernphysik, Münster, Germany
- ¹²⁷ Université Clermont Auvergne, CNRS/IN2P3, LPC, Clermont-Ferrand, France
- ¹²⁸ Université de Lyon, CNRS/IN2P3, Institut de Physique des 2 Infinis de Lyon, Lyon, France
- ¹²⁹ Université de Strasbourg, CNRS, IPHC UMR 7178, F-67000 Strasbourg, France, Strasbourg, France
- ¹³⁰ Université Paris-Saclay, Centre d'Etudes de Saclay (CEA), IRFU, Département de Physique Nucléaire (DPhN), Saclay, France
- ¹³¹ Université Paris-Saclay, CNRS/IN2P3, IJCLab, Orsay, France
- ¹³² Università degli Studi di Foggia, Foggia, Italy
- ¹³³ Università del Piemonte Orientale, Vercelli, Italy
- ¹³⁴ Università di Brescia, Brescia, Italy
- ¹³⁵ Variable Energy Cyclotron Centre, Homi Bhabha National Institute, Kolkata, India
- ¹³⁶ Warsaw University of Technology, Warsaw, Poland
- ¹³⁷ Wayne State University, Detroit, MI, USA
- ¹³⁸ Yale University, New Haven, CT, USA
- ¹³⁹ Yonsei University, Seoul, Republic of Korea
- ¹⁴⁰ Zentrum für Technologie und Transfer (ZTT), Worms, Germany
- ¹⁴¹ Affiliated with an Institute Covered by a Cooperation Agreement with CERN, Geneva, Switzerland
- ¹⁴² Affiliated with an International Laboratory Covered by a Cooperation Agreement with CERN, Geneva, Switzerland
- ^a Also at: Max-Planck-Institut für Physik, Munich, Germany
- ^b Also at: Italian National Agency for New Technologies, Energy and Sustainable Economic Development (ENEA), Bologna, Italy
- ^c Also at: Dipartimento DET del Politecnico di Torino, Turin, Italy
- ^d Also at: Yildiz Technical University, Istanbul, Turkey
- ^e Also at: Department of Applied Physics, Aligarh Muslim University, Aligarh, India

^f Also at: Institute of Theoretical Physics, University of Wrocław, Wrocław, Poland

^g Also at: An Institution Covered by a Cooperation Agreement with CERN, Geneva, Switzerland

*Deceased